



# **BMCRC-MRO Championships 2013**

**Round 5  
Snetterton 300**

**21<sup>st</sup> – 23<sup>rd</sup> June 2013**



**Results Provided by Timing Solutions Ltd**  
[www.tsl-timing.com](http://www.tsl-timing.com)



# BMZRC 250 MZ

**Snetterton 300**

**21<sup>st</sup> – 23<sup>rd</sup> June 2013**



Results Provided by Timing Solutions Ltd  
[www.tsl-timing.com](http://www.tsl-timing.com)

**BMCRC-MRO Championships 2013 - Snetterton 300 Rnd 5**

**Freshdrop BMZRC 250 MZ**

**PRACTICE - CLASSIFICATION**

POS	NO	NAME	ENTRY	TIME	ON	LAPS	GAP	DIFF	MPH
1	78	Chris DOWLING	MZ - HS Racing	2:49.357	2	2			63.10
2	76	Peter WOODALL	MZ - Core Projects Ltd	2:49.673	5	5	0.316	0.316	62.99
3	95	Chris ROGERS	MZ - CB Racing	2:52.018	5	5	2.661	2.345	62.13
4	82	Mark TAYLOR	MZ - Nexus Performance	2:52.095	3	5	2.738	0.077	62.10
5	36	Joe BALDRY	MZ - Chilton Motors	2:55.254	3	3	5.897	3.159	60.98
6	68	Graham GARRIQUES	MZ -	2:57.459	4	4	8.102	2.205	60.22
7	2	Lee HARDY	MZ - Amy & Eric	2:58.928	4	4	9.571	1.469	59.73
8	25	Leon JONES	MZ -	2:59.995	5	5	10.638	1.067	59.37
9	28	Darren WEST	MZ -	3:02.497	3	3	13.140	2.502	58.56
10	5	Garry SAMETT	MZ - Smallmouse	3:05.564	4	4	16.207	3.067	57.59
11	11	Ian SLAUGHTER	MZ -	3:06.410	4	4	17.053	0.846	57.33
12	88	Nigel CRAGG	MZ - Newvic Property	3:06.868	4	4	17.511	0.458	57.19
13	58	Des DAVIES	MZ -	3:09.186	3	4	19.829	2.318	56.49
14	45	Charlotte MORTON	MZ - HS Racing	3:09.400	4	4	20.043	0.214	56.43
15	47	Richard FAYERS	MZ -	3:09.469	4	4	20.112	0.069	56.41
16	15	Andy MOFFAT	MZ - Gills Office	3:09.595	4	4	20.238	0.126	56.37
17	69	Paul ROBSON	MZ - London First Aid	3:16.158	4	4	26.801	6.563	54.48
18	66	Mark VINCENT	MZ - Putoline	3:25.404	4	4	36.047	9.246	52.03
19	51	Andy SMITH	MZ -	3:25.555	4	4	36.198	0.151	51.99
20	19	Dave HIGGINS	MZ -	3:34.137	1	1	44.780	8.582	49.91
21	43	Daniel BARFORD	MZ -	3:34.369	1	1	45.012	0.232	49.85
22	9	Graham HAW	MZ -	3:41.048	1	1	51.691	6.679	48.35
23	91	Keith TERRY	MZ -	3:45.540	1	1	56.183	4.492	47.38
24	61	Paul YOUNGE	MZ -	3:47.846	1	3	58.489	2.306	46.90
25	77	Dan BURDETT	MZ - DBR	3:49.314	1	1	59.957	1.468	46.60
26	29	Tim GRIGGS	MZ -	3:52.626	2	2	1:03.269	3.312	45.94
27	38	Chris PETTET	MZ -	3:55.291	3	3	1:05.934	2.665	45.42
28	93	Debbie PETTET	MZ - MZ Experience	3:57.681	3	3	1:08.324	2.390	44.96
29	81	Keith VINCENT	MZ -	4:01.052	1	2	1:11.695	3.371	44.33

Snetterton 300  
Circuit Length = 2.9689 miles  
Start: 10:14 Flag 10:27 End: 10:30

Weather / Track : Cloudy / Wet  
These results are provisional until the conclusion of any judicial and technical matters.

Clerk Of Course :	Timekeeper :
-------------------	--------------

Results can be found at [www.tsl-timing.com](http://www.tsl-timing.com)

Printed - 10:31 Saturday, 22 June 2013



# BMCRC-MRO Championships 2013 - Snetterton 300 Rnd 5

## Freshdrop BMZRC 250 MZ

### PRACTICE - LAP ANALYSIS

DIFF = Difference To Personal Best Lap

<b>P1 78 Chris DOWLING</b>				
LAP	LAP TIME	DIFF	MPH	TIME OF DAY
1 -	2:52.852 (2)	3.495	61.83	10:17:59.793
2 -	<b>2:49.357 (1)</b>		<b>63.10</b>	<b>10:20:49.150</b>

<b>P2 76 Peter WOODALL</b>				
LAP	LAP TIME	DIFF	MPH	TIME OF DAY
1 -	3:10.515	20.842	56.10	10:18:14.874
2 -	3:00.311	10.638	59.27	10:21:15.185
3 -	2:52.398 (3)	2.725	61.99	10:24:07.583
4 -	2:50.612 (2)	0.939	62.64	10:26:58.195
5 -	<b>2:49.673 (1)</b>		<b>62.99</b>	<b>10:29:47.868</b>

<b>P3 95 Chris ROGERS</b>				
LAP	LAP TIME	DIFF	MPH	TIME OF DAY
1 -	3:08.183	16.165	56.79	10:18:11.407
2 -	2:59.343	7.325	59.59	10:21:10.750
3 -	2:54.789 (3)	2.771	61.14	10:24:05.539
4 -	2:54.224 (2)	2.206	61.34	10:26:59.763
5 -	<b>2:52.018 (1)</b>		<b>62.13</b>	<b>10:29:51.781</b>

<b>P4 82 Mark TAYLOR</b>				
LAP	LAP TIME	DIFF	MPH	TIME OF DAY
1 -	2:55.647	3.552	60.84	10:17:56.925
2 -	2:53.947	1.852	61.44	10:20:50.872
3 -	<b>2:52.095 (1)</b>		<b>62.10</b>	<b>10:23:42.967</b>
4 -	2:53.030 (3)	0.935	61.77	10:26:35.997
5 -	2:52.574 (2)	0.479	61.93	10:29:28.571

<b>P5 36 Joe BALDRY</b>				
LAP	LAP TIME	DIFF	MPH	TIME OF DAY
1 -	3:08.268 (3)	13.014	56.77	10:18:12.755
2 -	2:59.231 (2)	3.977	59.63	10:21:11.986
3 -	<b>2:55.254 (1)</b>		<b>60.98</b>	<b>10:24:07.240</b>

<b>P6 68 Graham GARRIQUES</b>				
LAP	LAP TIME	DIFF	MPH	TIME OF DAY
1 -	3:27.587	30.128	51.48	10:18:43.713
2 -	3:12.023 (3)	14.564	55.66	10:21:55.736
3 -	3:03.051 (2)	5.592	58.38	10:24:58.787
4 -	<b>2:57.459 (1)</b>		<b>60.22</b>	<b>10:27:56.246</b>

<b>P7 2 Lee HARDY</b>				
LAP	LAP TIME	DIFF	MPH	TIME OF DAY
1 -	3:23.214	24.286	52.59	10:18:35.179
2 -	3:00.444 (2)	1.516	59.23	10:21:35.623
3 -	3:03.906 (3)	4.978	58.11	10:24:39.529
4 -	<b>2:58.928 (1)</b>		<b>59.73</b>	<b>10:27:38.457</b>

<b>P8 25 Leon JONES</b>				
LAP	LAP TIME	DIFF	MPH	TIME OF DAY
1 -	3:15.035	15.040	54.80	10:18:22.174
2 -	3:07.829	7.834	56.90	10:21:30.003
3 -	3:02.756 (2)	2.761	58.48	10:24:32.759
4 -	3:06.481 (3)	6.486	57.31	10:27:39.240
5 -	<b>2:59.995 (1)</b>		<b>59.37</b>	<b>10:30:39.235</b>

DIFF = Difference To Personal Best Lap

<b>P9 28 Darren WEST</b>				
LAP	LAP TIME	DIFF	MPH	TIME OF DAY
1 -	3:10.771 (3)	8.274	56.02	10:18:16.461
2 -	3:02.936 (2)	0.439	58.42	10:21:19.397
3 -	<b>3:02.497 (1)</b>		<b>58.56</b>	<b>10:24:21.894</b>

<b>P10 5 Garry SAMETT</b>				
LAP	LAP TIME	DIFF	MPH	TIME OF DAY
1 -	3:32.587	27.023	50.27	10:18:37.476
2 -	3:16.092 (3)	10.528	54.50	10:21:53.568
3 -	3:09.482 (2)	3.918	56.40	10:25:03.050
4 -	<b>3:05.564 (1)</b>		<b>57.59</b>	<b>10:28:08.614</b>

<b>P11 11 Ian SLAUGHTER</b>				
LAP	LAP TIME	DIFF	MPH	TIME OF DAY
1 -	3:29.665	23.255	50.97	10:18:33.282
2 -	3:15.606 (3)	9.196	54.64	10:21:48.888
3 -	3:10.743 (2)	4.333	56.03	10:24:59.631
4 -	<b>3:06.410 (1)</b>		<b>57.33</b>	<b>10:28:06.041</b>

<b>P12 88 Nigel CRAGG</b>				
LAP	LAP TIME	DIFF	MPH	TIME OF DAY
1 -	3:20.308	13.440	53.35	10:18:26.242
2 -	3:09.531 (3)	2.663	56.39	10:21:35.773
3 -	3:06.875 (2)	0.007	57.19	10:24:42.648
4 -	<b>3:06.868 (1)</b>		<b>57.19</b>	<b>10:27:49.516</b>

<b>P13 58 Des DAVIES</b>				
LAP	LAP TIME	DIFF	MPH	TIME OF DAY
1 -	3:26.666	17.480	51.71	10:18:46.198
2 -	3:23.065 (3)	13.879	52.63	10:22:09.263
3 -	<b>3:09.186 (1)</b>		<b>56.49</b>	<b>10:25:18.449</b>
4 -	3:17.947 (2)	8.761	53.99	10:28:36.396

<b>P14 45 Charlotte MORTON</b>				
LAP	LAP TIME	DIFF	MPH	TIME OF DAY
1 -	3:24.752	15.352	52.20	10:18:33.975
2 -	3:12.016 (3)	2.616	55.66	10:21:45.991
3 -	3:09.562 (2)	0.162	56.38	10:24:55.553
4 -	<b>3:09.400 (1)</b>		<b>56.43</b>	<b>10:28:04.953</b>

<b>P15 47 Richard FAYERS</b>				
LAP	LAP TIME	DIFF	MPH	TIME OF DAY
1 -	3:23.968	14.499	52.40	10:18:34.437
2 -	3:12.773 (3)	3.304	55.44	10:21:47.210
3 -	3:09.836 (2)	0.367	56.30	10:24:57.046
4 -	<b>3:09.469 (1)</b>		<b>56.41</b>	<b>10:28:06.515</b>

<b>P16 15 Andy MOFFAT</b>				
LAP	LAP TIME	DIFF	MPH	TIME OF DAY
1 -	3:24.893	15.298	52.16	10:18:33.097
2 -	3:13.260 (3)	3.665	55.30	10:21:46.357
3 -	3:11.604 (2)	2.009	55.78	10:24:57.961
4 -	<b>3:09.595 (1)</b>		<b>56.37</b>	<b>10:28:07.556</b>

Weather / Track : Cloudy / Wet

# BMCRC-MRO Championships 2013 - Snetterton 300 Rnd 5

## Freshdrop BMZRC 250 MZ

### PRACTICE - LAP ANALYSIS

DIFF = Difference To Personal Best Lap

<b>P17 69 Paul ROBSON</b>				
LAP	LAP TIME	DIFF	MPH	TIME OF DAY
1 -	3:36.780	20.622	49.30	10:18:50.563
2 -	3:29.509 (3)	13.351	51.01	10:22:20.072
3 -	3:19.487 (2)	3.329	53.57	10:25:39.559
4 -	<b>3:16.158 (1)</b>		<b>54.48</b>	<b>10:28:55.717</b>

<b>P18 66 Mark VINCENT</b>				
LAP	LAP TIME	DIFF	MPH	TIME OF DAY
1 -	3:31.922 (2)	6.518	50.43	10:18:43.564
2 -	3:36.398	10.994	49.39	10:22:19.962
3 -	3:33.816 (3)	8.412	49.98	10:25:53.778
4 -	<b>3:25.404 (1)</b>		<b>52.03</b>	<b>10:29:19.182</b>

<b>P19 51 Andy SMITH</b>				
LAP	LAP TIME	DIFF	MPH	TIME OF DAY
1 -	3:29.596 (2)	4.041	50.99	10:18:42.906
2 -	3:36.119	10.564	49.45	10:22:19.025
3 -	3:34.845 (3)	9.290	49.74	10:25:53.870
4 -	<b>3:25.555 (1)</b>		<b>51.99</b>	<b>10:29:19.425</b>

<b>P20 19 Dave HIGGINS</b>				
LAP	LAP TIME	DIFF	MPH	TIME OF DAY
1 -	<b>3:34.137 (1)</b>		<b>49.91</b>	<b>10:18:42.324</b>

<b>P21 43 Daniel BARFORD</b>				
LAP	LAP TIME	DIFF	MPH	TIME OF DAY
1 -	<b>3:34.369 (1)</b>		<b>49.85</b>	<b>10:18:43.007</b>

<b>P22 9 Graham HAW</b>				
LAP	LAP TIME	DIFF	MPH	TIME OF DAY
1 -	<b>3:41.048 (1)</b>		<b>48.35</b>	<b>10:18:52.483</b>

<b>P23 91 Keith TERRY</b>				
LAP	LAP TIME	DIFF	MPH	TIME OF DAY
1 -	<b>3:45.540 (1)</b>		<b>47.38</b>	<b>10:18:56.854</b>

<b>P24 61 Paul YOUNGE</b>				
LAP	LAP TIME	DIFF	MPH	TIME OF DAY
1 -	<b>3:47.846 (1)</b>		<b>46.90</b>	<b>10:19:08.926</b>
2 -	3:51.526 (2)	3.680	46.16	10:23:00.452
3 -	3:53.157 (3)	5.311	45.84	10:26:53.609

<b>P25 77 Dan BURDETT</b>				
LAP	LAP TIME	DIFF	MPH	TIME OF DAY
1 -	<b>3:49.314 (1)</b>		<b>46.60</b>	<b>10:19:03.287</b>

<b>P26 29 Tim GRIGGS</b>				
LAP	LAP TIME	DIFF	MPH	TIME OF DAY
1 -	3:56.994 (2)	4.368	45.09	10:19:07.039
2 -	<b>3:52.626 (1)</b>		<b>45.94</b>	<b>10:22:59.665</b>

<b>P27 38 Chris PETTET</b>				
LAP	LAP TIME	DIFF	MPH	TIME OF DAY

DIFF = Difference To Personal Best Lap

1 -	4:03.079 (3)	7.788	43.96	10:19:19.942
2 -	4:00.374 (2)	5.083	44.46	10:23:20.316
3 -	<b>3:55.291 (1)</b>		<b>45.42</b>	<b>10:27:15.607</b>

<b>P28 93 Debbie PETTET</b>				
LAP	LAP TIME	DIFF	MPH	TIME OF DAY
1 -	4:03.210 (3)	5.529	43.94	10:19:20.467
2 -	3:58.109 (2)	0.428	44.88	10:23:18.576
3 -	<b>3:57.681 (1)</b>		<b>44.96</b>	<b>10:27:16.257</b>

<b>P29 81 Keith VINCENT</b>				
LAP	LAP TIME	DIFF	MPH	TIME OF DAY
1 -	<b>4:01.052 (1)</b>		<b>44.33</b>	<b>10:19:11.700</b>
2 -	4:09.247 (2)	8.195	42.88	10:23:20.947

Weather / Track : Cloudy / Wet

## BMCRC-MRO Championships 2013 - Snetterton 300 Rnd 5

### Freshdrop BMZRC 250 MZ

### RACE 9 - CLASSIFICATION

POS	NO	NAME	ENTRY	LAPS	TIME	GAP	DIFF	MPH	BEST	ON
1	82	Mark TAYLOR	MZ - Nexus Performance	5	13:06.442			67.95	2:33.661	5
2	76	Peter WOODALL	MZ - Core Projects Ltd	5	13:07.114	0.672	0.672	67.89	2:35.312	5
3	95	Chris ROGERS	MZ - CB Racing	5	13:18.474	12.032	11.360	66.92	2:35.644	4
4	28	Darren WEST	MZ -	5	13:28.898	22.456	10.424	66.06	2:39.003	4
5	2	Lee HARDY	MZ - Amy & Eric	5	14:00.047	53.605	31.149	63.61	2:43.405	3
6	51	Andy SMITH	MZ -	5	14:01.517	55.075	1.470	63.50	2:45.264	5
7	15	Andy MOFFAT	MZ - Gills Office	5	14:23.898	1:17.456	22.381	61.85	2:51.424	4
8	58	Des DAVIES	MZ -	5	14:25.645	1:19.203	1.747	61.73	2:45.616	5
9	5	Garry SAMETT	MZ - Smallmouse	5	14:28.010	1:21.568	2.365	61.56	2:46.493	5
10	45	Charlotte MORTON	MZ - HS Racing	5	14:28.932	1:22.490	0.922	61.50	2:50.012	5
11	69	Paul ROBSON	MZ - London First Aid	5	14:31.019	1:24.577	2.087	61.35	2:51.173	3
12	66	Mark VINCENT	MZ - Putoline	5	14:41.452	1:35.010	10.433	60.62	2:52.760	5
13	60	Jack YOUNGE	MZ -	5	15:01.887	1:55.445	20.435	59.25	2:54.758	5
14	77	Dan BURDETT	MZ - DBR	5	15:02.575	1:56.133	0.688	59.20	2:54.862	5
15	14	Ian DARBY	MZ -	5	15:24.519	2:18.077	21.944	57.80	3:02.173	2
16	43	Daniel BARFORD	MZ -	5	15:42.948	2:36.506	18.429	56.67	3:05.655	4
17	19	Dave HIGGINS	MZ -	5	15:59.395	2:52.953	16.447	55.70	3:05.387	5
18	91	Keith TERRY	MZ -	5	15:59.594	2:53.152	0.199	55.69	3:05.865	5
19	29	Tim GRIGGS	MZ -	5	16:10.642	3:04.200	11.048	55.05	3:09.352	5
20	30	Malcolm HOWELL	MZ -	4	13:42.781	1 Lap	1 Lap	51.96	3:15.970	4

#### NOT CLASSIFIED

DNF	78	Chris DOWLING	MZ - HS Racing	4	10:42.639	1 Lap		66.52	2:38.698	4
DNF	68	Graham GARRIQUES	MZ -	4	11:15.444	1 Lap	32.805	63.29	2:43.543	3
DNF	47	Richard FAYERS	MZ -	4	11:23.045	1 Lap	7.601	62.59	2:46.069	4
DNF	25	Leon JONES	MZ -	3	8:29.144	2 Laps	1 Lap	62.97	2:42.685	3
DNF	11	Ian SLAUGHTER	MZ -	1	3:00.233	4 Laps	2 Laps	59.30	3:00.233	1
DNF	9	Graham HAW	MZ -	0						
DNF	36	Joe BALDRY	MZ - Chilton Motors	0						
DNF	81	Keith VINCENT	MZ -	0						
DNF	88	Nigel CRAGG	MZ - Newvic Property	0						

#### FASTEST LAP

82	Mark TAYLOR	MZ - Nexus Performance	5	2:33.661	69.55 mph	111.93 kph
----	-------------	------------------------	---	----------	-----------	------------

Weather / Track : Cloudy / Damp

These results are provisional until the conclusion of any judicial and technical matters.

Snetterton 300

Circuit Length = 2.9689 miles

Start: 14:49 Flag 15:02 End: 15:05

Clerk Of Course :	Timekeeper :
-------------------	--------------

Results can be found at [www.tsl-timing.com](http://www.tsl-timing.com)

Printed - 15:06 Saturday, 22 June 2013



# BMCRC-MRO Championships 2013 - Snetterton 300 Rnd 5

## Freshdrop BMZRC 250 MZ

### RACE 9 - LAP CHART

LAP 1		
NO	BEHIND	LAP TIME

82		2:41.863
76	1.458	2:43.321
78	2.392	2:44.255
28	5.239	2:47.102
95	5.445	2:47.308
15	13.478	2:55.341
51	13.938	2:55.801
25	16.292	2:58.155
68	17.606	2:59.469
2	17.628	2:59.491
11	18.370	3:00.233
47	18.982	3:00.845
45	20.091	3:01.954
58	22.576	3:04.439
69	23.018	3:04.881
66	23.887	3:05.750
5	26.166	3:08.029
77	26.434	3:08.297
60	28.685	3:10.548
14	30.741	3:12.604
43	33.560	3:15.423
19	36.749	3:18.612
91	37.983	3:19.846
29	39.713	3:21.576
30	54.369	3:36.232

LAP 2		
NO	BEHIND	LAP TIME

82		2:36.692
76	0.443	2:35.677
78	5.599	2:39.899
95	10.479	2:41.726
28	10.791	2:42.244
51	24.137	2:46.891
2	27.771	2:46.835
25	27.904	2:48.304
68	28.947	2:48.033
15	30.259	2:53.473
47	31.491	2:49.201
45	36.263	2:52.864
58	37.039	2:51.155
69	37.715	2:51.389
66	40.793	2:53.598
5	40.941	2:51.467
77	49.776	3:00.034
60	52.755	3:00.762
14	56.222	3:02.173
43	1:04.489	3:07.621
19	1:13.618	3:13.561
91	1:18.354	3:17.063
29	1:18.997	3:15.976
30	1:44.436	3:26.759

LAP 3		
NO	BEHIND	LAP TIME

82		2:36.753
76	0.149	2:36.459
78	8.633	2:39.787
95	11.330	2:37.604
28	15.330	2:41.292
25	33.836	2:42.685

2	34.423	2:43.405
51	34.904	2:47.520
68	35.737	2:43.543
47	41.668	2:46.930
15	44.942	2:51.436
45	51.471	2:51.961
69	52.135	2:51.173
58	52.671	2:52.385
5	56.136	2:51.948
66	58.793	2:54.753
77	1:13.051	3:00.028
60	1:13.596	2:57.594
14	1:23.551	3:04.082
43	1:34.886	3:07.150
19	1:49.646	3:12.781
91	1:52.273	3:10.672
29	1:56.103	3:13.859
30	2:31.503	3:23.820

LAP 4		
NO	BEHIND	LAP TIME

76		2:36.345
82	0.979	2:37.473
95	10.480	2:35.644
78	10.837	2:38.698
28	17.839	2:39.003
2	42.774	2:44.845
68	43.642	2:44.399
51	44.451	2:46.041
47	51.243	2:46.069
15	59.872	2:51.424
45	1:07.118	2:52.141
69	1:07.896	2:52.255
58	1:08.227	2:52.050
5	1:09.715	2:50.073
66	1:16.890	2:54.591
60	1:35.327	2:58.225
77	1:35.911	2:59.354
14	1:50.244	3:03.187
43	2:04.047	3:05.655
91	2:21.927	3:06.148
19	2:22.206	3:09.054
29	2:29.488	3:09.879

LAP 5		
NO	BEHIND	LAP TIME

82		2:33.661
76	0.672	2:35.312
95	12.032	2:36.192
28	22.456	2:39.257
30	1 Lap	3:15.970
2	53.605	2:45.471
51	55.075	2:45.264
15	1:17.456	2:52.224
58	1:19.203	2:45.616
5	1:21.568	2:46.493
45	1:22.490	2:50.012
69	1:24.577	2:51.321
66	1:35.010	2:52.760
60	1:55.445	2:54.758
77	1:56.133	2:54.862
14	2:18.077	3:02.473
43	2:36.506	3:07.099
19	2:52.953	3:05.387

Weather / Track : Cloudy / Damp

Results can be found at [www.tsl-timing.com](http://www.tsl-timing.com)

Snetterton 300  
Circuit Length = 2.9689 miles  
Start: 14:49 Flag 15:02 End: 15:05

Printed - 15:08 Saturday, 22 June 2013

# BMCRC-MRO Championships 2013 - Snetterton 300 Rnd 5

## Freshdrop BMZRC 250 MZ

### RACE 9 - LAP ANALYSIS

DIFF = Difference To Personal Best Lap

P1 82 Mark TAYLOR				
LAP	LAP TIME	DIFF	MPH	TIME OF DAY
1 -	2:41.863	8.202	66.03	14:52:03.432
2 -	2:36.692 (2)	3.031	68.21	14:54:40.124
3 -	2:36.753 (3)	3.092	68.18	14:57:16.877
4 -	2:37.473	3.812	67.87	14:59:54.350
5 -	<b>2:33.661 (1)</b>		<b>69.55</b>	<b>15:02:28.011</b>

P2 76 Peter WOODALL				
LAP	LAP TIME	DIFF	MPH	TIME OF DAY
1 -	2:43.321	8.009	65.44	14:52:04.890
2 -	2:35.677 (2)	0.365	68.65	14:54:40.567
3 -	2:36.459	1.147	68.31	14:57:17.026
4 -	2:36.345 (3)	1.033	68.36	14:59:53.371
5 -	<b>2:35.312 (1)</b>		<b>68.81</b>	<b>15:02:28.683</b>

P3 95 Chris ROGERS				
LAP	LAP TIME	DIFF	MPH	TIME OF DAY
1 -	2:47.308	11.664	63.88	14:52:08.877
2 -	2:41.726	6.082	66.08	14:54:50.603
3 -	2:37.604 (3)	1.960	67.81	14:57:28.207
4 -	<b>2:35.644 (1)</b>		<b>68.67</b>	<b>15:00:03.851</b>
5 -	2:36.192 (2)	0.548	68.42	15:02:40.043

P4 28 Darren WEST				
LAP	LAP TIME	DIFF	MPH	TIME OF DAY
1 -	2:47.102	8.099	63.96	14:52:08.671
2 -	2:42.244	3.241	65.87	14:54:50.915
3 -	2:41.292 (3)	2.289	66.26	14:57:32.207
4 -	<b>2:39.003 (1)</b>		<b>67.21</b>	<b>15:00:11.210</b>
5 -	2:39.257 (2)	0.254	67.11	15:02:50.467

P5 2 Lee HARDY				
LAP	LAP TIME	DIFF	MPH	TIME OF DAY
1 -	2:59.491	16.086	59.54	14:52:21.060
2 -	2:46.835	3.430	64.06	14:55:07.895
3 -	<b>2:43.405 (1)</b>		<b>65.40</b>	<b>14:57:51.300</b>
4 -	2:44.845 (2)	1.440	64.83	15:00:36.145
5 -	2:45.471 (3)	2.066	64.59	15:03:21.616

P6 51 Andy SMITH				
LAP	LAP TIME	DIFF	MPH	TIME OF DAY
1 -	2:55.801	10.537	60.79	14:52:17.370
2 -	2:46.891 (3)	1.627	64.04	14:55:04.261
3 -	2:47.520	2.256	63.80	14:57:51.781
4 -	2:46.041 (2)	0.777	64.37	15:00:37.822
5 -	<b>2:45.264 (1)</b>		<b>64.67</b>	<b>15:03:23.086</b>

P7 15 Andy MOFFAT				
LAP	LAP TIME	DIFF	MPH	TIME OF DAY
1 -	2:55.341	3.917	60.95	14:52:16.910
2 -	2:53.473	2.049	61.61	14:55:10.383
3 -	2:51.436 (2)	0.012	62.34	14:58:01.819
4 -	<b>2:51.424 (1)</b>		<b>62.34</b>	<b>15:00:53.243</b>
5 -	2:52.224 (3)	0.800	62.05	15:03:45.467

DIFF = Difference To Personal Best Lap

P8 58 Des DAVIES				
LAP	LAP TIME	DIFF	MPH	TIME OF DAY
1 -	3:04.439	18.823	57.94	14:52:26.008
2 -	2:51.155 (2)	5.539	62.44	14:55:17.163
3 -	2:52.385	6.769	62.00	14:58:09.548
4 -	2:52.050 (3)	6.434	62.12	15:01:01.598
5 -	<b>2:45.616 (1)</b>		<b>64.53</b>	<b>15:03:47.214</b>

P9 5 Garry SAMETT				
LAP	LAP TIME	DIFF	MPH	TIME OF DAY
1 -	3:08.029	21.536	56.84	14:52:29.598
2 -	2:51.467 (3)	4.974	62.33	14:55:21.065
3 -	2:51.948	5.455	62.15	14:58:13.013
4 -	2:50.073 (2)	3.580	62.84	15:01:03.086
5 -	<b>2:46.493 (1)</b>		<b>64.19</b>	<b>15:03:49.579</b>

P10 45 Charlotte MORTON				
LAP	LAP TIME	DIFF	MPH	TIME OF DAY
1 -	3:01.954	11.942	58.74	14:52:23.523
2 -	2:52.864	2.852	61.82	14:55:16.387
3 -	2:51.961 (2)	1.949	62.15	14:58:08.348
4 -	2:52.141 (3)	2.129	62.08	15:01:00.489
5 -	<b>2:50.012 (1)</b>		<b>62.86</b>	<b>15:03:50.501</b>

P11 69 Paul ROBSON				
LAP	LAP TIME	DIFF	MPH	TIME OF DAY
1 -	3:04.881	13.708	57.81	14:52:26.450
2 -	2:51.389 (3)	0.216	62.36	14:55:17.839
3 -	<b>2:51.173 (1)</b>		<b>62.44</b>	<b>14:58:09.012</b>
4 -	2:52.255	1.082	62.04	15:01:01.267
5 -	2:51.321 (2)	0.148	62.38	15:03:52.588

P12 66 Mark VINCENT				
LAP	LAP TIME	DIFF	MPH	TIME OF DAY
1 -	3:05.750	12.990	57.53	14:52:27.319
2 -	2:53.598 (2)	0.838	61.56	14:55:20.917
3 -	2:54.753	1.993	61.16	14:58:15.670
4 -	2:54.591 (3)	1.831	61.21	15:01:10.261
5 -	<b>2:52.760 (1)</b>		<b>61.86</b>	<b>15:04:03.021</b>

P13 60 Jack YOUNGE				
LAP	LAP TIME	DIFF	MPH	TIME OF DAY
1 -	3:10.548	15.790	56.09	14:52:32.117
2 -	3:00.762	6.004	59.12	14:55:32.879
3 -	2:57.594 (2)	2.836	60.18	14:58:30.473
4 -	2:58.225 (3)	3.467	59.96	15:01:28.698
5 -	<b>2:54.758 (1)</b>		<b>61.15</b>	<b>15:04:23.456</b>

P14 77 Dan BURDETT				
LAP	LAP TIME	DIFF	MPH	TIME OF DAY
1 -	3:08.297	13.435	56.76	14:52:29.866
2 -	3:00.034	5.172	59.36	14:55:29.900
3 -	3:00.028 (3)	5.166	59.36	14:58:29.928
4 -	2:59.354 (2)	4.492	59.59	15:01:29.282
5 -	<b>2:54.862 (1)</b>		<b>61.12</b>	<b>15:04:24.144</b>

Weather / Track : Cloudy / Damp

Snetterton 300  
Circuit Length = 2.9689 miles  
Start: 14:49 Flag 15:02 End: 15:05



# BMCRC-MRO Championships 2013 - Snetterton 300 Rnd 5

## Freshdrop BMZRC 250 MZ

### RACE 9 - LAP ANALYSIS

DIFF = Difference To Personal Best Lap

<b>P15 14 Ian DARBY</b>				
LAP	LAP TIME	DIFF	MPH	TIME OF DAY
1 -	3:12.604	10.431	55.49	14:52:34.173
2 -	<b>3:02.173 (1)</b>		<b>58.66</b>	<b>14:55:36.346</b>
3 -	3:04.082	1.909	58.06	14:58:40.428
4 -	3:03.187 (3)	1.014	58.34	15:01:43.615
5 -	3:02.473 (2)	0.300	58.57	15:04:46.088

<b>P16 43 Daniel BARFORD</b>				
LAP	LAP TIME	DIFF	MPH	TIME OF DAY
1 -	3:15.423	9.768	54.69	14:52:36.992
2 -	3:07.621	1.966	56.96	14:55:44.613
3 -	3:07.150 (3)	1.495	57.10	14:58:51.763
4 -	<b>3:05.655 (1)</b>		<b>57.56</b>	<b>15:01:57.418</b>
5 -	3:07.099 (2)	1.444	57.12	15:05:04.517

<b>P17 19 Dave HIGGINS</b>				
LAP	LAP TIME	DIFF	MPH	TIME OF DAY
1 -	3:18.612	13.225	53.81	14:52:40.181
2 -	3:13.561	8.174	55.21	14:55:53.742
3 -	3:12.781 (3)	7.394	55.44	14:59:06.523
4 -	3:09.054 (2)	3.667	56.53	15:02:15.577
5 -	<b>3:05.387 (1)</b>		<b>57.65</b>	<b>15:05:20.964</b>

<b>P18 91 Keith TERRY</b>				
LAP	LAP TIME	DIFF	MPH	TIME OF DAY
1 -	3:19.846	13.981	53.48	14:52:41.415
2 -	3:17.063	11.198	54.23	14:55:58.478
3 -	3:10.672 (3)	4.807	56.05	14:59:09.150
4 -	3:06.148 (2)	0.283	57.41	15:02:15.298
5 -	<b>3:05.865 (1)</b>		<b>57.50</b>	<b>15:05:21.163</b>

<b>P19 29 Tim GRIGGS</b>				
LAP	LAP TIME	DIFF	MPH	TIME OF DAY
1 -	3:21.576	12.224	53.02	14:52:43.145
2 -	3:15.976	6.624	54.53	14:55:59.121
3 -	3:13.859 (3)	4.507	55.13	14:59:12.980
4 -	3:09.879 (2)	0.527	56.28	15:02:22.859
5 -	<b>3:09.352 (1)</b>		<b>56.44</b>	<b>15:05:32.211</b>

<b>P20 30 Malcolm HOWELL</b>				
LAP	LAP TIME	DIFF	MPH	TIME OF DAY
1 -	3:36.232	20.262	49.42	14:52:57.801
2 -	3:26.759 (3)	10.789	51.69	14:56:24.560
3 -	3:23.820 (2)	7.850	52.43	14:59:48.380
4 -	<b>3:15.970 (1)</b>		<b>54.53</b>	<b>15:03:04.350</b>

<b>P21 78 Chris DOWLING</b>				
LAP	LAP TIME	DIFF	MPH	TIME OF DAY
1 -	2:44.255	5.557	65.06	14:52:05.824
2 -	2:39.899 (3)	1.201	66.84	14:54:45.723
3 -	2:39.787 (2)	1.089	66.88	14:57:25.510
4 -	<b>2:38.698 (1)</b>		<b>67.34</b>	<b>15:00:04.208</b>

<b>P22 68 Graham GARRIQUES</b>				
LAP	LAP TIME	DIFF	MPH	TIME OF DAY
1 -	2:59.469	15.926	59.55	14:52:21.038

DIFF = Difference To Personal Best Lap

2 -	2:48.033 (3)	4.490	63.60	14:55:09.071
3 -	<b>2:43.543 (1)</b>		<b>65.35</b>	<b>14:57:52.614</b>
4 -	2:44.399 (2)	0.856	65.01	15:00:37.013

<b>P23 47 Richard FAYERS</b>				
LAP	LAP TIME	DIFF	MPH	TIME OF DAY
1 -	3:00.845	14.776	59.10	14:52:22.414
2 -	2:49.201 (3)	3.132	63.16	14:55:11.615
3 -	2:46.930 (2)	0.861	64.02	14:57:58.545
4 -	<b>2:46.069 (1)</b>		<b>64.35</b>	<b>15:00:44.614</b>

<b>P24 25 Leon JONES</b>				
LAP	LAP TIME	DIFF	MPH	TIME OF DAY
1 -	2:58.155 (3)	15.470	59.99	14:52:19.724
2 -	2:48.304 (2)	5.619	63.50	14:55:08.028
3 -	<b>2:42.685 (1)</b>		<b>65.69</b>	<b>14:57:50.713</b>


<b>P25 11 Ian SLAUGHTER</b>				
LAP	LAP TIME	DIFF	MPH	TIME OF DAY
1 -	<b>3:00.233 (1)</b>		<b>59.30</b>	<b>14:52:21.802</b>

Weather / Track : Cloudy / Damp

## BMCRC-MRO Championships 2013 - Snetterton 300 Rnd 5

### Freshdrop BMZRC 250 MZ

### RACE 19 - GRID

ROW 8				30   93 Debbie PETTET		29   88 Nigel CRAGG	
ROW 7		28   81 Keith VINCENT		27   36 Joe BALDRY		26   9 Graham HAW	25   11 Ian SLAUGHTER
ROW 6	24   25 Leon JONES		23   47 Richard FAYERS		22   68 Graham GARRIQUES		21   78 Chris DOWLING
ROW 5		20   30 Malcolm HOWELL		19   29 Tim GRIGGS		18   91 Keith TERRY	17   19 Dave HIGGINS
ROW 4	16   43 Daniel BARFORD		15   14 Ian DARBY		14   77 Dan BURDETT		13   60 Jack YOUNGE
ROW 3		12   66 Mark VINCENT		11   69 Paul ROBSON		10   45 Charlotte MORTON	9   5 Garry SAMETT
ROW 2	8   58 Des DAVIES		7   15 Andy MOFFAT		6   51 Andy SMITH		5   2 Lee HARDY
ROW 1		4   28 Darren WEST		3   95 Chris ROGERS		2   76 Peter WOODALL	1   82 Mark TAYLOR
<b>Pole</b>							
							

Snetterton 300  
Circuit Length = 2.9689 miles

These results are provisional until the conclusion of any judicial and technical matters.

Clerk Of Course :		Timekeeper :	
-------------------	--	--------------	--

Results can be found at [www.tsl-timing.com](http://www.tsl-timing.com)

Printed - 15:09 Saturday, 22 June 2013



**BMCRC-MRO Championships 2013 - Snetterton 300 Rnd 5**

**Freshdrop BMZRC 250 MZ**

**RACE 19 - CLASSIFICATION**

POS	NO	NAME	ENTRY	LAPS	TIME	GAP	DIFF	MPH	BEST	ON
1	28	Darren WEST	MZ -	5	12:35.494			70.73	2:29.593	4
2	95	Chris ROGERS	MZ - CB Racing	5	12:44.037	8.543	8.543	69.94	2:29.532	2
3	82	Mark TAYLOR	MZ - Nexus Performance	5	12:49.458	13.964	5.421	69.45	2:30.119	5
4	76	Peter WOODALL	MZ - Core Projects Ltd	5	12:53.758	18.264	4.300	69.06	2:33.631	5
5	15	Andy MOFFAT	MZ - Gills Office	5	13:12.589	37.095	18.831	67.42	2:36.897	2
6	11	Ian SLAUGHTER	MZ -	5	13:17.490	41.996	4.901	67.01	2:34.873	5
7	9	Graham HAW	MZ -	5	13:19.494	44.000	2.004	66.84	2:36.295	4
8	5	Garry SAMETT	MZ - Smallmouse	5	13:19.942	44.448	0.448	66.80	2:37.288	4
9	51	Andy SMITH	MZ -	5	13:32.015	56.521	12.073	65.81	2:38.898	3
10	69	Paul ROBSON	MZ - London First Aid	5	13:33.598	58.104	1.583	65.68	2:39.785	4
11	66	Mark VINCENT	MZ - Putoline	5	13:54.189	1:18.695	20.591	64.06	2:44.140	2
12	36	Joe BALDRY	MZ - Chilton Motors	5	13:55.054	1:19.560	0.865	63.99	2:43.124	4
13	45	Charlotte MORTON	MZ - HS Racing	5	14:05.359	1:29.865	10.305	63.21	2:47.253	4
14	77	Dan BURDETT	MZ - DBR	5	14:18.052	1:42.558	12.693	62.28	2:48.879	4
15	60	Jack YOUNGE	MZ -	5	14:21.018	1:45.524	2.966	62.06	2:49.700	5
16	2	Lee HARDY	MZ - Amy & Eric	5	14:30.759	1:55.265	9.741	61.37	2:37.672	4
17	19	Dave HIGGINS	MZ -	5	14:32.092	1:56.598	1.333	61.27	2:50.817	5
18	88	Nigel CRAGG	MZ - Newvic Property	5	14:32.721	1:57.227	0.629	61.23	2:50.388	5
19	14	Ian DARBY	MZ -	5	14:37.284	2:01.790	4.563	60.91	2:52.443	5
20	43	Daniel BARFORD	MZ -	5	15:00.974	2:25.480	23.690	59.31	2:56.615	3
21	29	Tim GRIGGS	MZ -	4	12:30.087	1 Lap	1 Lap	56.99	3:04.828	4
22	30	Malcolm HOWELL	MZ -	4	13:06.478	1 Lap	36.391	54.35	3:12.344	3
23	81	Keith VINCENT	MZ -	4	14:14.271	1 Lap	1:07.793	50.04	3:26.276	3

NOT CLASSIFIED

DNF	68	Graham GARRIQUES	MZ -	3	8:13.644	2 Laps	1 Lap	64.95	2:41.247	2
DNF	25	Leon JONES	MZ -	3	8:49.642	2 Laps	35.998	60.53	2:44.659	2
DNF	91	Keith TERRY	MZ -	2	6:34.124	3 Laps	1 Lap	54.23	3:06.148	1
DNF	47	Richard FAYERS	MZ -	1	3:05.584	4 Laps	1 Lap	57.59	3:05.584	1
DNF	38	Chris PETTET	MZ -	0						
DNF	58	Des DAVIES	MZ -	0						
DNF	78	Chris DOWLING	MZ - HS Racing	0						
DNF	93	Debbie PETTET	MZ - MZ Experience	0						

FASTEST LAP

95	Chris ROGERS	MZ - CB Racing	2	2:29.532	71.47 mph	115.03 kph
----	--------------	----------------	---	----------	-----------	------------

Snetterton 300  
Circuit Length = 2.9689 miles  
Start: 18:14 Flag 18:26 End: 18:30

Weather / Track : Cloudy / Dry  
These results are provisional until the conclusion of any judicial and technical matters.

Clerk Of Course :	Timekeeper :
-------------------	--------------

Results can be found at [www.tsl-timing.com](http://www.tsl-timing.com)

Printed - 18:30 Saturday, 22 June 2013



# BMCRC-MRO Championships 2013 - Snetterton 300 Rnd 5

## Freshdrop BMZRC 250 MZ

### RACE 19 - LAP CHART

LAP 1		
NO	BEHIND	LAP TIME

28		2:36.664
95	0.725	2:37.389
76	1.079	2:37.743
15	4.348	2:41.012
82	8.769	2:45.433
2	9.283	2:45.947
9	9.422	2:46.086
5	9.620	2:46.284
69	11.550	2:48.214
25	11.850	2:48.514
51	12.645	2:49.309
11	13.276	2:49.940
68	13.360	2:50.024
66	15.586	2:52.250
45	16.165	2:52.829
36	18.703	2:55.367
60	20.569	2:57.233
77	21.277	2:57.941
19	25.683	3:02.347
88	26.285	3:02.949
14	26.973	3:03.637
47	28.920	3:05.584
91	29.484	3:06.148
43	31.235	3:07.899
29	34.938	3:11.602
30	48.845	3:25.509
81	1:01.968	3:38.632

LAP 2		
NO	BEHIND	LAP TIME

28		2:29.874
95	0.383	2:29.532
76	5.011	2:33.806
82	11.292	2:32.397
15	11.371	2:36.897
9	19.405	2:39.857
5	19.711	2:39.965
2	19.848	2:40.439
51	24.526	2:41.755
11	24.617	2:41.215
68	24.733	2:41.247
69	26.176	2:44.500
25	26.635	2:44.659
66	29.852	2:44.140
45	34.797	2:48.506
36	35.157	2:46.328
60	42.672	2:51.977
77	42.879	2:51.476
19	49.735	2:53.926
88	51.114	2:54.703
14	51.423	2:54.324
43	1:01.966	3:00.605
29	1:13.708	3:08.644
91	1:27.586	3:27.976
30	1:34.007	3:15.036
81	2:04.719	3:32.625

LAP 3		
NO	BEHIND	LAP TIME

28		2:29.595
95	0.825	2:30.037

76	10.075	2:34.659
82	12.022	2:30.325
15	19.403	2:37.627
2	28.647	2:38.394
5	28.936	2:38.820
9	30.022	2:40.212
11	30.607	2:35.585
51	33.829	2:38.898
69	36.996	2:40.415
68	37.511	2:42.373
66	45.057	2:44.800
36	51.514	2:45.952
45	53.267	2:48.065
77	1:02.711	2:49.427
60	1:04.485	2:51.408
19	1:13.289	2:53.149
25	1:13.509	3:16.469
88	1:14.133	2:52.614
14	1:15.742	2:53.914
43	1:28.986	2:56.615
29	1:49.126	3:05.013
30	2:16.756	3:12.344

LAP 4		
NO	BEHIND	LAP TIME

28		2:29.593
95	2.768	2:31.536
82	13.613	2:31.184
76	14.401	2:33.919
15	28.568	2:38.758
81	1 Lap	3:26.276
5	36.631	2:37.288
9	36.724	2:36.295
2	36.726	2:37.672
11	36.891	2:35.877
51	43.399	2:39.163
69	47.188	2:39.785
66	1:01.422	2:45.958
36	1:05.045	2:43.124
45	1:10.927	2:47.253
77	1:21.997	2:48.879
60	1:25.592	2:50.700
19	1:35.549	2:51.853
88	1:36.607	2:52.067
14	1:39.115	2:52.966
43	1:57.011	2:57.618
29	2:24.361	3:04.828

LAP 5		
NO	BEHIND	LAP TIME

28		2:29.768
95	8.543	2:35.543
82	13.964	2:30.119
76	18.264	2:33.631
30	1 Lap	3:13.589
15	37.095	2:38.295
11	41.996	2:34.873
9	44.000	2:37.044
5	44.448	2:37.585
51	56.521	2:42.890
69	58.104	2:40.684
66	1:18.695	2:47.041
36	1:19.560	2:44.283
45	1:29.865	2:48.706

81	1 Lap	3:36.738
77	1:42.558	2:50.329
60	1:45.524	2:49.700
2	1:55.265	3:48.307
19	1:56.598	2:50.817
88	1:57.227	2:50.388
14	2:01.790	2:52.443
43	2:25.480	2:58.237

Weather / Track : Cloudy / Dry

Results can be found at [www.tsl-timing.com](http://www.tsl-timing.com)

Snetterton 300  
Circuit Length = 2.9689 miles  
Start: 18:14 Flag 18:26 End: 18:30

Printed - 18:32 Saturday, 22 June 2013

# BMCRC-MRO Championships 2013 - Snetterton 300 Rnd 5

## Freshdrop BMZRC 250 MZ

### RACE 19 - LAP ANALYSIS

DIFF = Difference To Personal Best Lap

P1 28 Darren WEST				
LAP	LAP TIME	DIFF	MPH	TIME OF DAY
1 -	2:36.664	7.071	68.22	18:16:55.038
2 -	2:29.874	0.281	71.31	18:19:24.912
3 -	2:29.595 (2)	0.002	71.44	18:21:54.507
4 -	<b>2:29.593 (1)</b>		<b>71.44</b>	<b>18:24:24.100</b>
5 -	2:29.768 (3)	0.175	71.36	18:26:53.868

P2 95 Chris ROGERS				
LAP	LAP TIME	DIFF	MPH	TIME OF DAY
1 -	2:37.389	7.857	67.90	18:16:55.763
2 -	<b>2:29.532 (1)</b>		<b>71.47</b>	<b>18:19:25.295</b>
3 -	2:30.037 (2)	0.505	71.23	18:21:55.332
4 -	2:31.536 (3)	2.004	70.53	18:24:26.868
5 -	2:35.543	6.011	68.71	18:27:02.411

P3 82 Mark TAYLOR				
LAP	LAP TIME	DIFF	MPH	TIME OF DAY
1 -	2:45.433	15.314	64.60	18:17:03.807
2 -	2:32.397	2.278	70.13	18:19:36.204
3 -	2:30.325 (2)	0.206	71.09	18:22:06.529
4 -	2:31.184 (3)	1.065	70.69	18:24:37.713
5 -	<b>2:30.119 (1)</b>		<b>71.19</b>	<b>18:27:07.832</b>

P4 76 Peter WOODALL				
LAP	LAP TIME	DIFF	MPH	TIME OF DAY
1 -	2:37.743	4.112	67.75	18:16:56.117
2 -	2:33.806 (2)	0.175	69.49	18:19:29.923
3 -	2:34.659	1.028	69.10	18:22:04.582
4 -	2:33.919 (3)	0.288	69.43	18:24:38.501
5 -	<b>2:33.631 (1)</b>		<b>69.56</b>	<b>18:27:12.132</b>

P5 15 Andy MOFFAT				
LAP	LAP TIME	DIFF	MPH	TIME OF DAY
1 -	2:41.012	4.115	66.38	18:16:59.386
2 -	<b>2:36.897 (1)</b>		<b>68.12</b>	<b>18:19:36.283</b>
3 -	2:37.627 (2)	0.730	67.80	18:22:13.910
4 -	2:38.758	1.861	67.32	18:24:52.668
5 -	2:38.295 (3)	1.398	67.52	18:27:30.963

P6 11 Ian SLAUGHTER				
LAP	LAP TIME	DIFF	MPH	TIME OF DAY
1 -	2:49.940	15.067	62.89	18:17:08.314
2 -	2:41.215	6.342	66.29	18:19:49.529
3 -	2:35.585 (2)	0.712	68.69	18:22:25.114
4 -	2:35.877 (3)	1.004	68.56	18:25:00.991
5 -	<b>2:34.873 (1)</b>		<b>69.01</b>	<b>18:27:35.864</b>

P7 9 Graham HAW				
LAP	LAP TIME	DIFF	MPH	TIME OF DAY
1 -	2:46.086	9.791	64.35	18:17:04.460
2 -	2:39.857 (3)	3.562	66.86	18:19:44.317
3 -	2:40.212	3.917	66.71	18:22:24.529
4 -	<b>2:36.295 (1)</b>		<b>68.38</b>	<b>18:25:00.824</b>
5 -	2:37.044 (2)	0.749	68.05	18:27:37.868

DIFF = Difference To Personal Best Lap

P8 5 Garry SAMETT				
LAP	LAP TIME	DIFF	MPH	TIME OF DAY
1 -	2:46.284	8.996	64.27	18:17:04.658
2 -	2:39.965	2.677	66.81	18:19:44.623
3 -	2:38.820 (3)	1.532	67.29	18:22:23.443
4 -	<b>2:37.288 (1)</b>		<b>67.95</b>	<b>18:25:00.731</b>
5 -	2:37.585 (2)	0.297	67.82	18:27:38.316

P9 51 Andy SMITH				
LAP	LAP TIME	DIFF	MPH	TIME OF DAY
1 -	2:49.309	10.411	63.12	18:17:07.683
2 -	2:41.755 (3)	2.857	66.07	18:19:49.438
3 -	<b>2:38.898 (1)</b>		<b>67.26</b>	<b>18:22:28.336</b>
4 -	2:39.163 (2)	0.265	67.15	18:25:07.499
5 -	2:42.890	3.992	65.61	18:27:50.389

P10 69 Paul ROBSON				
LAP	LAP TIME	DIFF	MPH	TIME OF DAY
1 -	2:48.214	8.429	63.53	18:17:06.588
2 -	2:44.500	4.715	64.97	18:19:51.088
3 -	2:40.415 (2)	0.630	66.62	18:22:31.503
4 -	<b>2:39.785 (1)</b>		<b>66.89</b>	<b>18:25:11.288</b>
5 -	2:40.684 (3)	0.899	66.51	18:27:51.972

P11 66 Mark VINCENT				
LAP	LAP TIME	DIFF	MPH	TIME OF DAY
1 -	2:52.250	8.110	62.04	18:17:10.624
2 -	<b>2:44.140 (1)</b>		<b>65.11</b>	<b>18:19:54.764</b>
3 -	2:44.800 (2)	0.660	64.85	18:22:39.564
4 -	2:45.958 (3)	1.818	64.40	18:25:25.522
5 -	2:47.041	2.901	63.98	18:28:12.563

P12 36 Joe BALDRY				
LAP	LAP TIME	DIFF	MPH	TIME OF DAY
1 -	2:55.367	12.243	60.94	18:17:13.741
2 -	2:46.328	3.204	64.25	18:20:00.069
3 -	2:45.952 (3)	2.828	64.40	18:22:46.021
4 -	<b>2:43.124 (1)</b>		<b>65.52</b>	<b>18:25:29.145</b>
5 -	2:44.283 (2)	1.159	65.05	18:28:13.428

P13 45 Charlotte MORTON				
LAP	LAP TIME	DIFF	MPH	TIME OF DAY
1 -	2:52.829	5.576	61.84	18:17:11.203
2 -	2:48.506 (3)	1.253	63.42	18:19:59.709
3 -	2:48.065 (2)	0.812	63.59	18:22:47.774
4 -	<b>2:47.253 (1)</b>		<b>63.90</b>	<b>18:25:35.027</b>
5 -	2:48.706	1.453	63.35	18:28:23.733

P14 77 Dan BURDETT				
LAP	LAP TIME	DIFF	MPH	TIME OF DAY
1 -	2:57.941	9.062	60.06	18:17:16.315
2 -	2:51.476	2.597	62.32	18:20:07.791
3 -	2:49.427 (2)	0.548	63.08	18:22:57.218
4 -	<b>2:48.879 (1)</b>		<b>63.28</b>	<b>18:25:46.097</b>
5 -	2:50.329 (3)	1.450	62.74	18:28:36.426

Weather / Track : Cloudy / Dry

Snetterton 300  
Circuit Length = 2.9689 miles  
Start: 18:14 Flag 18:26 End: 18:30

# BMCRC-MRO Championships 2013 - Snetterton 300 Rnd 5

## Freshdrop BMZRC 250 MZ

### RACE 19 - LAP ANALYSIS

DIFF = Difference To Personal Best Lap

<b>P15 60 Jack YOUNGE</b>				
LAP	LAP TIME	DIFF	MPH	TIME OF DAY
1 -	2:57.233	7.533	60.30	18:17:15.607
2 -	2:51.977	2.277	62.14	18:20:07.584
3 -	2:51.408 (3)	1.708	62.35	18:22:58.992
4 -	2:50.700 (2)	1.000	62.61	18:25:49.692
5 -	<b>2:49.700 (1)</b>		<b>62.98</b>	<b>18:28:39.392</b>

<b>P16 2 Lee HARDY</b>				
LAP	LAP TIME	DIFF	MPH	TIME OF DAY
1 -	2:45.947	8.275	64.40	18:17:04.321
2 -	2:40.439 (3)	2.767	66.61	18:19:44.760
3 -	2:38.394 (2)	0.722	67.47	18:22:23.154
4 -	<b>2:37.672 (1)</b>		<b>67.78</b>	<b>18:25:00.826</b>
5 -	3:48.307	1:10.635	46.81	18:28:49.133

<b>P17 19 Dave HIGGINS</b>				
LAP	LAP TIME	DIFF	MPH	TIME OF DAY
1 -	3:02.347	11.530	58.61	18:17:20.721
2 -	2:53.926	3.109	61.45	18:20:14.647
3 -	2:53.149 (3)	2.332	61.72	18:23:07.796
4 -	2:51.853 (2)	1.036	62.19	18:25:59.649
5 -	<b>2:50.817 (1)</b>		<b>62.57</b>	<b>18:28:50.466</b>

<b>P18 88 Nigel CRAGG</b>				
LAP	LAP TIME	DIFF	MPH	TIME OF DAY
1 -	3:02.949	12.561	58.42	18:17:21.323
2 -	2:54.703	4.315	61.17	18:20:16.026
3 -	2:52.614 (3)	2.226	61.91	18:23:08.640
4 -	2:52.067 (2)	1.679	62.11	18:26:00.707
5 -	<b>2:50.388 (1)</b>		<b>62.72</b>	<b>18:28:51.095</b>

<b>P19 14 Ian DARBY</b>				
LAP	LAP TIME	DIFF	MPH	TIME OF DAY
1 -	3:03.637	11.194	58.20	18:17:22.011
2 -	2:54.324	1.881	61.31	18:20:16.335
3 -	2:53.914 (3)	1.471	61.45	18:23:10.249
4 -	2:52.966 (2)	0.523	61.79	18:26:03.215
5 -	<b>2:52.443 (1)</b>		<b>61.98</b>	<b>18:28:55.658</b>

<b>P20 43 Daniel BARFORD</b>				
LAP	LAP TIME	DIFF	MPH	TIME OF DAY
1 -	3:07.899	11.284	56.88	18:17:26.273
2 -	3:00.605	3.990	59.17	18:20:26.878
3 -	<b>2:56.615 (1)</b>		<b>60.51</b>	<b>18:23:23.493</b>
4 -	2:57.618 (2)	1.003	60.17	18:26:21.111
5 -	2:58.237 (3)	1.622	59.96	18:29:19.348

<b>P21 29 Tim GRIGGS</b>				
LAP	LAP TIME	DIFF	MPH	TIME OF DAY
1 -	3:11.602	6.774	55.78	18:17:29.976
2 -	3:08.644 (3)	3.816	56.65	18:20:38.620
3 -	3:05.013 (2)	0.185	57.76	18:23:43.633
4 -	<b>3:04.828 (1)</b>		<b>57.82</b>	<b>18:26:48.461</b>

<b>P22 30 Malcolm HOWELL</b>				
LAP	LAP TIME	DIFF	MPH	TIME OF DAY

DIFF = Difference To Personal Best Lap

1 -	3:25.509	13.165	52.00	18:17:43.883
2 -	3:15.036 (3)	2.692	54.80	18:20:58.919
3 -	<b>3:12.344 (1)</b>		<b>55.56</b>	<b>18:24:11.263</b>
4 -	3:13.589 (2)	1.245	55.21	18:27:24.852

<b>P23 81 Keith VINCENT</b>				
LAP	LAP TIME	DIFF	MPH	TIME OF DAY
1 -	3:38.632	12.356	48.88	18:17:57.006
2 -	3:32.625 (2)	6.349	50.26	18:21:29.631
3 -	<b>3:26.276 (1)</b>		<b>51.81</b>	<b>18:24:55.907</b>
4 -	3:36.738 (3)	10.462	49.31	18:28:32.645

<b>P24 68 Graham GARRIQUES</b>				
LAP	LAP TIME	DIFF	MPH	TIME OF DAY
1 -	2:50.024 (3)	8.777	62.86	18:17:08.398
2 -	<b>2:41.247 (1)</b>		<b>66.28</b>	<b>18:19:49.645</b>
3 -	2:42.373 (2)	1.126	65.82	18:22:32.018

<b>P25 25 Leon JONES</b>				
LAP	LAP TIME	DIFF	MPH	TIME OF DAY
1 -	2:48.514 (2)	3.855	63.42	18:17:06.888
2 -	<b>2:44.659 (1)</b>		<b>64.91</b>	<b>18:19:51.547</b>
3 -	3:16.469 (3)	31.810	54.40	18:23:08.016

<b>P26 91 Keith TERRY</b>				
LAP	LAP TIME	DIFF	MPH	TIME OF DAY
1 -	<b>3:06.148 (1)</b>		<b>57.41</b>	<b>18:17:24.522</b>
2 -	3:27.976 (2)	21.827	51.39	18:20:52.498

<b>P27 47 Richard FAYERS</b>				
LAP	LAP TIME	DIFF	MPH	TIME OF DAY
1 -	<b>3:05.584 (1)</b>		<b>57.59</b>	<b>18:17:23.958</b>

Weather / Track : Cloudy / Dry

## BMCRC-MRO Championships 2013 - Snetterton 300 Rnd 5

### Freshdrop BMZRC 250 MZ

### RACE 10 - GRID

ROW 8	31	93 Debbie PETTET	30	78 Chris DOWLING	29	58 Des DAVIES		
ROW 7	28	38 Chris PETTET	27	47 Richard FAYERS	26	91 Keith TERRY	25	25 Leon JONES
ROW 6	24	68 Graham GARRIQUES	23	81 Keith VINCENT	22	30 Malcolm HOWELL	21	29 Tim GRIGGS
ROW 5	20	43 Daniel BARFORD	19	14 Ian DARBY	18	88 Nigel CRAGG	17	19 Dave HIGGINS
ROW 4	16	2 Lee HARDY	15	60 Jack YOUNGE	14	77 Dan BURDETT	13	45 Charlotte MORTON
ROW 3	12	36 Joe BALDRY	11	66 Mark VINCENT	10	69 Paul ROBSON	9	51 Andy SMITH
ROW 2	8	5 Garry SAMETT	7	9 Graham HAW	6	11 Ian SLAUGHTER	5	15 Andy MOFFAT
ROW 1	4	76 Peter WOODALL	3	82 Mark TAYLOR	2	95 Chris ROGERS	1	28 Darren WEST
								<b>Pole</b>

Snetterton 300  
Circuit Length = 2.9689 miles

These results are provisional until the conclusion of any judicial and technical matters.

Clerk Of Course :	Timekeeper :
-------------------	--------------

Results can be found at [www.tsl-timing.com](http://www.tsl-timing.com)

Printed - 18:34 Saturday, 22 June 2013



## BMCRC-MRO Championships 2013 - Snetterton 300 Rnd 5

### Freshdrop BMZRC 250 MZ

### RACE 1 - SNETTERTON MARCH ROUND - CLASSIFICATION

POS	NO	NAME	ENTRY	LAPS	TIME	GAP	DIFF	MPH	BEST	ON
1	95	Chris ROGERS	MZ - CB Racing	5	13:30.690			65.91	2:39.962	5
2	82	Mark TAYLOR	MZ - Nexus Performance	5	13:30.791	0.101	0.101	65.91	2:40.317	3
3	76	Peter WOODALL	MZ - Core Projects Ltd	5	13:50.876	20.186	20.085	64.31	2:42.547	4
4	78	Chris DOWLING	MZ - HS Racing	5	13:51.939	21.249	1.063	64.23	2:43.184	5
5	45	Charlotte MORTON	MZ - HS Racing	5	14:01.274	30.584	9.335	63.52	2:45.905	2
6	28	Darren WEST	MZ -	5	14:25.317	54.627	24.043	61.75	2:47.833	3
7	68	Graham GARRIQUES	MZ -	5	14:25.600	54.910	0.283	61.73	2:47.480	5
8	25	Leon JONES	MZ -	5	14:27.430	56.740	1.830	61.60	2:48.000	5
9	5	Garry SAMETT	MZ - Smallmouse	5	14:37.221	1:06.531	9.791	60.92	2:50.863	4
10	36	Joe BALDRY	MZ - Chilton Motors	5	14:38.204	1:07.514	0.983	60.85	2:52.349	4
11	2	Lee HARDY	MZ - Amy & Eric	5	14:50.648	1:19.958	12.444	60.00	2:53.040	2
12	60	Jack YOUNGE	MZ -	5	15:10.624	1:39.934	19.976	58.68	2:57.515	4
13	47	Richard FAYERS	MZ -	5	15:20.120	1:49.430	9.496	58.07	2:59.696	2
14	43	Daniel BARFORD	MZ -	5	15:24.025	1:53.335	3.905	57.83	3:00.347	4
15	77	Dan BURDETT	MZ - DBR	5	15:45.957	2:15.267	21.932	56.49	3:05.153	5
16	14	Ian DARBY	MZ -	5	15:45.960	2:15.270	0.003	56.49	3:00.704	5
17	66	Mark VINCENT	MZ - Putoline	5	16:02.816	2:32.126	16.856	55.50	2:59.872	4
18	61	Paul YOUNGE	MZ -	5	16:22.368	2:51.678	19.552	54.39	3:06.372	5
19	19	Dave HIGGINS	MZ -	5	16:28.621	2:57.931	6.253	54.05	3:13.528	5
20	91	Keith TERRY	MZ -	5	16:43.833	3:13.143	15.212	53.23	3:16.125	4
21	30	Malcolm HOWELL	MZ -	4	14:02.515	1 Lap	1 Lap	50.74	3:23.904	3

#### NOT CLASSIFIED

DNF	69	Paul ROBSON	MZ - London First Aid	4	11:52.954	1 Lap		59.96	2:53.782	3
DNF	9	Graham HAW	MZ -	3	8:52.568	2 Laps	1 Lap	60.20	2:52.684	3
DNF	58	Des DAVIES	MZ -	3	9:12.331	2 Laps	19.763	58.05	2:57.315	3
DNF	38	Chris PETTET	MZ -	2	6:13.835	3 Laps	1 Lap	57.18	3:04.199	2
DNF	88	Nigel CRAGG	MZ - Newvic Property	2	6:13.971	3 Laps	0.136	57.15	3:02.939	2
DNF	11	Ian SLAUGHTER	MZ -	1	3:09.905	4 Laps	1 Lap	56.28	3:09.905	1
DNF	81	Keith VINCENT	MZ -	0						

#### FASTEST LAP

95	Chris ROGERS	MZ - CB Racing	5	2:39.962	66.81 mph	107.53 kph
----	--------------	----------------	---	----------	-----------	------------

Weather / Track : Cloudy / Wet

These results are provisional until the conclusion of any judicial and technical matters.

Snetterton 300

Circuit Length = 2.9689 miles

Start: 10:33 Flag 10:46 End: 10:50

Clerk Of Course :	Timekeeper :
-------------------	--------------

Results can be found at [www.tsl-timing.com](http://www.tsl-timing.com)

Printed - 10:51 Sunday, 23 June 2013





# BMCRC-MRO Championships 2013 - Snetterton 300 Rnd 5

## Freshdrop BMZRC 250 MZ

### RACE 1 - SNETTERTON MARCH ROUND - LAP CHART

LAP 1		
NO	BEHIND	LAP TIME

82		2:49.243
95	0.129	2:49.372
78	4.353	2:53.596
45	4.468	2:53.711
76	6.681	2:55.924
5	12.023	3:01.266
28	12.158	3:01.401
25	14.793	3:04.036
36	15.162	3:04.405
9	15.915	3:05.158
2	17.476	3:06.719
68	18.571	3:07.814
69	18.759	3:08.002
38	20.393	3:09.636
11	20.662	3:09.905
88	21.789	3:11.032
43	22.292	3:11.535
60	24.018	3:13.261
47	25.319	3:14.562
66	26.775	3:16.018
58	27.277	3:16.520
77	29.690	3:18.933
19	38.146	3:27.389
14	38.343	3:27.586
61	39.615	3:28.858
91	40.947	3:30.190
30	56.048	3:45.291

LAP 2		
NO	BEHIND	LAP TIME

95		2:40.069
82	0.188	2:40.386
78	9.108	2:44.953
76	9.873	2:43.390
45	10.175	2:45.905
28	22.309	2:50.349
5	25.282	2:53.457
25	28.029	2:53.434
36	30.117	2:55.153
2	30.318	2:53.040
68	30.436	2:52.063
9	30.443	2:54.726
69	35.384	2:56.823
38	44.394	3:04.199
88	44.530	3:02.939
47	44.817	2:59.696
58	45.575	2:58.496
43	45.595	3:03.501
60	45.715	3:01.895
77	56.594	3:07.102
14	1:07.321	3:09.176
19	1:15.509	3:17.561
61	1:16.149	3:16.732
91	1:19.305	3:18.556
66	1:27.279	3:40.702
30	1:44.280	3:28.430

LAP 3		
NO	BEHIND	LAP TIME

95		2:40.413
82	0.092	2:40.317

76	13.932	2:44.472	14	2:15.255	3:00.704
78	14.121	2:45.426	77	2:15.267	3:05.153
45	16.723	2:46.961	66	2:32.126	3:04.787
28	29.729	2:47.833	61	2:51.678	3:06.372
5	37.946	2:53.077	19	2:57.931	3:13.528
68	39.345	2:49.322	91	3:13.143	3:22.004
25	39.498	2:51.882			
9	42.714	2:52.684			
36	42.808	2:53.104			
2	45.056	2:55.151			
69	48.753	2:53.782			
58	1:02.477	2:57.315			
60	1:04.509	2:59.207			
47	1:06.975	3:02.571			
43	1:13.428	3:08.246			
77	1:23.206	3:07.025			
14	1:32.763	3:05.855			
66	1:48.303	3:01.437			
19	1:49.642	3:14.546			
61	1:50.412	3:14.676			
91	1:55.850	3:16.958			
30	2:27.771	3:23.904			

LAP 4		
NO	BEHIND	LAP TIME

82		2:40.342
95	0.440	2:40.874
76	16.045	2:42.547
78	18.467	2:44.780
45	24.208	2:47.919
28	47.156	2:57.861
68	47.832	2:48.921
5	48.375	2:50.863
25	49.142	2:50.078
36	54.723	2:52.349
2	58.709	2:54.087
69	1:02.666	2:54.347
60	1:21.590	2:57.515
47	1:29.124	3:02.583
43	1:33.341	3:00.347
77	1:50.516	3:07.744
14	1:54.953	3:02.624
66	2:07.741	2:59.872
19	2:24.805	3:15.597
61	2:25.708	3:15.730
91	2:31.541	3:16.125

LAP 5		
NO	BEHIND	LAP TIME

95		2:39.962
82	0.101	2:40.503
76	20.186	2:44.543
78	21.249	2:43.184
45	30.584	2:46.778
30	1 Lap	3:24.890
28	54.627	2:47.873
68	54.910	2:47.480
25	56.740	2:48.000
5	1:06.531	2:58.558
36	1:07.514	2:53.193
2	1:19.958	3:01.651
60	1:39.934	2:58.746
47	1:49.430	3:00.708
43	1:53.335	3:00.396

Weather / Track : Cloudy / Wet

Results can be found at [www.tsl-timing.com](http://www.tsl-timing.com)

Snetterton 300  
Circuit Length = 2.9689 miles  
Start: 10:33 Flag 10:46 End: 10:50

Printed - 10:52 Sunday, 23 June 2013

# BMCRC-MRO Championships 2013 - Snetterton 300 Rnd 5

## Freshdrop BMZRC 250 MZ

### RACE 1 - SNETTERTON MARCH ROUND - LAP ANALYSIS

DIFF = Difference To Personal Best Lap

P1 95 Chris ROGERS				
LAP	LAP TIME	DIFF	MPH	TIME OF DAY
1 -	2:49.372	9.410	63.10	10:35:49.493
2 -	2:40.069 (2)	0.107	66.77	10:38:29.562
3 -	2:40.413 (3)	0.451	66.62	10:41:09.975
4 -	2:40.874	0.912	66.43	10:43:50.849
5 -	<b>2:39.962 (1)</b>		<b>66.81</b>	<b>10:46:30.811</b>

P2 82 Mark TAYLOR				
LAP	LAP TIME	DIFF	MPH	TIME OF DAY
1 -	2:49.243	8.926	63.15	10:35:49.364
2 -	2:40.386 (3)	0.069	66.63	10:38:29.750
3 -	<b>2:40.317 (1)</b>		<b>66.66</b>	<b>10:41:10.067</b>
4 -	2:40.342 (2)	0.025	66.65	10:43:50.409
5 -	2:40.503	0.186	66.59	10:46:30.912

P3 76 Peter WOODALL				
LAP	LAP TIME	DIFF	MPH	TIME OF DAY
1 -	2:55.924	13.377	60.75	10:35:56.045
2 -	2:43.390 (2)	0.843	65.41	10:38:39.435
3 -	2:44.472 (3)	1.925	64.98	10:41:23.907
4 -	<b>2:42.547 (1)</b>		<b>65.75</b>	<b>10:44:06.454</b>
5 -	2:44.543	1.996	64.95	10:46:50.997

P4 78 Chris DOWLING				
LAP	LAP TIME	DIFF	MPH	TIME OF DAY
1 -	2:53.596	10.412	61.56	10:35:53.717
2 -	2:44.953 (3)	1.769	64.79	10:38:38.670
3 -	2:45.426	2.242	64.60	10:41:24.096
4 -	2:44.780 (2)	1.596	64.86	10:44:08.876
5 -	<b>2:43.184 (1)</b>		<b>65.49</b>	<b>10:46:52.060</b>

P5 45 Charlotte MORTON				
LAP	LAP TIME	DIFF	MPH	TIME OF DAY
1 -	2:53.711	7.806	61.52	10:35:53.832
2 -	<b>2:45.905 (1)</b>		<b>64.42</b>	<b>10:38:39.737</b>
3 -	2:46.961 (3)	1.056	64.01	10:41:26.698
4 -	2:47.919	2.014	63.65	10:44:14.617
5 -	2:46.778 (2)	0.873	64.08	10:47:01.395

P6 28 Darren WEST				
LAP	LAP TIME	DIFF	MPH	TIME OF DAY
1 -	3:01.401	13.568	58.91	10:36:01.522
2 -	2:50.349 (3)	2.516	62.74	10:38:51.871
3 -	<b>2:47.833 (1)</b>		<b>63.68</b>	<b>10:41:39.704</b>
4 -	2:57.861	10.028	60.09	10:44:37.565
5 -	2:47.873 (2)	0.040	63.66	10:47:25.438

P7 68 Graham GARRIQUES				
LAP	LAP TIME	DIFF	MPH	TIME OF DAY
1 -	3:07.814	20.334	56.90	10:36:07.935
2 -	2:52.063	4.583	62.11	10:38:59.998
3 -	2:49.322 (3)	1.842	63.12	10:41:49.320
4 -	2:48.921 (2)	1.441	63.27	10:44:38.241
5 -	<b>2:47.480 (1)</b>		<b>63.81</b>	<b>10:47:25.721</b>

DIFF = Difference To Personal Best Lap

P8 25 Leon JONES				
LAP	LAP TIME	DIFF	MPH	TIME OF DAY
1 -	3:04.036	16.036	58.07	10:36:04.157
2 -	2:53.434	5.434	61.62	10:38:57.591
3 -	2:51.882 (3)	3.882	62.18	10:41:49.473
4 -	2:50.078 (2)	2.078	62.84	10:44:39.551
5 -	<b>2:48.000 (1)</b>		<b>63.61</b>	<b>10:47:27.551</b>

P9 5 Garry SAMETT				
LAP	LAP TIME	DIFF	MPH	TIME OF DAY
1 -	3:01.266	10.403	58.96	10:36:01.387
2 -	2:53.457 (3)	2.594	61.61	10:38:54.844
3 -	2:53.077 (2)	2.214	61.75	10:41:47.921
4 -	<b>2:50.863 (1)</b>		<b>62.55</b>	<b>10:44:38.784</b>
5 -	2:58.558	7.695	59.85	10:47:37.342

P10 36 Joe BALDRY				
LAP	LAP TIME	DIFF	MPH	TIME OF DAY
1 -	3:04.405	12.056	57.95	10:36:04.526
2 -	2:55.153	2.804	61.02	10:38:59.679
3 -	2:53.104 (2)	0.755	61.74	10:41:52.783
4 -	<b>2:52.349 (1)</b>		<b>62.01</b>	<b>10:44:45.132</b>
5 -	2:53.193 (3)	0.844	61.71	10:47:38.325

P11 2 Lee HARDY				
LAP	LAP TIME	DIFF	MPH	TIME OF DAY
1 -	3:06.719	13.679	57.24	10:36:06.840
2 -	<b>2:53.040 (1)</b>		<b>61.76</b>	<b>10:38:59.880</b>
3 -	2:55.151 (3)	2.111	61.02	10:41:55.031
4 -	2:54.087 (2)	1.047	61.39	10:44:49.118
5 -	3:01.651	8.611	58.83	10:47:50.769

P12 60 Jack YOUNGE				
LAP	LAP TIME	DIFF	MPH	TIME OF DAY
1 -	3:13.261	15.746	55.30	10:36:13.382
2 -	3:01.895	4.380	58.75	10:39:15.277
3 -	2:59.207 (3)	1.692	59.64	10:42:14.484
4 -	<b>2:57.515 (1)</b>		<b>60.20</b>	<b>10:45:11.999</b>
5 -	2:58.746 (2)	1.231	59.79	10:48:10.745

P13 47 Richard FAYERS				
LAP	LAP TIME	DIFF	MPH	TIME OF DAY
1 -	3:14.562	14.866	54.93	10:36:14.683
2 -	<b>2:59.696 (1)</b>		<b>59.47</b>	<b>10:39:14.379</b>
3 -	3:02.571 (3)	2.875	58.54	10:42:16.950
4 -	3:02.583	2.887	58.53	10:45:19.533
5 -	3:00.708 (2)	1.012	59.14	10:48:20.241

P14 43 Daniel BARFORD				
LAP	LAP TIME	DIFF	MPH	TIME OF DAY
1 -	3:11.535	11.188	55.80	10:36:11.656
2 -	3:03.501 (3)	3.154	58.24	10:39:15.157
3 -	3:08.246	7.899	56.77	10:42:23.403
4 -	<b>3:00.347 (1)</b>		<b>59.26</b>	<b>10:45:23.750</b>
5 -	3:00.396 (2)	0.049	59.24	10:48:24.146

Weather / Track : Cloudy / Wet

Snetterton 300  
Circuit Length = 2.9689 miles  
Start: 10:33 Flag 10:46 End: 10:50

# BMCRC-MRO Championships 2013 - Snetterton 300 Rnd 5

## Freshdrop BMZRC 250 MZ

### RACE 1 - SNETTERTON MARCH ROUND - LAP ANALYSIS

DIFF = Difference To Personal Best Lap

<b>P15 77 Dan BURDETT</b>				
LAP	LAP TIME	DIFF	MPH	TIME OF DAY
1 -	3:18.933	13.780	53.72	10:36:19.054
2 -	3:07.102 (3)	1.949	57.12	10:39:26.156
3 -	3:07.025 (2)	1.872	57.14	10:42:33.181
4 -	3:07.744	2.591	56.92	10:45:40.925
5 -	<b>3:05.153 (1)</b>		<b>57.72</b>	<b>10:48:46.078</b>

<b>P16 14 Ian DARBY</b>				
LAP	LAP TIME	DIFF	MPH	TIME OF DAY
1 -	3:27.586	26.882	51.48	10:36:27.707
2 -	3:09.176	8.472	56.49	10:39:36.883
3 -	3:05.855 (3)	5.151	57.50	10:42:42.738
4 -	3:02.624 (2)	1.920	58.52	10:45:45.362
5 -	<b>3:00.704 (1)</b>		<b>59.14</b>	<b>10:48:46.066</b>

<b>P17 66 Mark VINCENT</b>				
LAP	LAP TIME	DIFF	MPH	TIME OF DAY
1 -	3:16.018	16.146	54.52	10:36:16.139
2 -	3:40.702	40.830	48.42	10:39:56.841
3 -	3:01.437 (2)	1.565	58.90	10:42:58.278
4 -	<b>2:59.872 (1)</b>		<b>59.42</b>	<b>10:45:58.150</b>
5 -	3:04.787 (3)	4.915	57.84	10:49:02.937

<b>P18 61 Paul YOUNGE</b>				
LAP	LAP TIME	DIFF	MPH	TIME OF DAY
1 -	3:28.858	22.486	51.17	10:36:28.979
2 -	3:16.732	10.360	54.32	10:39:45.711
3 -	3:14.676 (2)	8.304	54.90	10:43:00.387
4 -	3:15.730 (3)	9.358	54.60	10:46:16.117
5 -	<b>3:06.372 (1)</b>		<b>57.34</b>	<b>10:49:22.489</b>

<b>P19 19 Dave HIGGINS</b>				
LAP	LAP TIME	DIFF	MPH	TIME OF DAY
1 -	3:27.389	13.861	51.53	10:36:27.510
2 -	3:17.561	4.033	54.10	10:39:45.071
3 -	3:14.546 (2)	1.018	54.93	10:42:59.617
4 -	3:15.597 (3)	2.069	54.64	10:46:15.214
5 -	<b>3:13.528 (1)</b>		<b>55.22</b>	<b>10:49:28.742</b>

<b>P20 91 Keith TERRY</b>				
LAP	LAP TIME	DIFF	MPH	TIME OF DAY
1 -	3:30.190	14.065	50.84	10:36:30.311
2 -	3:18.556 (3)	2.431	53.82	10:39:48.867
3 -	3:16.958 (2)	0.833	54.26	10:43:05.825
4 -	<b>3:16.125 (1)</b>		<b>54.49</b>	<b>10:46:21.950</b>
5 -	3:22.004	5.879	52.91	10:49:43.954

<b>P21 30 Malcolm HOWELL</b>				
LAP	LAP TIME	DIFF	MPH	TIME OF DAY
1 -	3:45.291	21.387	47.44	10:36:45.412
2 -	3:28.430 (3)	4.526	51.27	10:40:13.842
3 -	<b>3:23.904 (1)</b>		<b>52.41</b>	<b>10:43:37.746</b>
4 -	3:24.890 (2)	0.986	52.16	10:47:02.636

<b>P22 69 Paul ROBSON</b>				
LAP	LAP TIME	DIFF	MPH	TIME OF DAY

DIFF = Difference To Personal Best Lap

1 -	3:08.002	14.220	56.85	10:36:08.123
2 -	2:56.823 (3)	3.041	60.44	10:39:04.946
3 -	<b>2:53.782 (1)</b>		<b>61.50</b>	<b>10:41:58.728</b>
4 -	2:54.347 (2)	0.565	61.30	10:44:53.075

<b>P23 9 Graham HAW</b>				
LAP	LAP TIME	DIFF	MPH	TIME OF DAY
1 -	3:05.158 (3)	12.474	57.72	10:36:05.279
2 -	2:54.726 (2)	2.042	61.17	10:39:00.005
3 -	<b>2:52.684 (1)</b>		<b>61.89</b>	<b>10:41:52.689</b>

<b>P24 58 Des DAVIES</b>				
LAP	LAP TIME	DIFF	MPH	TIME OF DAY
1 -	3:16.520 (3)	19.205	54.38	10:36:16.641
2 -	2:58.496 (2)	1.181	59.87	10:39:15.137
3 -	<b>2:57.315 (1)</b>		<b>60.27</b>	<b>10:42:12.452</b>

<b>P25 38 Chris PETTET</b>				
LAP	LAP TIME	DIFF	MPH	TIME OF DAY
1 -	3:09.636 (2)	5.437	56.36	10:36:09.757
2 -	<b>3:04.199 (1)</b>		<b>58.02</b>	<b>10:39:13.956</b>

<b>P26 88 Nigel CRAGG</b>				
LAP	LAP TIME	DIFF	MPH	TIME OF DAY
1 -	3:11.032 (2)	8.093	55.94	10:36:11.153
2 -	<b>3:02.939 (1)</b>		<b>58.42</b>	<b>10:39:14.092</b>

<b>P27 11 Ian SLAUGHTER</b>				
LAP	LAP TIME	DIFF	MPH	TIME OF DAY
1 -	<b>3:09.905 (1)</b>		<b>56.28</b>	<b>10:36:10.026</b>

Weather / Track : Cloudy / Wet

Snetterton 300  
Circuit Length = 2.9689 miles  
Start: 10:33 Flag 10:46 End: 10:50

**BMCRC-MRO Championships 2013 - Snetterton 300 Rnd 5**

**Freshdrop BMZRC 250 MZ**

**RACE 10 - CLASSIFICATION**

POS	NO	NAME	ENTRY	LAPS	TIME	GAP	DIFF	MPH	BEST	ON
1	82	Mark TAYLOR	MZ - Nexus Performance	5	13:14.797			67.23	<b>2:30.413</b>	5
2	95	Chris ROGERS	MZ - CB Racing	5	13:15.098	<b>0.301</b>	0.301	67.21	<b>2:30.433</b>	5
3	28	Darren WEST	MZ -	5	13:33.256	<b>18.459</b>	18.158	65.71	<b>2:34.616</b>	5
4	76	Peter WOODALL	MZ - Core Projects Ltd	5	13:36.706	<b>21.909</b>	3.450	65.43	<b>2:35.003</b>	5
5	11	Ian SLAUGHTER	MZ -	5	13:37.689	<b>22.892</b>	0.983	65.35	<b>2:35.543</b>	5
6	68	Graham GARRIQUES	MZ -	5	13:58.934	<b>44.137</b>	21.245	63.70	<b>2:41.679</b>	5
7	25	Leon JONES	MZ -	5	14:11.662	<b>56.865</b>	12.728	62.74	<b>2:44.144</b>	5
8	58	Des DAVIES	MZ -	5	14:20.585	<b>1:05.788</b>	8.923	62.09	<b>2:40.333</b>	4
9	9	Graham HAW	MZ -	5	14:24.780	<b>1:09.983</b>	4.195	61.79	<b>2:40.223</b>	5
10	51	Andy SMITH	MZ -	5	14:24.829	<b>1:10.032</b>	0.049	61.79	<b>2:41.070</b>	5
11	15	Andy MOFFAT	MZ - Gills Office	5	14:24.847	<b>1:10.050</b>	0.018	61.79	<b>2:41.840</b>	4
12	2	Lee HARDY	MZ - Amy & Eric	5	14:25.477	<b>1:10.680</b>	0.630	61.74	<b>2:42.985</b>	5
13	66	Mark VINCENT	MZ - Putoline	5	14:28.638	<b>1:13.841</b>	3.161	61.52	<b>2:42.706</b>	5
14	45	Charlotte MORTON	MZ - HS Racing	5	14:29.959	<b>1:15.162</b>	1.321	61.42	<b>2:44.120</b>	5
15	69	Paul ROBSON	MZ - London First Aid	5	14:30.317	<b>1:15.520</b>	0.358	61.40	<b>2:43.372</b>	5
16	60	Jack YOUNGE	MZ -	5	14:41.215	<b>1:26.418</b>	10.898	60.64	<b>2:47.929</b>	5
17	88	Nigel CRAGG	MZ - Newvic Property	5	14:42.592	<b>1:27.795</b>	1.377	60.54	<b>2:49.647</b>	5
18	38	Chris PETTET	MZ -	5	14:47.113	<b>1:32.316</b>	4.521	60.24	<b>2:48.087</b>	5
19	47	Richard FAYERS	MZ -	5	14:47.564	<b>1:32.767</b>	0.451	60.21	<b>2:47.405</b>	5
20	77	Dan BURDETT	MZ - DBR	5	14:53.962	<b>1:39.165</b>	6.398	59.77	<b>2:52.059</b>	4
21	14	Ian DARBY	MZ -	5	15:00.165	<b>1:45.368</b>	6.203	59.36	<b>2:53.474</b>	4
22	43	Daniel BARFORD	MZ -	5	15:24.545	<b>2:09.748</b>	24.380	57.80	<b>2:57.160</b>	4
23	91	Keith TERRY	MZ -	5	15:31.922	<b>2:17.125</b>	7.377	57.34	<b>2:58.544</b>	4
24	19	Dave HIGGINS	MZ -	5	15:46.711	<b>2:31.914</b>	14.789	56.44	<b>3:00.028</b>	5
25	81	Keith VINCENT	MZ -	4	14:11.747	<b>1 Lap</b>	1 Lap	50.19	<b>3:26.859</b>	3

NOT CLASSIFIED

DNF	78	Chris DOWLING	MZ - HS Racing	4	11:06.414	<b>1 Lap</b>		64.15	<b>2:36.911</b>	4
DNF	30	Malcolm HOWELL	MZ -	1	3:37.280	<b>4 Laps</b>	3 Laps	49.19	<b>3:37.280</b>	1
DNF	36	Joe BALDRY	MZ - Chilton Motors	1	6:10.676	<b>4 Laps</b>	2:33.396	28.83	<b>6:10.676</b>	1
DNF	29	Tim GRIGGS	MZ -	0						
DNF	61	Paul YOUNGE	MZ -	0						

FASTEST LAP

82	Mark TAYLOR	MZ - Nexus Performance	5	2:30.413	71.05 mph	114.35 kph
----	-------------	------------------------	---	----------	-----------	------------

Weather / Track : Cloudy / Drying

These results are provisional until the conclusion of any judicial and technical matters.

Snetterton 300

Circuit Length = 2.9689 miles

Start: 14:01 Flag 14:14 End: 14:17

Clerk Of Course :	Timekeeper :
-------------------	--------------

Results can be found at [www.tsl-timing.com](http://www.tsl-timing.com)

Printed - 14:18 Sunday, 23 June 2013



# BMCRC-MRO Championships 2013 - Snetterton 300 Rnd 5

## Freshdrop BMZRC 250 MZ

### RACE 10 - LAP CHART

LAP 1		
NO	BEHIND	LAP TIME

82		2:49.388
95	5.711	2:55.099
28	5.987	2:55.375
76	6.921	2:56.309
11	8.397	2:57.785
68	16.734	3:06.122
78	17.628	3:07.016
25	18.516	3:07.904
51	21.680	3:11.068
9	22.475	3:11.863
45	22.585	3:11.973
15	24.078	3:13.466
69	24.333	3:13.721
66	25.727	3:15.115
2	25.955	3:15.343
88	26.821	3:16.209
60	27.382	3:16.770
58	27.676	3:17.064
14	27.797	3:17.185
77	28.067	3:17.455
47	29.170	3:18.558
43	29.794	3:19.182
38	31.928	3:21.316
91	38.127	3:27.515
19	44.845	3:34.233
30	47.892	3:37.280
81	48.329	3:37.717

LAP 2		
NO	BEHIND	LAP TIME

82		2:43.073
95	3.285	2:40.647
28	9.426	2:46.512
76	9.857	2:46.009
11	10.942	2:45.618
78	17.907	2:43.352
68	20.052	2:46.391
25	24.425	2:48.982
66	35.496	2:52.842
51	35.886	2:57.279
45	35.993	2:56.481
2	36.304	2:53.422
69	36.318	2:55.058
9	37.021	2:57.619
15	37.052	2:56.047
58	37.159	2:52.556
36	1 Lap	6:10.676
88	39.468	2:55.720
77	40.069	2:55.075
60	41.504	2:57.195
47	42.726	2:56.629
14	43.204	2:58.480
38	44.858	2:56.003
43	46.478	2:59.757
91	1:01.034	3:05.980
19	1:12.679	3:10.907
81	1:33.950	3:28.694

LAP 3		
NO	BEHIND	LAP TIME

82		2:38.479
----	--	----------

95	0.761	2:35.955
28	11.961	2:41.014
76	12.838	2:41.460
11	13.506	2:41.043
78	18.563	2:39.135
68	24.455	2:42.882
25	31.937	2:45.991
58	46.717	2:48.037
2	47.048	2:49.223
45	48.151	2:50.637
66	48.474	2:51.457
51	49.121	2:51.714
9	49.245	2:50.703
15	49.558	2:50.985
69	50.322	2:52.483
88	52.166	2:51.177
77	54.086	2:52.496
60	54.379	2:51.354
47	57.723	2:53.476
38	59.664	2:53.285
14	1:01.101	2:56.376
43	1:07.302	2:59.303
91	1:22.555	3:00.000
19	1:35.399	3:01.199
81	2:22.330	3:26.859

LAP 4		
NO	BEHIND	LAP TIME

82		2:33.444
95	0.281	2:32.964
28	14.256	2:35.739
76	17.319	2:37.925
11	17.762	2:37.700
78	22.030	2:36.911
68	32.871	2:41.860
25	43.134	2:44.641
58	53.606	2:40.333
15	57.954	2:41.840
2	58.108	2:44.504
51	59.375	2:43.698
9	1:00.173	2:44.372
45	1:01.455	2:46.748
66	1:01.548	2:46.518
69	1:02.561	2:45.683
88	1:08.561	2:49.839
60	1:08.902	2:47.967
77	1:12.701	2:52.059
38	1:14.642	2:48.422
47	1:15.775	2:51.496
14	1:21.131	2:53.474
43	1:31.018	2:57.160
91	1:47.655	2:58.544
19	2:02.299	3:00.344

LAP 5		
NO	BEHIND	LAP TIME

82		2:30.413
95	0.301	2:30.433
28	18.459	2:34.616
76	21.909	2:35.003
11	22.892	2:35.543
68	44.137	2:41.679
25	56.865	2:44.144
81	1 Lap	3:38.477

58	1:05.788	2:42.595
9	1:09.983	2:40.223
51	1:10.032	2:41.070
15	1:10.050	2:42.509
2	1:10.680	2:42.985
66	1:13.841	2:42.706
45	1:15.162	2:44.120
69	1:15.520	2:43.372
60	1:26.418	2:47.929
88	1:27.795	2:49.647
38	1:32.316	2:48.087
47	1:32.767	2:47.405
77	1:39.165	2:56.877
14	1:45.368	2:54.650
43	2:09.748	3:09.143
91	2:17.125	2:59.883
19	2:31.914	3:00.028

Weather / Track : Cloudy / Drying

Results can be found at [www.tsl-timing.com](http://www.tsl-timing.com)

Snetterton 300  
Circuit Length = 2.9689 miles  
Start: 14:01 Flag 14:14 End: 14:17

Printed - 14:21 Sunday, 23 June 2013

# BMCRC-MRO Championships 2013 - Snetterton 300 Rnd 5

## Freshdrop BMZRC 250 MZ

### RACE 10 - LAP ANALYSIS

DIFF = Difference To Personal Best Lap

P1 82 Mark TAYLOR				
LAP	LAP TIME	DIFF	MPH	TIME OF DAY
1 -	2:49.388	18.975	63.09	14:04:33.998
2 -	2:43.073	12.660	65.54	14:07:17.071
3 -	2:38.479 (3)	8.066	67.44	14:09:55.550
4 -	2:33.444 (2)	3.031	69.65	14:12:28.994
5 -	<b>2:30.413 (1)</b>		<b>71.05</b>	<b>14:14:59.407</b>

P2 95 Chris ROGERS				
LAP	LAP TIME	DIFF	MPH	TIME OF DAY
1 -	2:55.099	24.666	61.03	14:04:39.709
2 -	2:40.647	10.214	66.53	14:07:20.356
3 -	2:35.955 (3)	5.522	68.53	14:09:56.311
4 -	2:32.964 (2)	2.531	69.87	14:12:29.275
5 -	<b>2:30.433 (1)</b>		<b>71.04</b>	<b>14:14:59.708</b>

P3 28 Darren WEST				
LAP	LAP TIME	DIFF	MPH	TIME OF DAY
1 -	2:55.375	20.759	60.94	14:04:39.985
2 -	2:46.512	11.896	64.18	14:07:26.497
3 -	2:41.014 (3)	6.398	66.37	14:10:07.511
4 -	2:35.739 (2)	1.123	68.62	14:12:43.250
5 -	<b>2:34.616 (1)</b>		<b>69.12</b>	<b>14:15:17.866</b>

P4 76 Peter WOODALL				
LAP	LAP TIME	DIFF	MPH	TIME OF DAY
1 -	2:56.309	21.306	60.62	14:04:40.919
2 -	2:46.009	11.006	64.38	14:07:26.928
3 -	2:41.460 (3)	6.457	66.19	14:10:08.388
4 -	2:37.925 (2)	2.922	67.67	14:12:46.313
5 -	<b>2:35.003 (1)</b>		<b>68.95</b>	<b>14:15:21.316</b>

P5 11 Ian SLAUGHTER				
LAP	LAP TIME	DIFF	MPH	TIME OF DAY
1 -	2:57.785	22.242	60.11	14:04:42.395
2 -	2:45.618	10.075	64.53	14:07:28.013
3 -	2:41.043 (3)	5.500	66.36	14:10:09.056
4 -	2:37.700 (2)	2.157	67.77	14:12:46.756
5 -	<b>2:35.543 (1)</b>		<b>68.71</b>	<b>14:15:22.299</b>

P6 68 Graham GARRIQUES				
LAP	LAP TIME	DIFF	MPH	TIME OF DAY
1 -	3:06.122	24.443	57.42	14:04:50.732
2 -	2:46.391	4.712	64.23	14:07:37.123
3 -	2:42.882 (3)	1.203	65.61	14:10:20.005
4 -	2:41.860 (2)	0.181	66.03	14:13:01.865
5 -	<b>2:41.679 (1)</b>		<b>66.10</b>	<b>14:15:43.544</b>

P7 25 Leon JONES				
LAP	LAP TIME	DIFF	MPH	TIME OF DAY
1 -	3:07.904	23.760	56.88	14:04:52.514
2 -	2:48.982	4.838	63.24	14:07:41.496
3 -	2:45.991 (3)	1.847	64.38	14:10:27.487
4 -	2:44.641 (2)	0.497	64.91	14:13:12.128
5 -	<b>2:44.144 (1)</b>		<b>65.11</b>	<b>14:15:56.272</b>

DIFF = Difference To Personal Best Lap

P8 58 Des DAVIES				
LAP	LAP TIME	DIFF	MPH	TIME OF DAY
1 -	3:17.064	36.731	54.23	14:05:01.674
2 -	2:52.556	12.223	61.93	14:07:54.230
3 -	2:48.037 (3)	7.704	63.60	14:10:42.267
4 -	<b>2:40.333 (1)</b>		<b>66.66</b>	<b>14:13:22.600</b>
5 -	2:42.595 (2)	2.262	65.73	14:16:05.195

P9 9 Graham HAW				
LAP	LAP TIME	DIFF	MPH	TIME OF DAY
1 -	3:11.863	31.640	55.70	14:04:56.473
2 -	2:57.619	17.396	60.17	14:07:54.092
3 -	2:50.703 (3)	10.480	62.61	14:10:44.795
4 -	2:44.372 (2)	4.149	65.02	14:13:29.167
5 -	<b>2:40.223 (1)</b>		<b>66.70</b>	<b>14:16:09.390</b>

P10 51 Andy SMITH				
LAP	LAP TIME	DIFF	MPH	TIME OF DAY
1 -	3:11.068	29.998	55.93	14:04:55.678
2 -	2:57.279	16.209	60.28	14:07:52.957
3 -	2:51.714 (3)	10.644	62.24	14:10:44.671
4 -	2:43.698 (2)	2.628	65.29	14:13:28.369
5 -	<b>2:41.070 (1)</b>		<b>66.35</b>	<b>14:16:09.439</b>

P11 15 Andy MOFFAT				
LAP	LAP TIME	DIFF	MPH	TIME OF DAY
1 -	3:13.466	31.626	55.24	14:04:58.076
2 -	2:56.047	14.207	60.71	14:07:54.123
3 -	2:50.985 (3)	9.145	62.50	14:10:45.108
4 -	<b>2:41.840 (1)</b>		<b>66.04</b>	<b>14:13:26.948</b>
5 -	2:42.509 (2)	0.669	65.76	14:16:09.457

P12 2 Lee HARDY				
LAP	LAP TIME	DIFF	MPH	TIME OF DAY
1 -	3:15.343	32.358	54.71	14:04:59.953
2 -	2:53.422	10.437	61.63	14:07:53.375
3 -	2:49.223 (3)	6.238	63.15	14:10:42.598
4 -	2:44.504 (2)	1.519	64.97	14:13:27.102
5 -	<b>2:42.985 (1)</b>		<b>65.57</b>	<b>14:16:10.087</b>

P13 66 Mark VINCENT				
LAP	LAP TIME	DIFF	MPH	TIME OF DAY
1 -	3:15.115	32.409	54.77	14:04:59.725
2 -	2:52.842	10.136	61.83	14:07:52.567
3 -	2:51.457 (3)	8.751	62.33	14:10:44.024
4 -	2:46.518 (2)	3.812	64.18	14:13:30.542
5 -	<b>2:42.706 (1)</b>		<b>65.68</b>	<b>14:16:13.248</b>

P14 45 Charlotte MORTON				
LAP	LAP TIME	DIFF	MPH	TIME OF DAY
1 -	3:11.973	27.853	55.67	14:04:56.583
2 -	2:56.481	12.361	60.56	14:07:53.064
3 -	2:50.637 (3)	6.517	62.63	14:10:43.701
4 -	2:46.748 (2)	2.628	64.09	14:13:30.449
5 -	<b>2:44.120 (1)</b>		<b>65.12</b>	<b>14:16:14.569</b>

Weather / Track : Cloudy / Drying

Snetterton 300  
Circuit Length = 2.9689 miles  
Start: 14:01 Flag 14:14 End: 14:17

# BMCRC-MRO Championships 2013 - Snetterton 300 Rnd 5

## Freshdrop BMZRC 250 MZ

### RACE 10 - LAP ANALYSIS

DIFF = Difference To Personal Best Lap

<b>P15 69 Paul ROBSON</b>				
LAP	LAP TIME	DIFF	MPH	TIME OF DAY
1 -	3:13.721	30.349	55.17	14:04:58.331
2 -	2:55.058	11.686	61.05	14:07:53.389
3 -	2:52.483 (3)	9.111	61.96	14:10:45.872
4 -	2:45.683 (2)	2.311	64.50	14:13:31.555
5 -	<b>2:43.372 (1)</b>		<b>65.42</b>	<b>14:16:14.927</b>

<b>P16 60 Jack YOUNGE</b>				
LAP	LAP TIME	DIFF	MPH	TIME OF DAY
1 -	3:16.770	28.841	54.31	14:05:01.380
2 -	2:57.195	9.266	60.31	14:07:58.575
3 -	2:51.354 (3)	3.425	62.37	14:10:49.929
4 -	2:47.967 (2)	0.038	63.63	14:13:37.896
5 -	<b>2:47.929 (1)</b>		<b>63.64</b>	<b>14:16:25.825</b>

<b>P17 88 Nigel CRAGG</b>				
LAP	LAP TIME	DIFF	MPH	TIME OF DAY
1 -	3:16.209	26.562	54.47	14:05:00.819
2 -	2:55.720	6.073	60.82	14:07:56.539
3 -	2:51.177 (3)	1.530	62.43	14:10:47.716
4 -	2:49.839 (2)	0.192	62.93	14:13:37.555
5 -	<b>2:49.647 (1)</b>		<b>63.00</b>	<b>14:16:27.202</b>

<b>P18 38 Chris PETTET</b>				
LAP	LAP TIME	DIFF	MPH	TIME OF DAY
1 -	3:21.316	33.229	53.09	14:05:05.926
2 -	2:56.003	7.916	60.72	14:08:01.929
3 -	2:53.285 (3)	5.198	61.67	14:10:55.214
4 -	2:48.422 (2)	0.335	63.46	14:13:43.636
5 -	<b>2:48.087 (1)</b>		<b>63.58</b>	<b>14:16:31.723</b>

<b>P19 47 Richard FAYERS</b>				
LAP	LAP TIME	DIFF	MPH	TIME OF DAY
1 -	3:18.558	31.153	53.82	14:05:03.168
2 -	2:56.629	9.224	60.51	14:07:59.797
3 -	2:53.476 (3)	6.071	61.61	14:10:53.273
4 -	2:51.496 (2)	4.091	62.32	14:13:44.769
5 -	<b>2:47.405 (1)</b>		<b>63.84</b>	<b>14:16:32.174</b>

<b>P20 77 Dan BURDETT</b>				
LAP	LAP TIME	DIFF	MPH	TIME OF DAY
1 -	3:17.455	25.396	54.12	14:05:02.065
2 -	2:55.075 (3)	3.016	61.04	14:07:57.140
3 -	2:52.496 (2)	0.437	61.96	14:10:49.636
4 -	<b>2:52.059 (1)</b>		<b>62.11</b>	<b>14:13:41.695</b>
5 -	2:56.877	4.818	60.42	14:16:38.572

<b>P21 14 Ian DARBY</b>				
LAP	LAP TIME	DIFF	MPH	TIME OF DAY
1 -	3:17.185	23.711	54.20	14:05:01.795
2 -	2:58.480	5.006	59.88	14:08:00.275
3 -	2:56.376 (3)	2.902	60.59	14:10:56.651
4 -	<b>2:53.474 (1)</b>		<b>61.61</b>	<b>14:13:50.125</b>
5 -	2:54.650 (2)	1.176	61.19	14:16:44.775

DIFF = Difference To Personal Best Lap

<b>P22 43 Daniel BARFORD</b>				
LAP	LAP TIME	DIFF	MPH	TIME OF DAY
1 -	3:19.182	22.022	53.65	14:05:03.792
2 -	2:59.757 (3)	2.597	59.45	14:08:03.549
3 -	2:59.303 (2)	2.143	59.60	14:11:02.852
4 -	<b>2:57.160 (1)</b>		<b>60.33</b>	<b>14:14:00.012</b>
5 -	3:09.143	11.983	56.50	14:17:09.155

<b>P23 91 Keith TERRY</b>				
LAP	LAP TIME	DIFF	MPH	TIME OF DAY
1 -	3:27.515	28.971	51.50	14:05:12.125
2 -	3:05.980	7.436	57.46	14:08:18.105
3 -	3:00.000 (3)	1.456	59.37	14:11:18.105
4 -	<b>2:58.544 (1)</b>		<b>59.86</b>	<b>14:14:16.649</b>
5 -	2:59.883 (2)	1.339	59.41	14:17:16.532

<b>P24 19 Dave HIGGINS</b>				
LAP	LAP TIME	DIFF	MPH	TIME OF DAY
1 -	3:34.233	34.205	49.88	14:05:18.843
2 -	3:10.907	10.879	55.98	14:08:29.750
3 -	3:01.199 (3)	1.171	58.98	14:11:30.949
4 -	3:00.344 (2)	0.316	59.26	14:14:31.293
5 -	<b>3:00.028 (1)</b>		<b>59.36</b>	<b>14:17:31.321</b>

<b>P25 81 Keith VINCENT</b>				
LAP	LAP TIME	DIFF	MPH	TIME OF DAY
1 -	3:37.717 (3)	10.858	49.09	14:05:22.327
2 -	3:28.694 (2)	1.835	51.21	14:08:51.021
3 -	<b>3:26.859 (1)</b>		<b>51.66</b>	<b>14:12:17.880</b>
4 -	3:38.477	11.618	48.92	14:15:56.357

<b>P26 78 Chris DOWLING</b>				
LAP	LAP TIME	DIFF	MPH	TIME OF DAY
1 -	3:07.016	30.105	57.15	14:04:51.626
2 -	2:43.352 (3)	6.441	65.42	14:07:34.978
3 -	2:39.135 (2)	2.224	67.16	14:10:14.113
4 -	<b>2:36.911 (1)</b>		<b>68.11</b>	<b>14:12:51.024</b>

<b>P27 30 Malcolm HOWELL</b>				
LAP	LAP TIME	DIFF	MPH	TIME OF DAY
1 -	<b>3:37.280 (1)</b>		<b>49.19</b>	<b>14:05:21.890</b>

<b>P28 36 Joe BALDRY</b>				
LAP	LAP TIME	DIFF	MPH	TIME OF DAY
1 -	<b>6:10.676 (1)</b>		<b>28.83</b>	<b>14:07:55.286</b>

Weather / Track : Cloudy / Drying

Snetterton 300  
Circuit Length = 2.9689 miles  
Start: 14:01 Flag 14:14 End: 14:17

## BMCRC-MRO Championships 2013 - Snetterton 300 Rnd 5

### Freshdrop BMZRC 250 MZ

### RACE 21 - GRID

ROW 8			30   61 Paul YOUNGE	29   29 Tim GRIGGS	
ROW 7	28   36 Joe BALDRY	27   30 Malcolm HOWELL	26   78 Chris DOWLING	25   81 Keith VINCENT	
ROW 6	24   19 Dave HIGGINS	23   91 Keith TERRY	22   43 Daniel BARFORD	21   14 Ian DARBY	
ROW 5	20   77 Dan BURDETT	19   47 Richard FAYERS	18   38 Chris PETTET	17   88 Nigel CRAGG	
ROW 4	16   60 Jack YOUNGE	15   69 Paul ROBSON	14   45 Charlotte MORTON	13   66 Mark VINCENT	
ROW 3	12   2 Lee HARDY	11   15 Andy MOFFAT	10   51 Andy SMITH	9   9 Graham HAW	
ROW 2	8   58 Des DAVIES	7   25 Leon JONES	6   68 Graham GARRIQUES	5   11 Ian SLAUGHTER	
ROW 1	4   76 Peter WOODALL	3   28 Darren WEST	2   95 Chris ROGERS	1   82 Mark TAYLOR	
	<b>Pole</b>				

Snetterton 300  
Circuit Length = 2.9689 miles

These results are provisional until the conclusion of any judicial and technical matters.

Clerk Of Course :		Timekeeper :
-------------------	--	--------------

Results can be found at [www.tsl-timing.com](http://www.tsl-timing.com)

Printed - 14:22 Sunday, 23 June 2013





**BMCRC-MRO Championships 2013 - Snetterton 300 Rnd 5**

**Freshdrop BMZRC 250 MZ**

**RACE 21 - CLASSIFICATION**

POS	NO	NAME	ENTRY	LAPS	TIME	GAP	DIFF	MPH	BEST	ON
1	82	Mark TAYLOR	MZ - Nexus Performance	5	12:36.417			70.64	<b>2:29.672</b>	5
2	95	Chris ROGERS	MZ - CB Racing	5	12:45.286	<b>8.869</b>	8.869	69.83	<b>2:29.913</b>	5
3	28	Darren WEST	MZ -	5	12:46.841	<b>10.424</b>	1.555	69.68	<b>2:30.793</b>	5
4	78	Chris DOWLING	MZ - HS Racing	5	12:48.427	<b>12.010</b>	1.586	69.54	<b>2:31.751</b>	5
5	76	Peter WOODALL	MZ - Core Projects Ltd	5	12:57.584	<b>21.167</b>	9.157	68.72	<b>2:34.359</b>	3
6	11	Ian SLAUGHTER	MZ -	5	12:59.427	<b>23.010</b>	1.843	68.56	<b>2:33.946</b>	5
7	2	Lee HARDY	MZ - Amy & Eric	5	13:08.926	<b>32.509</b>	9.499	67.73	<b>2:35.236</b>	3
8	68	Graham GARRIQUES	MZ -	5	13:09.368	<b>32.951</b>	0.442	67.70	<b>2:33.788</b>	5
9	15	Andy MOFFAT	MZ - Gills Office	5	13:09.757	<b>33.340</b>	0.389	67.66	<b>2:34.665</b>	5
10	25	Leon JONES	MZ -	5	13:09.906	<b>33.489</b>	0.149	67.65	<b>2:34.293</b>	5
11	9	Graham HAW	MZ -	5	13:14.615	<b>38.198</b>	4.709	67.25	<b>2:36.311</b>	3
12	51	Andy SMITH	MZ -	5	13:31.923	<b>55.506</b>	17.308	65.81	<b>2:39.471</b>	2
13	5	Garry SAMETT	MZ - Smallmouse	5	13:40.364	<b>1:03.947</b>	8.441	65.14	<b>2:40.056</b>	5
14	36	Joe BALDRY	MZ - Chilton Motors	5	13:40.641	<b>1:04.224</b>	0.277	65.12	<b>2:38.122</b>	5
15	58	Des DAVIES	MZ -	5	13:45.297	<b>1:08.880</b>	4.656	64.75	<b>2:42.684</b>	3
16	60	Jack YOUNGE	MZ -	5	13:46.698	<b>1:10.281</b>	1.401	64.64	<b>2:42.493</b>	3
17	66	Mark VINCENT	MZ - Putoline	5	13:46.802	<b>1:10.385</b>	0.104	64.63	<b>2:40.571</b>	5
18	69	Paul ROBSON	MZ - London First Aid	5	13:53.465	<b>1:17.048</b>	6.663	64.11	<b>2:42.715</b>	4
19	47	Richard FAYERS	MZ -	5	14:02.335	<b>1:25.918</b>	8.870	63.44	<b>2:44.891</b>	5
20	38	Chris PETTET	MZ -	5	14:18.070	<b>1:41.653</b>	15.735	62.27	<b>2:49.238</b>	2
21	14	Ian DARBY	MZ -	5	14:28.478	<b>1:52.061</b>	10.408	61.53	<b>2:49.530</b>	5
22	45	Charlotte MORTON	MZ - HS Racing	5	14:30.206	<b>1:53.789</b>	1.728	61.41	<b>2:43.124</b>	4
23	19	Dave HIGGINS	MZ -	5	14:36.816	<b>2:00.399</b>	6.610	60.94	<b>2:50.622</b>	5
24	43	Daniel BARFORD	MZ -	5	14:36.999	<b>2:00.582</b>	0.183	60.93	<b>2:51.287</b>	5
25	81	Keith VINCENT	MZ -	4	13:36.573	<b>1 Lap</b>	1 Lap	52.35	<b>3:21.249</b>	2

NOT CLASSIFIED

DNF	61	Paul YOUNGE	MZ -	4	11:38.876	<b>1 Lap</b>		61.17	<b>2:49.492</b>	3
DNF	91	Keith TERRY	MZ -	1	2:58.159	<b>4 Laps</b>	3 Laps	59.99	<b>2:58.159</b>	1
DNF	77	Dan BURDETT	MZ - DBR	1	3:06.599	<b>4 Laps</b>	8.440	57.27	<b>3:06.599</b>	1
DNF	88	Nigel CRAGG	MZ - Newvic Property	0						
DNF	30	Malcolm HOWELL	MZ -	0						

FASTEST LAP

82	Mark TAYLOR	MZ - Nexus Performance	5	2:29.672	71.41 mph	114.92 kph
----	-------------	------------------------	---	----------	-----------	------------

Weather / Track : Cloudy / Dry

These results are provisional until the conclusion of any judicial and technical matters.

Snetterton 300

Circuit Length = 2.9689 miles

Start: 17:38 Flag 17:50 End: 17:52

Clerk Of Course :	Timekeeper :
-------------------	--------------

Results can be found at [www.tsl-timing.com](http://www.tsl-timing.com)

Printed - 17:53 Sunday, 23 June 2013



# BMCRC-MRO Championships 2013 - Snetterton 300 Rnd 5

## Freshdrop BMZRC 250 MZ

### RACE 21 - LAP CHART

LAP 1		
NO	BEHIND	LAP TIME

82		2:34.281
28	3.146	2:37.427
95	3.648	2:37.929
76	4.125	2:38.406
78	5.449	2:39.730
11	6.566	2:40.847
2	10.055	2:44.336
68	10.177	2:44.458
25	10.187	2:44.468
15	10.947	2:45.228
51	11.727	2:46.008
9	11.764	2:46.045
60	17.894	2:52.175
5	18.000	2:52.281
36	18.418	2:52.699
45	18.785	2:53.066
58	19.766	2:54.047
66	20.168	2:54.449
69	20.223	2:54.504
38	23.063	2:57.344
47	23.154	2:57.435
91	23.878	2:58.159
19	28.986	3:03.267
61	29.216	3:03.497
43	30.240	3:04.521
14	30.595	3:04.876
77	32.318	3:06.599
81	53.749	3:28.030

LAP 2		
NO	BEHIND	LAP TIME

82		2:32.370
28	4.787	2:34.011
95	5.244	2:33.966
78	5.733	2:32.654
76	6.779	2:35.024
11	9.710	2:35.514
2	13.497	2:35.812
15	16.204	2:37.627
25	16.309	2:38.492
9	16.779	2:37.385
68	17.009	2:39.202
51	18.828	2:39.471
60	29.498	2:43.974
36	30.259	2:44.211
58	30.307	2:42.911
5	31.259	2:45.629
66	32.181	2:44.383
45	32.367	2:45.952
69	32.822	2:44.969
47	37.948	2:47.164
38	39.931	2:49.238
61	48.679	2:51.833
19	51.075	2:54.459
14	51.558	2:53.333
43	51.819	2:53.949
81	1:42.628	3:21.249

LAP 3		
NO	BEHIND	LAP TIME

82		2:29.861
----	--	----------

95	7.144	2:31.761
28	7.421	2:32.495
78	8.397	2:32.525
76	11.277	2:34.359
11	14.244	2:34.395
2	18.872	2:35.236
15	21.752	2:35.409
25	22.983	2:36.535
9	23.229	2:36.311
68	24.555	2:37.407
51	29.028	2:40.061
36	41.493	2:41.095
5	42.107	2:40.709
60	42.130	2:42.493
58	43.130	2:42.684
45	45.860	2:43.354
66	46.491	2:44.171
69	46.601	2:43.640
47	54.733	2:46.646
38	1:01.088	2:51.018
61	1:08.310	2:49.492
14	1:11.422	2:49.725
19	1:15.385	2:54.171
43	1:16.235	2:54.277

LAP 4		
NO	BEHIND	LAP TIME

82		2:30.233
81	1 Lap	3:21.611
95	8.628	2:31.717
28	9.303	2:32.115
78	9.931	2:31.767
76	15.747	2:34.703
11	18.736	2:34.725
2	25.308	2:36.669
15	28.347	2:36.828
68	28.835	2:34.513
25	28.868	2:36.118
9	29.849	2:36.853
51	42.258	2:43.463
5	53.563	2:41.689
60	55.309	2:43.412
58	55.694	2:42.797
36	55.774	2:44.514
45	58.751	2:43.124
69	59.083	2:42.715
66	59.486	2:43.228
47	1:10.699	2:46.199
38	1:20.801	2:49.946
61	1:32.131	2:54.054
14	1:32.203	2:51.014
43	1:38.967	2:52.965
19	1:39.449	2:54.297

LAP 5		
NO	BEHIND	LAP TIME

82		2:29.672
95	8.869	2:29.913
28	10.424	2:30.793
78	12.010	2:31.751
76	21.167	2:35.092
11	23.010	2:33.946
2	32.509	2:36.873
68	32.951	2:33.788

15	33.340	2:34.665
25	33.489	2:34.293
9	38.198	2:38.021
51	55.506	2:42.920
81	1 Lap	3:25.683
5	1:03.947	2:40.056
36	1:04.224	2:38.122
58	1:08.880	2:42.858
60	1:10.281	2:44.644
66	1:10.385	2:40.571
69	1:17.048	2:47.637
47	1:25.918	2:44.891
38	1:41.653	2:50.524
14	1:52.061	2:49.530
45	1:53.789	3:24.710
19	2:00.399	2:50.622
43	2:00.582	2:51.287

Weather / Track : Cloudy / Dry

Results can be found at [www.tsl-timing.com](http://www.tsl-timing.com)

Snetterton 300  
Circuit Length = 2.9689 miles  
Start: 17:38 Flag 17:50 End: 17:52

Printed - 17:54 Sunday, 23 June 2013

# BMCRC-MRO Championships 2013 - Snetterton 300 Rnd 5

## Freshdrop BMZRC 250 MZ

### RACE 21 - LAP ANALYSIS

DIFF = Difference To Personal Best Lap

P1 82 Mark TAYLOR				
LAP	LAP TIME	DIFF	MPH	TIME OF DAY
1 -	2:34.281	4.609	69.27	17:40:46.171
2 -	2:32.370	2.698	70.14	17:43:18.541
3 -	2:29.861 (2)	0.189	71.31	17:45:48.402
4 -	2:30.233 (3)	0.561	71.14	17:48:18.635
5 -	<b>2:29.672 (1)</b>		<b>71.41</b>	<b>17:50:48.307</b>

P2 95 Chris ROGERS				
LAP	LAP TIME	DIFF	MPH	TIME OF DAY
1 -	2:37.929	8.016	67.67	17:40:49.819
2 -	2:33.966	4.053	69.41	17:43:23.785
3 -	2:31.761 (3)	1.848	70.42	17:45:55.546
4 -	2:31.717 (2)	1.804	70.44	17:48:27.263
5 -	<b>2:29.913 (1)</b>		<b>71.29</b>	<b>17:50:57.176</b>

P3 28 Darren WEST				
LAP	LAP TIME	DIFF	MPH	TIME OF DAY
1 -	2:37.427	6.634	67.89	17:40:49.317
2 -	2:34.011	3.218	69.39	17:43:23.328
3 -	2:32.495 (3)	1.702	70.08	17:45:55.823
4 -	2:32.115 (2)	1.322	70.26	17:48:27.938
5 -	<b>2:30.793 (1)</b>		<b>70.87</b>	<b>17:50:58.731</b>

P4 78 Chris DOWLING				
LAP	LAP TIME	DIFF	MPH	TIME OF DAY
1 -	2:39.730	7.979	66.91	17:40:51.620
2 -	2:32.654	0.903	70.01	17:43:24.274
3 -	2:32.525 (3)	0.774	70.07	17:45:56.799
4 -	2:31.767 (2)	0.016	70.42	17:48:28.566
5 -	<b>2:31.751 (1)</b>		<b>70.43</b>	<b>17:51:00.317</b>

P5 76 Peter WOODALL				
LAP	LAP TIME	DIFF	MPH	TIME OF DAY
1 -	2:38.406	4.047	67.47	17:40:50.296
2 -	2:35.024 (3)	0.665	68.94	17:43:25.320
3 -	<b>2:34.359 (1)</b>		<b>69.24</b>	<b>17:45:59.679</b>
4 -	2:34.703 (2)	0.344	69.08	17:48:34.382
5 -	2:35.092	0.733	68.91	17:51:09.474

P6 11 Ian SLAUGHTER				
LAP	LAP TIME	DIFF	MPH	TIME OF DAY
1 -	2:40.847	6.901	66.44	17:40:52.737
2 -	2:35.514	1.568	68.72	17:43:28.251
3 -	2:34.395 (2)	0.449	69.22	17:46:02.646
4 -	2:34.725 (3)	0.779	69.07	17:48:37.371
5 -	<b>2:33.946 (1)</b>		<b>69.42</b>	<b>17:51:11.317</b>

P7 2 Lee HARDY				
LAP	LAP TIME	DIFF	MPH	TIME OF DAY
1 -	2:44.336	9.100	65.03	17:40:56.226
2 -	2:35.812 (2)	0.576	68.59	17:43:32.038
3 -	<b>2:35.236 (1)</b>		<b>68.85</b>	<b>17:46:07.274</b>
4 -	2:36.669 (3)	1.433	68.22	17:48:43.943
5 -	2:36.873	1.637	68.13	17:51:20.816

DIFF = Difference To Personal Best Lap

P8 68 Graham GARRIQUES				
LAP	LAP TIME	DIFF	MPH	TIME OF DAY
1 -	2:44.458	10.670	64.98	17:40:56.348
2 -	2:39.202	5.414	67.13	17:43:35.550
3 -	2:37.407 (3)	3.619	67.90	17:46:12.957
4 -	2:34.513 (2)	0.725	69.17	17:48:47.470
5 -	<b>2:33.788 (1)</b>		<b>69.49</b>	<b>17:51:21.258</b>

P9 15 Andy MOFFAT				
LAP	LAP TIME	DIFF	MPH	TIME OF DAY
1 -	2:45.228	10.563	64.68	17:40:57.118
2 -	2:37.627	2.962	67.80	17:43:34.745
3 -	2:35.409 (2)	0.744	68.77	17:46:10.154
4 -	2:36.828 (3)	2.163	68.15	17:48:46.982
5 -	<b>2:34.665 (1)</b>		<b>69.10</b>	<b>17:51:21.647</b>

P10 25 Leon JONES				
LAP	LAP TIME	DIFF	MPH	TIME OF DAY
1 -	2:44.468	10.175	64.98	17:40:56.358
2 -	2:38.492	4.199	67.43	17:43:34.850
3 -	2:36.535 (3)	2.242	68.27	17:46:11.385
4 -	2:36.118 (2)	1.825	68.46	17:48:47.503
5 -	<b>2:34.293 (1)</b>		<b>69.27</b>	<b>17:51:21.796</b>

P11 9 Graham HAW				
LAP	LAP TIME	DIFF	MPH	TIME OF DAY
1 -	2:46.045	9.734	64.36	17:40:57.935
2 -	2:37.385 (3)	1.074	67.91	17:43:35.320
3 -	<b>2:36.311 (1)</b>		<b>68.37</b>	<b>17:46:11.631</b>
4 -	2:36.853 (2)	0.542	68.14	17:48:48.484
5 -	2:38.021	1.710	67.63	17:51:26.505

P12 51 Andy SMITH				
LAP	LAP TIME	DIFF	MPH	TIME OF DAY
1 -	2:46.008	6.537	64.38	17:40:57.898
2 -	<b>2:39.471 (1)</b>		<b>67.02</b>	<b>17:43:37.369</b>
3 -	2:40.061 (2)	0.590	66.77	17:46:17.430
4 -	2:43.463	3.992	65.38	17:49:00.893
5 -	2:42.920 (3)	3.449	65.60	17:51:43.813

P13 5 Garry SAMETT				
LAP	LAP TIME	DIFF	MPH	TIME OF DAY
1 -	2:52.281	12.225	62.03	17:41:04.171
2 -	2:45.629	5.573	64.53	17:43:49.800
3 -	2:40.709 (2)	0.653	66.50	17:46:30.509
4 -	2:41.689 (3)	1.633	66.10	17:49:12.198
5 -	<b>2:40.056 (1)</b>		<b>66.77</b>	<b>17:51:52.254</b>

P14 36 Joe BALDRY				
LAP	LAP TIME	DIFF	MPH	TIME OF DAY
1 -	2:52.699	14.577	61.88	17:41:04.589
2 -	2:44.211 (3)	6.089	65.08	17:43:48.800
3 -	2:41.095 (2)	2.973	66.34	17:46:29.895
4 -	2:44.514	6.392	64.96	17:49:14.409
5 -	<b>2:38.122 (1)</b>		<b>67.59</b>	<b>17:51:52.531</b>

Weather / Track : Cloudy / Dry

Snetterton 300  
Circuit Length = 2.9689 miles  
Start: 17:38 Flag 17:50 End: 17:52

# BMCRC-MRO Championships 2013 - Snetterton 300 Rnd 5

## Freshdrop BMZRC 250 MZ

### RACE 21 - LAP ANALYSIS

DIFF = Difference To Personal Best Lap

<b>P15 58 Des DAVIES</b>				
LAP	LAP TIME	DIFF	MPH	TIME OF DAY
1 -	2:54.047	11.363	61.40	17:41:05.937
2 -	2:42.911	0.227	65.60	17:43:48.848
3 -	<b>2:42.684 (1)</b>		<b>65.69</b>	<b>17:46:31.532</b>
4 -	2:42.797 (2)	0.113	65.65	17:49:14.329
5 -	2:42.858 (3)	0.174	65.62	17:51:57.187

<b>P16 60 Jack YOUNGE</b>				
LAP	LAP TIME	DIFF	MPH	TIME OF DAY
1 -	2:52.175	9.682	62.07	17:41:04.065
2 -	2:43.974 (3)	1.481	65.18	17:43:48.039
3 -	<b>2:42.493 (1)</b>		<b>65.77</b>	<b>17:46:30.532</b>
4 -	2:43.412 (2)	0.919	65.40	17:49:13.944
5 -	2:44.644	2.151	64.91	17:51:58.588

<b>P17 66 Mark VINCENT</b>				
LAP	LAP TIME	DIFF	MPH	TIME OF DAY
1 -	2:54.449	13.878	61.26	17:41:06.339
2 -	2:44.383	3.812	65.01	17:43:50.722
3 -	2:44.171 (3)	3.600	65.10	17:46:34.893
4 -	2:43.228 (2)	2.657	65.47	17:49:18.121
5 -	<b>2:40.571 (1)</b>		<b>66.56</b>	<b>17:51:58.692</b>

<b>P18 69 Paul ROBSON</b>				
LAP	LAP TIME	DIFF	MPH	TIME OF DAY
1 -	2:54.504	11.789	61.24	17:41:06.394
2 -	2:44.969 (3)	2.254	64.78	17:43:51.363
3 -	2:43.640 (2)	0.925	65.31	17:46:35.003
4 -	<b>2:42.715 (1)</b>		<b>65.68</b>	<b>17:49:17.718</b>
5 -	2:47.637	4.922	63.75	17:52:05.355

<b>P19 47 Richard FAYERS</b>				
LAP	LAP TIME	DIFF	MPH	TIME OF DAY
1 -	2:57.435	12.544	60.23	17:41:09.325
2 -	2:47.164	2.273	63.93	17:43:56.489
3 -	2:46.646 (3)	1.755	64.13	17:46:43.135
4 -	2:46.199 (2)	1.308	64.30	17:49:29.334
5 -	<b>2:44.891 (1)</b>		<b>64.81</b>	<b>17:52:14.225</b>

<b>P20 38 Chris PETTET</b>				
LAP	LAP TIME	DIFF	MPH	TIME OF DAY
1 -	2:57.344	8.106	60.26	17:41:09.234
2 -	<b>2:49.238 (1)</b>		<b>63.15</b>	<b>17:43:58.472</b>
3 -	2:51.018	1.780	62.49	17:46:49.490
4 -	2:49.946 (2)	0.708	62.89	17:49:39.436
5 -	2:50.524 (3)	1.286	62.67	17:52:29.960

<b>P21 14 Ian DARBY</b>				
LAP	LAP TIME	DIFF	MPH	TIME OF DAY
1 -	3:04.876	15.346	57.81	17:41:16.766
2 -	2:53.333	3.803	61.66	17:44:10.099
3 -	2:49.725 (2)	0.195	62.97	17:46:59.824
4 -	2:51.014 (3)	1.484	62.49	17:49:50.838
5 -	<b>2:49.530 (1)</b>		<b>63.04</b>	<b>17:52:40.368</b>

DIFF = Difference To Personal Best Lap

<b>P22 45 Charlotte MORTON</b>				
LAP	LAP TIME	DIFF	MPH	TIME OF DAY
1 -	2:53.066	9.942	61.75	17:41:04.956
2 -	2:45.952 (3)	2.828	64.40	17:43:50.908
3 -	2:43.354 (2)	0.230	65.42	17:46:34.262
4 -	<b>2:43.124 (1)</b>		<b>65.52</b>	<b>17:49:17.386</b>
5 -	3:24.710	41.586	52.21	17:52:42.096

<b>P23 19 Dave HIGGINS</b>				
LAP	LAP TIME	DIFF	MPH	TIME OF DAY
1 -	3:03.267	12.645	58.31	17:41:15.157
2 -	2:54.459	3.837	61.26	17:44:09.616
3 -	2:54.171 (2)	3.549	61.36	17:47:03.787
4 -	2:54.297 (3)	3.675	61.32	17:49:58.084
5 -	<b>2:50.622 (1)</b>		<b>62.64</b>	<b>17:52:48.706</b>

<b>P24 43 Daniel BARFORD</b>				
LAP	LAP TIME	DIFF	MPH	TIME OF DAY
1 -	3:04.521	13.234	57.92	17:41:16.411
2 -	2:53.949 (3)	2.662	61.44	17:44:10.360
3 -	2:54.277	2.990	61.32	17:47:04.637
4 -	2:52.965 (2)	1.678	61.79	17:49:57.602
5 -	<b>2:51.287 (1)</b>		<b>62.39</b>	<b>17:52:48.889</b>

<b>P25 81 Keith VINCENT</b>				
LAP	LAP TIME	DIFF	MPH	TIME OF DAY
1 -	3:28.030	6.781	51.37	17:41:39.920
2 -	<b>3:21.249 (1)</b>		<b>53.10</b>	<b>17:45:01.169</b>
3 -	3:21.611 (2)	0.362	53.01	17:48:22.780
4 -	3:25.683 (3)	4.434	51.96	17:51:48.463

<b>P26 61 Paul YOUNGE</b>				
LAP	LAP TIME	DIFF	MPH	TIME OF DAY
1 -	3:03.497	14.005	58.24	17:41:15.387
2 -	2:51.833 (2)	2.341	62.20	17:44:07.220
3 -	<b>2:49.492 (1)</b>		<b>63.05</b>	<b>17:46:56.712</b>
4 -	2:54.054 (3)	4.562	61.40	17:49:50.766

<b>P27 91 Keith TERRY</b>				
LAP	LAP TIME	DIFF	MPH	TIME OF DAY
1 -	<b>2:58.159 (1)</b>		<b>59.99</b>	<b>17:41:10.049</b>

<b>P28 77 Dan BURDETT</b>				
LAP	LAP TIME	DIFF	MPH	TIME OF DAY
1 -	<b>3:06.599 (1)</b>		<b>57.27</b>	<b>17:41:18.489</b>

Weather / Track : Cloudy / Dry

Snetterton 300  
Circuit Length = 2.9689 miles  
Start: 17:38 Flag 17:50 End: 17:52



# **BMCRC Formula 400 inc Sub 64 & Rookies**

**Snetterton 300**

**21<sup>st</sup> – 23<sup>rd</sup> June 2013**



**Results Provided by Timing Solutions Ltd**  
[www.tsl-timing.com](http://www.tsl-timing.com)

# BMCRC-MRO Championships 2013 - Snetterton 300 Rnd 5

## EDlasia Formula 400 inc Sub 64 & Rookies

### QUALIFYING 1 - CLASSIFICATION



POS	NO	CL	PIC NAME	R	ENTRY	TIME	ON	LAPS	GAP	DIFF	MPH
1	11		1 Daniel RUTH		Kawasaki -	2:08.041	6	6			83.47
2	48		2 Richie WELSH		Yamaha - Peter Flemming	2:08.791	5	6	0.750	0.750	82.98
3	99		3 Francesco CAVALLI		Honda - Motoeng.com	2:10.846	5	6	2.805	2.055	81.68
4	4		4 Chris CAMPS		Kawasaki - thesportsinjuryclinic.org	2:11.590	4	5	3.549	0.744	81.22
5	71		5 Daniel ANDERSON		Kawasaki -	2:11.761	4	4	3.720	0.171	81.11
6	3		6 Paul ELLERKER		Kawasaki -	2:12.135	4	4	4.094	0.374	80.88
7	35		7 Daniel INGHAM		Honda - Oadby M/Cycles	2:13.744	3	6	5.703	1.609	79.91
8	21		8 Alan WATSON		Kawasaki - Baker Racing	2:13.760	3	6	5.719	0.016	79.90
9	50	S	1 Graham HIGLETT		Kawasaki - Face to Face Finance	2:14.706	5	5	6.665	0.946	79.34
10	73		9 Stephen BORN		Kawasaki -	2:15.382	4	5	7.341	0.676	78.94
11	66	S	2 James CASWELL-COX		Honda - David Simon/Sussex Rolling Road	2:15.408	3	5	7.367	0.026	78.93
12	32	S	3 Robin HOMEWOOD		Honda -	2:16.195	4	5	8.154	0.787	78.47
13	33	S	4 Carl JOHNSTONE		Yamaha - BB Plastics	2:16.389	3	5	8.348	0.194	78.36
14	9		10 Paul DAVIES	R	Kawasaki - LJ Racing	2:16.682	5	5	8.641	0.293	78.19
15	119	S	5 Robert ROUT		Kawasaki -	2:16.920	5	5	8.879	0.238	78.06
16	52		11 Gary JARMAN		Kawasaki -	2:17.015	4	5	8.974	0.095	78.00
17	68	S	6 Alan HUGHES	R	Kawasaki -	2:18.961	5	5	10.920	1.946	76.91
18	57		12 Roy DEWHURST		Kawasaki - Dawn	2:19.618	5	5	11.577	0.657	76.55
19	19	S	7 Patricia ROBERTS	R	Kawasaki - Mark Jordan	2:20.598	4	5	12.557	0.980	76.01
20	127	S	8 Adam GREEN	R	Kawasaki - RAFMSA	2:20.607	5	5	12.566	0.009	76.01
21	135	S	9 Louise ROUT		Kawasaki -	2:21.149	5	5	13.108	0.542	75.72
22	16	S	10 Matt BARBER	R	Yamaha - Wave Developments	2:22.305	5	5	14.264	1.156	75.10
23	47		13 Allan CLARK		Kawasaki -	2:23.003	5	5	14.962	0.698	74.74
24	77		14 Ray PETTY		Kawasaki -	2:23.199	2	5	15.158	0.196	74.63
25	55		15 Paul TOLAND		Yamaha - GP Racing	2:23.586	5	5	15.545	0.387	74.43
26	38		16 Tom SAVILLE		Kawasaki - Sabre Engineering	2:25.475	5	5	17.434	1.889	73.47
27	172		17 Len WHALIN		Yamaha -	2:26.530	3	5	18.489	1.055	72.94
28	58		18 Steve YOUNG		Kawasaki - Cadmatic	2:26.777	2	5	18.736	0.247	72.81
29	63		19 Dan HARDY	R	Kawasaki -	2:27.160	5	5	19.119	0.383	72.62
30	41	S	11 Paul BOWLING		Yamaha -	2:28.974	2	5	20.933	1.814	71.74
31	25	S	12 Grant WALDER		Kawasaki - Fins M/C's	2:29.222	5	5	21.181	0.248	71.62
32	6	S	13 Martin PEARSON		Honda - GF Racing	2:31.632	5	5	23.591	2.410	70.48
33	88		20 Mark THOMPSON	R	Yamaha -	2:55.057	4	4	47.016	23.425	61.05
34	59		21 Danielle COOPER	R	Kawasaki -	2:58.634	4	4	50.593	3.577	59.83
35	45		22 Colin MARTIN		Kawasaki - David Simon Tuning			1			

Weather / Track : Cloudy / Dry

These results are provisional until the conclusion of any judicial and technical matters.

Snetterton 300

Circuit Length = 2.9689 miles

Start: 17:48 Flag 18:00 End: 18:02

Clerk Of Course :	Timekeeper :
-------------------	--------------

Results can be found at [www.tsl-timing.com](http://www.tsl-timing.com)

Printed - 18:02 Friday, 21 June 2013



# BMCRC-MRO Championships 2013 - Snetterton 300 Rnd 5

## EDlasia Formula 400 inc Sub 64 & Rookies

### QUALIFYING 1 - LAP ANALYSIS

DIFF = Difference To Personal Best Lap

P1 11 Daniel RUTH				
LAP	LAP TIME	DIFF	MPH	TIME OF DAY
1 -	2:16.723	8.682	78.17	17:50:27.128
2 -	2:10.083	2.042	82.16	17:52:37.211
3 -	2:08.576	0.535	83.12	17:54:45.787
4 -	2:08.558 (2)	0.517	83.13	17:56:54.345
5 -	2:08.566 (3)	0.525	83.13	17:59:02.911
6 -	<b>2:08.041 (1)</b>		<b>83.47</b>	<b>18:01:10.952</b>

P2 48 Richie WELSH				
LAP	LAP TIME	DIFF	MPH	TIME OF DAY
1 -	2:20.322	11.531	76.16	17:50:31.306
2 -	2:11.684	2.893	81.16	17:52:42.990
3 -	2:09.145 (3)	0.354	82.76	17:54:52.135
4 -	2:09.436	0.645	82.57	17:57:01.571
5 -	<b>2:08.791 (1)</b>		<b>82.98</b>	<b>17:59:10.362</b>
6 -	2:08.960 (2)	0.169	82.87	18:01:19.322

P3 99 Francesco CAVALLI				
LAP	LAP TIME	DIFF	MPH	TIME OF DAY
1 -	2:19.889	9.043	76.40	17:50:35.862
2 -	2:12.163 (3)	1.317	80.87	17:52:48.025
3 -	2:14.710	3.864	79.34	17:55:02.735
4 -	2:12.205	1.359	80.84	17:57:14.940
5 -	<b>2:10.846 (1)</b>		<b>81.68</b>	<b>17:59:25.786</b>
6 -	<b>2:10.846 (1)</b>		<b>81.68</b>	<b>18:01:36.632</b>

P4 4 Chris CAMPS				
LAP	LAP TIME	DIFF	MPH	TIME OF DAY
1 -	2:27.095	15.505	72.66	17:51:00.478
2 -	2:16.624	5.034	78.22	17:53:17.102
3 -	2:16.191 (3)	4.601	78.47	17:55:33.293
4 -	<b>2:11.590 (1)</b>		<b>81.22</b>	<b>17:57:44.883</b>
5 -	2:11.816 (2)	0.226	81.08	17:59:56.699

P5 71 Daniel ANDERSON				
LAP	LAP TIME	DIFF	MPH	TIME OF DAY
1 -	2:27.093	15.332	72.66	17:51:01.669
2 -	2:15.612 (2)	3.851	78.81	17:53:17.281
3 -	2:17.129 (3)	5.368	77.94	17:55:34.410
4 -	<b>2:11.761 (1)</b>		<b>81.11</b>	<b>17:57:46.171</b>

P6 3 Paul ELLERKER				
LAP	LAP TIME	DIFF	MPH	TIME OF DAY
1 -	2:21.720	9.585	75.41	17:50:34.075
2 -	2:14.026 (2)	1.891	79.74	17:52:48.101
3 -	2:15.785 (3)	3.650	78.71	17:55:03.886
4 -	<b>2:12.135 (1)</b>		<b>80.88</b>	<b>17:57:16.021</b>

P7 35 Daniel INGHAM				
LAP	LAP TIME	DIFF	MPH	TIME OF DAY
1 -	2:23.422	9.678	74.52	17:50:36.649
2 -	2:13.962 (2)	0.218	79.78	17:52:50.611
3 -	<b>2:13.744 (1)</b>		<b>79.91</b>	<b>17:55:04.355</b>
4 -	2:14.802	1.058	79.28	17:57:19.157
5 -	2:14.252 (3)	0.508	79.61	17:59:33.409
6 -	2:18.088	4.344	77.40	18:01:51.497

DIFF = Difference To Personal Best Lap

P8 21 Alan WATSON				
LAP	LAP TIME	DIFF	MPH	TIME OF DAY
1 -	2:19.408	5.648	76.66	17:50:33.854
2 -	2:14.996	1.236	79.17	17:52:48.850
3 -	<b>2:13.760 (1)</b>		<b>79.90</b>	<b>17:55:02.610</b>
4 -	2:16.327	2.567	78.40	17:57:18.937
5 -	2:14.367 (3)	0.607	79.54	17:59:33.304
6 -	2:13.866 (2)	0.106	79.84	18:01:47.170

P9 50 Graham HIGLETT				
LAP	LAP TIME	DIFF	MPH	TIME OF DAY
1 -	2:33.559	18.853	69.60	17:51:25.881
2 -	2:17.495	2.789	77.73	17:53:43.376
3 -	2:15.700 (2)	0.994	78.76	17:55:59.076
4 -	2:15.923 (3)	1.217	78.63	17:58:14.999
5 -	<b>2:14.706 (1)</b>		<b>79.34</b>	<b>18:00:29.705</b>

P10 73 Stephen BORN				
LAP	LAP TIME	DIFF	MPH	TIME OF DAY
1 -	2:28.584	13.202	71.93	17:51:02.621
2 -	2:17.621	2.239	77.66	17:53:20.242
3 -	2:16.636 (2)	1.254	78.22	17:55:36.878
4 -	<b>2:15.382 (1)</b>		<b>78.94</b>	<b>17:57:52.260</b>
5 -	2:17.352 (3)	1.970	77.81	18:00:09.612

P11 66 James CASWELL-COX				
LAP	LAP TIME	DIFF	MPH	TIME OF DAY
1 -	2:27.042	11.634	72.68	17:51:03.144
2 -	2:17.546	2.138	77.70	17:53:20.690
3 -	<b>2:15.408 (1)</b>		<b>78.93</b>	<b>17:55:36.098</b>
4 -	2:15.829 (2)	0.421	78.68	17:57:51.927
5 -	2:15.929 (3)	0.521	78.62	18:00:07.856

P12 32 Robin HOMEWOOD				
LAP	LAP TIME	DIFF	MPH	TIME OF DAY
1 -	2:29.551	13.356	71.46	17:51:04.650
2 -	2:18.723	2.528	77.04	17:53:23.373
3 -	2:17.849 (2)	1.654	77.53	17:55:41.222
4 -	<b>2:16.195 (1)</b>		<b>78.47</b>	<b>17:57:57.417</b>
5 -	2:18.625 (3)	2.430	77.10	18:00:16.042

P13 33 Carl JOHNSTONE				
LAP	LAP TIME	DIFF	MPH	TIME OF DAY
1 -	2:40.245	23.856	66.69	17:51:02.095
2 -	2:20.185	3.796	76.24	17:53:22.280
3 -	<b>2:16.389 (1)</b>		<b>78.36</b>	<b>17:55:38.669</b>
4 -	2:19.785 (3)	3.396	76.46	17:57:58.454
5 -	2:17.268 (2)	0.879	77.86	18:00:15.722

P14 9 Paul DAVIES				
LAP	LAP TIME	DIFF	MPH	TIME OF DAY
1 -	2:34.676	17.994	69.09	17:51:04.219
2 -	2:21.617	4.935	75.47	17:53:25.836
3 -	2:19.140 (3)	2.458	76.81	17:55:44.976
4 -	2:17.974 (2)	1.292	77.46	17:58:02.950
5 -	<b>2:16.682 (1)</b>		<b>78.19</b>	<b>18:00:19.632</b>

Weather / Track : Cloudy / Dry

Snetterton 300  
Circuit Length = 2.9689 miles  
Start: 17:48 Flag 18:00 End: 18:02

# BMCRC-MRO Championships 2013 - Snetterton 300 Rnd 5

## EDlasia Formula 400 inc Sub 64 & Rookies

### QUALIFYING 1 - LAP ANALYSIS

DIFF = Difference To Personal Best Lap

<b>P15 119 Robert ROUT</b>				
LAP	LAP TIME	DIFF	MPH	TIME OF DAY
1 -	2:37.319	20.399	67.93	17:51:14.577
2 -	2:22.056	5.136	75.23	17:53:36.633
3 -	2:18.974 (3)	2.054	76.90	17:55:55.607
4 -	2:18.045 (2)	1.125	77.42	17:58:13.652
5 -	<b>2:16.920 (1)</b>		<b>78.06</b>	<b>18:00:30.572</b>

<b>P16 52 Gary JARMAN</b>				
LAP	LAP TIME	DIFF	MPH	TIME OF DAY
1 -	2:35.182	18.167	68.87	17:50:55.357
2 -	2:19.897	2.882	76.39	17:53:15.254
3 -	2:19.132 (3)	2.117	76.81	17:55:34.386
4 -	<b>2:17.015 (1)</b>		<b>78.00</b>	<b>17:57:51.401</b>
5 -	2:18.361 (2)	1.346	77.24	18:00:09.762

<b>P17 68 Alan HUGHES</b>				
LAP	LAP TIME	DIFF	MPH	TIME OF DAY
1 -	2:35.537	16.576	68.71	17:51:06.513
2 -	2:24.961	6.000	73.73	17:53:31.474
3 -	2:21.568 (3)	2.607	75.49	17:55:53.042
4 -	2:20.728 (2)	1.767	75.94	17:58:13.770
5 -	<b>2:18.961 (1)</b>		<b>76.91</b>	<b>18:00:32.731</b>

<b>P18 57 Roy DEWHURST</b>				
LAP	LAP TIME	DIFF	MPH	TIME OF DAY
1 -	2:35.773	16.155	68.61	17:50:53.622
2 -	2:22.967	3.349	74.75	17:53:16.589
3 -	2:20.104 (2)	0.486	76.28	17:55:36.693
4 -	2:22.104 (3)	2.486	75.21	17:57:58.797
5 -	<b>2:19.618 (1)</b>		<b>76.55</b>	<b>18:00:18.415</b>

<b>P19 19 Patricia ROBERTS</b>				
LAP	LAP TIME	DIFF	MPH	TIME OF DAY
1 -	2:36.819	16.221	68.15	17:50:51.519
2 -	2:23.421 (3)	2.823	74.52	17:53:14.940
3 -	2:21.325 (2)	0.727	75.62	17:55:36.265
4 -	<b>2:20.598 (1)</b>		<b>76.01</b>	<b>17:57:56.863</b>
5 -	2:30.108	9.510	71.20	18:00:26.971

<b>P20 127 Adam GREEN</b>				
LAP	LAP TIME	DIFF	MPH	TIME OF DAY
1 -	2:34.811	14.204	69.03	17:50:51.170
2 -	2:23.128	2.521	74.67	17:53:14.298
3 -	2:21.395 (3)	0.788	75.59	17:55:35.693
4 -	2:21.394 (2)	0.787	75.59	17:57:57.087
5 -	<b>2:20.607 (1)</b>		<b>76.01</b>	<b>18:00:17.694</b>

<b>P21 135 Louise ROUT</b>				
LAP	LAP TIME	DIFF	MPH	TIME OF DAY
1 -	2:47.681	26.532	63.74	17:51:26.500
2 -	2:29.133	7.984	71.66	17:53:55.633
3 -	2:24.194 (3)	3.045	74.12	17:56:19.827
4 -	2:23.105 (2)	1.956	74.68	17:58:42.932
5 -	<b>2:21.149 (1)</b>		<b>75.72</b>	<b>18:01:04.081</b>

DIFF = Difference To Personal Best Lap

<b>P22 16 Matt BARBER</b>				
LAP	LAP TIME	DIFF	MPH	TIME OF DAY
1 -	2:32.891	10.586	69.90	17:51:31.375
2 -	2:26.584	4.279	72.91	17:53:57.959
3 -	2:24.612 (3)	2.307	73.90	17:56:22.571
4 -	2:22.543 (2)	0.238	74.98	17:58:45.114
5 -	<b>2:22.305 (1)</b>		<b>75.10</b>	<b>18:01:07.419</b>

<b>P23 47 Allan CLARK</b>				
LAP	LAP TIME	DIFF	MPH	TIME OF DAY
1 -	2:39.613	16.610	66.96	17:51:19.347
2 -	2:27.585	4.582	72.41	17:53:46.932
3 -	2:27.352 (3)	4.349	72.53	17:56:14.284
4 -	2:23.974 (2)	0.971	74.23	17:58:38.258
5 -	<b>2:23.003 (1)</b>		<b>74.74</b>	<b>18:01:01.261</b>

<b>P24 77 Ray PETTY</b>				
LAP	LAP TIME	DIFF	MPH	TIME OF DAY
1 -	2:35.465	12.266	68.74	17:50:54.766
2 -	<b>2:23.199 (1)</b>		<b>74.63</b>	<b>17:53:17.965</b>
3 -	2:32.836	9.637	69.93	17:55:50.801
4 -	2:24.069 (3)	0.870	74.18	17:58:14.870
5 -	2:23.334 (2)	0.135	74.56	18:00:38.204

<b>P25 55 Paul TOLAND</b>				
LAP	LAP TIME	DIFF	MPH	TIME OF DAY
1 -	2:37.714	14.128	67.76	17:50:55.504
2 -	2:24.095 (3)	0.509	74.17	17:53:19.599
3 -	2:25.622	2.036	73.39	17:55:45.221
4 -	2:23.912 (2)	0.326	74.26	17:58:09.133
5 -	<b>2:23.586 (1)</b>		<b>74.43</b>	<b>18:00:32.719</b>

<b>P26 38 Tom SAVILLE</b>				
LAP	LAP TIME	DIFF	MPH	TIME OF DAY
1 -	2:46.509	21.034	64.18	17:51:02.228
2 -	2:34.539	9.064	69.16	17:53:36.767
3 -	2:32.703 (3)	7.228	69.99	17:56:09.470
4 -	2:27.982 (2)	2.507	72.22	17:58:37.452
5 -	<b>2:25.475 (1)</b>		<b>73.47</b>	<b>18:01:02.927</b>

<b>P27 172 Len WHALIN</b>				
LAP	LAP TIME	DIFF	MPH	TIME OF DAY
1 -	2:39.971	13.441	66.81	17:51:25.864
2 -	2:26.577 (2)	0.047	72.91	17:53:52.441
3 -	<b>2:26.530 (1)</b>		<b>72.94</b>	<b>17:56:18.971</b>
4 -	2:26.684 (3)	0.154	72.86	17:58:45.655
5 -	2:28.774	2.244	71.84	18:01:14.429

<b>P28 58 Steve YOUNG</b>				
LAP	LAP TIME	DIFF	MPH	TIME OF DAY
1 -	2:37.851	11.074	67.70	17:51:19.329
2 -	<b>2:26.777 (1)</b>		<b>72.81</b>	<b>17:53:46.106</b>
3 -	2:28.598	1.821	71.92	17:56:14.704
4 -	2:28.544 (3)	1.767	71.95	17:58:43.248
5 -	2:28.161 (2)	1.384	72.13	18:01:11.409

Weather / Track : Cloudy / Dry

Snetterton 300  
Circuit Length = 2.9689 miles  
Start: 17:48 Flag 18:00 End: 18:02



# BMCRG-MRO Championships 2013 - Snetterton 300 Rnd 5

## EDlasia Formula 400 inc Sub 64 & Rookies

### QUALIFYING 1 - LAP ANALYSIS

DIFF = Difference To Personal Best Lap

<b>P29 63 Dan HARDY</b>				
LAP	LAP TIME	DIFF	MPH	TIME OF DAY
1 -	2:42.446	15.286	65.79	17:51:50.699
2 -	2:37.033	9.873	68.06	17:54:27.732
3 -	2:31.345 (3)	4.185	70.62	17:56:59.077
4 -	2:28.078 (2)	0.918	72.17	17:59:27.155
5 -	<b>2:27.160 (1)</b>		<b>72.62</b>	<b>18:01:54.315</b>

<b>P30 41 Paul BOWLING</b>				
LAP	LAP TIME	DIFF	MPH	TIME OF DAY
1 -	2:42.480	13.506	65.78	17:50:59.798
2 -	<b>2:28.974 (1)</b>		<b>71.74</b>	<b>17:53:28.772</b>
3 -	2:32.521	3.547	70.07	17:56:01.293
4 -	2:30.092 (3)	1.118	71.21	17:58:31.385
5 -	2:29.395 (2)	0.421	71.54	18:01:00.780

<b>P31 25 Grant WALDER</b>				
LAP	LAP TIME	DIFF	MPH	TIME OF DAY
1 -	2:46.057	16.835	64.36	17:51:16.195
2 -	2:35.618	6.396	68.68	17:53:51.813
3 -	2:32.885 (3)	3.663	69.90	17:56:24.698
4 -	2:29.675 (2)	0.453	71.40	17:58:54.373
5 -	<b>2:29.222 (1)</b>		<b>71.62</b>	<b>18:01:23.595</b>

<b>P32 6 Martin PEARSON</b>				
LAP	LAP TIME	DIFF	MPH	TIME OF DAY
1 -	2:48.744	17.112	63.33	17:51:00.713
2 -	2:36.221	4.589	68.41	17:53:36.934
3 -	2:33.159 (3)	1.527	69.78	17:56:10.093
4 -	2:32.615 (2)	0.983	70.03	17:58:42.708
5 -	<b>2:31.632 (1)</b>		<b>70.48</b>	<b>18:01:14.340</b>

<b>P33 88 Mark THOMPSON</b>				
LAP	LAP TIME	DIFF	MPH	TIME OF DAY
1 -	3:02.852	7.795	58.45	17:51:18.747
2 -	2:56.593 (3)	1.536	60.52	17:54:15.340
3 -	2:55.076 (2)	0.019	61.04	17:57:10.416
4 -	<b>2:55.057 (1)</b>		<b>61.05</b>	<b>18:00:05.473</b>

<b>P34 59 Danielle COOPER</b>				
LAP	LAP TIME	DIFF	MPH	TIME OF DAY
1 -	2:59.819	1.185	59.43	17:51:31.931
2 -	3:00.424 (3)	1.790	59.23	17:54:32.355
3 -	3:00.003 (2)	1.369	59.37	17:57:32.358
4 -	<b>2:58.634 (1)</b>		<b>59.83</b>	<b>18:00:30.992</b>

<b>P35 45 Colin MARTIN</b>				
LAP	LAP TIME	DIFF	MPH	TIME OF DAY
1 -	2:29.190		71.64	17:51:01.750

Weather / Track : Cloudy / Dry

# BMCRC-MRO Championships 2013 - Snetterton 300 Rnd 5

## EDlasia Formula 400 inc Sub 64 & Rookies

### QUALIFYING 2 - CLASSIFICATION



POS	NO	CL	PIC NAME	ENTRY	TIME	ON	LAPS	GAP	DIFF	MPH
1	45		1 Colin MARTIN	Kawasaki - David Simon Tuning	2:31.470	3	3			70.56
2	72		2 Andrew GILL	Kawasaki -	2:36.520	2	2	5.050	5.050	68.28
3	145	S	1 Peter MOORE	Yamaha - Curphs Cuttings	2:48.313	4	5	16.843	11.793	63.50
4	27		3 Wes SMITH	Kawasaki -	2:52.356	5	5	20.886	4.043	62.01
5	90		2 Mark ELLERAY	Yamaha - Abbot Solutions	3:04.860	4	4	33.390	12.504	57.81
6	69		1 Richard SAWYER	Yamaha - Rickarl/Graphix Bank/HMT	3:09.407	5	5	37.937	4.547	56.42
7	40		4 Michael BLAKE	Kawasaki -	3:17.660	2	2	46.190	8.253	54.07
8	14	S	4 Gary SMITH	Kawasaki - SDC Performance	3:19.974	4	4	48.504	2.314	53.44
9	87		5 Peter HIGGINS	Kawasaki -	3:59.954	1	2	1:28.484	39.980	44.54

GRIDS TO BE BASED ON ALTERNATE POSITIONS FROM EACH QUALIFYING AS PER FINAL INSTRUCTIONS

Weather / Track : Rain / Wet

These results are provisional until the conclusion of any judicial and technical matters.

Snetterton 300

Circuit Length = 2.9689 miles

Start: 08:59 Flag 09:14 End: 09:17

Clerk Of Course :		Timekeeper :
-------------------	--	--------------

Results can be found at [www.tsl-timing.com](http://www.tsl-timing.com)

Printed - 09:30 Saturday, 22 June 2013



# BMCRG-MRO Championships 2013 - Snetterton 300 Rnd 5

## EDlasia Formula 400 inc Sub 64 & Rookies

### QUALIFYING 2 - LAP ANALYSIS

DIFF = Difference To Personal Best Lap

<b>P1 45 Colin MARTIN</b>				
LAP	LAP TIME	DIFF	MPH	TIME OF DAY
1 -	2:44.277 (3)	12.807	65.06	09:02:38.291
2 -	2:33.690 (2)	2.220	69.54	09:05:11.981
3 -	<b>2:31.470 (1)</b>		<b>70.56</b>	<b>09:07:43.451</b>

<b>P2 72 Andrew GILL</b>				
LAP	LAP TIME	DIFF	MPH	TIME OF DAY
1 -	2:49.071 (2)	12.551	63.21	09:02:44.427
2 -	<b>2:36.520 (1)</b>		<b>68.28</b>	<b>09:05:20.947</b>

<b>P3 145 Peter MOORE</b>				
LAP	LAP TIME	DIFF	MPH	TIME OF DAY
1 -	3:16.130	27.817	54.49	09:03:11.572
2 -	2:59.632	11.319	59.49	09:06:11.204
3 -	2:54.271 (3)	5.958	61.33	09:09:05.475
4 -	<b>2:48.313 (1)</b>		<b>63.50</b>	<b>09:11:53.788</b>
5 -	2:49.749 (2)	1.436	62.96	09:14:43.537

<b>P4 27 Wes SMITH</b>				
LAP	LAP TIME	DIFF	MPH	TIME OF DAY
1 -	3:03.879	11.523	58.12	09:03:01.416
2 -	2:54.931 (2)	2.575	61.09	09:05:56.347
3 -	2:56.691 (3)	4.335	60.49	09:08:53.038
4 -	2:57.199	4.843	60.31	09:11:50.237
5 -	<b>2:52.356 (1)</b>		<b>62.01</b>	<b>09:14:42.593</b>

<b>P5 90 Mark ELLERAY</b>				
LAP	LAP TIME	DIFF	MPH	TIME OF DAY
1 -	3:27.057	22.197	51.61	09:03:29.481
2 -	3:04.892 (2)	0.032	57.80	09:06:34.373
3 -	3:09.637 (3)	4.777	56.36	09:09:44.010
4 -	<b>3:04.860 (1)</b>		<b>57.81</b>	<b>09:12:48.870</b>

<b>P6 69 Richard SAWYER</b>				
LAP	LAP TIME	DIFF	MPH	TIME OF DAY
1 -	3:31.889	22.482	50.44	09:03:39.270
2 -	3:24.624	15.217	52.23	09:07:03.894
3 -	3:22.356 (3)	12.949	52.81	09:10:26.250
4 -	3:19.535 (2)	10.128	53.56	09:13:45.785
5 -	<b>3:09.407 (1)</b>		<b>56.42</b>	<b>09:16:55.192</b>

<b>P7 40 Michael BLAKE</b>				
LAP	LAP TIME	DIFF	MPH	TIME OF DAY
1 -	3:33.583 (2)	15.923	50.04	09:05:02.413
2 -	<b>3:17.660 (1)</b>		<b>54.07</b>	<b>09:08:20.073</b>

<b>P8 14 Gary SMITH</b>				
LAP	LAP TIME	DIFF	MPH	TIME OF DAY
1 -	3:35.799	15.825	49.52	09:03:39.029
2 -	3:20.263 (2)	0.289	53.37	09:06:59.292
3 -	3:23.495 (3)	3.521	52.52	09:10:22.787
4 -	<b>3:19.974 (1)</b>		<b>53.44</b>	<b>09:13:42.761</b>

<b>P9 87 Peter HIGGINS</b>				
LAP	LAP TIME	DIFF	MPH	TIME OF DAY

DIFF = Difference To Personal Best Lap

1 -	<b>3:59.954 (1)</b>		<b>44.54</b>	<b>09:05:30.452</b>
2 -	4:13.470 (2)	13.516	42.16	09:09:43.922

Weather / Track : Rain / Wet

Results can be found at [www.tsl-timing.com](http://www.tsl-timing.com)

Snetterton 300  
Circuit Length = 2.9689 miles  
Start: 08:59 Flag 09:14 End: 09:17

Printed - 09:34 Saturday, 22 June 2013

# BMCRC-MRO Championships 2013 - Snetterton 300 Rnd 5

## EDlasia Formula 400 inc Sub 64 & Rookies

### RACE 8 - GRID



ROW 11	43	59 Danielle COOPER	42	88 Mark THOMPSON	41	6 Martin PEARSON		
ROW 10	40	25 Grant WALDER	39	41 Paul BOWLING	38	63 Dan HARDY	37	58 Steve YOUNG
ROW 9	36	172 Len WHALIN	35	38 Tom SAVILLE	34	55 Paul TOLAND	33	77 Ray PETTY
ROW 8	32	47 Allan CLARK	31	16 Matt BARBER	30	135 Louise ROUT	29	127 Adam GREEN
ROW 7	28	19 Patricia ROBERTS	27	57 Roy DEWHURST	26	68 Alan HUGHES	25	52 Gary JARMAN
ROW 6	24	119 Robert ROUT	23	9 Paul DAVIES	22	33 Carl JOHNSTONE	21	32 Robin HOMEWOOD
ROW 5	20	66 James CASWELL-COX	19	73 Stephen BORN	18	87 Peter HIGGINS	17	50 Graham HIGLETT
ROW 4	16	14 Gary SMITH	15	21 Alan WATSON	14	40 Michael BLAKE	13	35 Daniel INGHAM
ROW 3	12	69 Richard SAWYER	11	3 Paul ELLERKER	10	90 Mark ELLERAY	9	71 Daniel ANDERSON
ROW 2	8	27 Wes SMITH	7	4 Chris CAMPS	6	145 Peter MOORE	5	99 Francesco CAVALLI
ROW 1	4	72 Andrew GILL	3	48 Richie WELSH	2	45 Colin MARTIN	1	11 Daniel RUTH

**Pole**

Snetterton 300  
Circuit Length = 2.9689 miles

These results are provisional until the conclusion of any judicial and technical matters.

Clerk Of Course :	Timekeeper :
-------------------	--------------

Results can be found at [www.tsl-timing.com](http://www.tsl-timing.com)

Printed - 10:25 Saturday, 22 June 2013



# BMCRC-MRO Championships 2013 - Snetterton 300 Rnd 5

## EDlasia Formula 400 inc Sub 64 & Rookies

### RACE 8 - CLASSIFICATION



POS	NO	CL	PIC NAME	R	ENTRY	LAPS	TIME	GAP	DIFF	MPH	BEST	ON
1	4		1 Chris CAMPS		Kawasaki - thesportsinjuryclinic.org	5	12:10.490			73.15	2:23.469	2
2	21		2 Alan WATSON		Kawasaki - Baker Racing	5	12:33.724	23.234	23.234	70.90	2:25.435	5
3	66	S	1 James CASWELL-COX		Honda - David Simon/Sussex Rolling Road	5	12:33.728	23.238	0.004	70.90	2:27.978	3
4	99		3 Francesco CAVALLI		Honda - Motoeng.com	5	12:36.210	25.720	2.482	70.66	2:27.118	5
5	33	S	2 Carl JOHNSTONE		Yamaha - BB Plastics	5	12:41.565	31.075	5.355	70.17	2:26.952	3
6	48 *		4 Richie WELSH		Yamaha - Peter Flemming	5	12:43.112	32.622	1.547	70.02	2:30.291	2
7	119	S	3 Robert ROUT		Kawasaki -	5	13:03.633	53.143	20.521	68.19	2:34.563	4
8	50	S	4 Graham HIGLETT		Kawasaki - Face to Face Finance	5	13:04.116	53.626	0.483	68.15	2:33.491	3
9	57		5 Roy DEWHURST		Kawasaki - Dawn	5	13:10.851	1:00.361	6.735	67.57	2:33.024	4
10	52		6 Gary JARMAN		Kawasaki -	5	13:11.075	1:00.585	0.224	67.55	2:35.503	3
11	72		7 Andrew GILL		Kawasaki -	5	13:35.070	1:24.580	23.995	65.56	2:40.074	4
12	135	S	5 Louise ROUT		Kawasaki -	5	13:35.570	1:25.080	0.500	65.52	2:37.882	5
13	71		8 Daniel ANDERSON		Kawasaki -	5	13:39.314	1:28.824	3.744	65.22	2:39.254	5
14	127	S	6 Adam GREEN	R	Kawasaki - RAFMSA	5	13:39.822	1:29.332	0.508	65.18	2:37.887	4
15	77		9 Ray PETTY		Kawasaki -	5	13:59.796	1:49.306	19.974	63.63	2:43.196	2
16	47		10 Allan CLARK		Kawasaki -	5	14:00.212	1:49.722	0.416	63.60	2:44.372	4
17	19	S	7 Patricia ROBERTS	R	Kawasaki - Mark Jordan	5	14:05.932	1:55.442	5.720	63.17	2:40.116	5
18	54		11 Eric GORRIDGE		Kawasaki -	5	14:06.574	1:56.084	0.642	63.12	2:42.801	5
19	16	S	8 Matt BARBER	R	Yamaha - Wave Developments	5	14:08.224	1:57.734	1.650	63.00	2:42.294	5
20	25	S	9 Grant WALDER		Kawasaki - Fins M/C's	5	14:08.493	1:58.003	0.269	62.98	2:42.725	5
21	58		12 Steve YOUNG		Kawasaki - Cadmatic	5	14:12.446	2:01.956	3.953	62.69	2:40.283	5
22	27		13 Wes SMITH		Kawasaki -	5	14:20.012	2:09.522	7.566	62.13	2:47.188	5
23	38		14 Tom SAVILLE		Kawasaki - Sabre Engineering	5	14:35.425	2:24.935	15.413	61.04	2:46.949	5
24	69	S	10 Richard SAWYER		Yamaha - Rickarl/Graphix Bank/HMT	5	14:43.459	2:32.969	8.034	60.48	2:53.262	3
25	168	S	11 Marek WIECKOWSKI		Honda - B&C Racing	4	12:23.209	1 Lap	1 Lap	57.52	3:00.585	3
26	59	S	12 Danielle COOPER	R	Kawasaki -	4	13:06.285	1 Lap	43.076	54.37	3:11.515	4
27	88		15 Mark THOMPSON	R	Yamaha -	4	13:35.721	1 Lap	29.436	52.41	3:18.908	3

#### NOT CLASSIFIED

DNF	68	S	Alan HUGHES	R	Kawasaki -	4	10:36.099	1 Lap		67.21	2:34.154	4
DNF	63		Dan HARDY	R	Kawasaki -	4	11:49.004	1 Lap	1:12.905	60.29	2:53.291	3
DNF	73		Stephen BORN		Kawasaki -	3	7:44.934	2 Laps	1 Lap	68.96	2:27.196	3
DNF	9		Paul DAVIES	R	Kawasaki - LJ Racing	3	8:38.644	2 Laps	53.710	61.82	2:50.916	2
DNF	90	S	Mark ELLERAY		Yamaha - Abbot Solutions	3	9:09.319	2 Laps	30.675	58.37	2:55.582	3
DNF	11		Daniel RUTH		Kawasaki -	2	5:04.669	3 Laps	1 Lap	70.16	2:28.487	2
DNF	32	S	Robin HOMEWOOD		Honda -	2	5:40.560	3 Laps	35.891	62.76	2:49.003	2
DNF	35		Daniel INGHAM		Honda - Oadby M/Cycles	1	2:36.042	4 Laps	1 Lap	68.49	2:36.042	1
DNF	55	S	Paul TOLAND		Yamaha - GP Racing	1	3:31.524	4 Laps	55.482	50.52	3:31.524	1
DNF	3		Paul ELLERKER		Kawasaki -	0						
DNF	45		Colin MARTIN		Kawasaki - David Simon Tuning	0						
DNF	14	S	Gary SMITH		Kawasaki - SDC Performance	0						

#### FASTEST LAP

4	Chris CAMPS	Kawasaki - thesportsinjuryclinic.org	2	2:23.469	74.49 mph	119.89 kph
33	S Carl JOHNSTONE	Yamaha - BB Plastics	3	2:26.952	72.73 mph	117.05 kph

\*Bike 48 - No working transponder

Snetterton 300

Circuit Length = 2.9689 miles

Start: 14:20 Flag 14:32 End: 14:35

Weather / Track : Cloudy / Wet

These results are provisional until the conclusion of any judicial and technical matters.

Clerk Of Course :	Timekeeper :
-------------------	--------------

Results can be found at [www.tsl-timing.com](http://www.tsl-timing.com)

Printed - 16:44 Saturday, 22 June 2013



# BMCRC-MRO Championships 2013 - Snetterton 300 Rnd 5

## EDlasia Formula 400 inc Sub 64 & Rookies

### RACE 8 - LAP CHART

LAP 1		
NO	BEHIND	LAP TIME

4		2:28.520
35	7.522	2:36.042
66	7.533	2:36.053
11	7.662	2:36.182
48	10.183	2:38.703
21	11.580	2:40.100
99	13.464	2:41.984
72	14.461	2:42.981
119	14.573	2:43.093
73	15.882	2:44.402
33	16.834	2:45.354
50	17.086	2:45.606
52	18.271	2:46.791
68	19.547	2:48.067
32	23.037	2:51.557
9	23.741	2:52.261
57	23.819	2:52.339
71	25.727	2:54.247
135	27.230	2:55.750
127	29.533	2:58.053
47	31.234	2:59.754
16	31.295	2:59.815
77	31.572	3:00.092
27	31.906	3:00.426
25	36.362	3:04.882
63	36.839	3:05.359
69	37.689	3:06.209
19	38.208	3:06.728
54	38.285	3:06.805
58	38.978	3:07.498
38	39.619	3:08.139
90	45.256	3:13.776
168	48.536	3:17.056
59	56.825	3:25.345
55	1:03.004	3:31.524
88	1:07.030	3:35.550

LAP 2		
NO	BEHIND	LAP TIME

4		2:23.469
11	12.680	2:28.487
66	12.932	2:28.868
48	17.005	2:30.291
21	17.842	2:29.731
99	20.074	2:30.079
33	25.518	2:32.153
73	25.749	2:33.336
119	26.067	2:34.963
50	27.992	2:34.375
52	31.284	2:36.482
68	35.445	2:39.367
57	37.342	2:36.992
72	42.174	2:51.182
135	46.947	2:43.186
32	48.571	2:49.003
71	48.646	2:46.388
127	49.012	2:42.948
9	51.188	2:50.916
77	51.299	2:43.196
47	53.011	2:45.246
16	58.052	2:50.226
27	59.626	2:51.189

25	1:00.766	2:47.873
54	1:04.290	2:49.474
19	1:07.184	2:52.445
63	1:07.381	2:54.011
69	1:07.990	2:53.770
58	1:08.523	2:53.014
38	1:12.536	2:56.386
90	1:21.748	2:59.961
168	1:27.528	3:02.461
59	1:47.690	3:14.334
88	2:04.928	3:21.367

LAP 3		
NO	BEHIND	LAP TIME

4		2:24.562
66	16.348	2:27.978
21	23.498	2:30.218
48	23.766	2:31.323
99	24.435	2:28.923
33	27.908	2:26.952
73	28.383	2:27.196
50	36.921	2:33.491
119	37.154	2:35.649
52	42.225	2:35.503
68	45.394	2:34.511
57	46.603	2:33.823
72	58.053	2:40.441
135	1:01.748	2:39.363
71	1:03.825	2:39.741
127	1:04.359	2:39.909
77	1:12.274	2:45.537
47	1:14.317	2:45.868
16	1:21.115	2:47.625
9	1:22.093	2:55.467
25	1:22.194	2:45.990
54	1:23.032	2:43.304
27	1:26.951	2:51.887
19	1:27.271	2:44.649
58	1:33.322	2:49.361
63	1:36.110	2:53.291
69	1:36.690	2:53.262
38	1:40.422	2:52.448
90	1:52.768	2:55.582
168	2:03.551	3:00.585

LAP 4		
NO	BEHIND	LAP TIME

4		2:25.601
59	1 Lap	3:15.091
66	19.479	2:28.732
21	26.137	2:28.240
99	26.940	2:28.106
48	29.491	2:31.326
33	29.781	2:27.474
88	1 Lap	3:18.908
50	45.152	2:33.832
119	46.116	2:34.563
52	52.608	2:35.984
68	53.947	2:34.154
57	54.026	2:33.024
72	1:12.526	2:40.074
135	1:15.536	2:39.389
127	1:16.645	2:37.887
71	1:17.908	2:39.684

47	1:33.088	2:44.372
77	1:33.180	2:46.507
54	1:41.621	2:44.190
25	1:43.616	2:47.023
19	1:43.664	2:41.994
16	1:43.778	2:48.264
58	1:50.011	2:42.290
27	1:50.672	2:49.322
38	2:06.324	2:51.503
63	2:06.852	2:56.343
69	2:08.004	2:56.915

LAP 5		
NO	BEHIND	LAP TIME

4		2:28.338
168	1 Lap	3:03.107
66	23.228	2:32.087
21	23.234	2:25.435
99	25.720	2:27.118
33	31.075	2:29.632
48	32.622	2:31.469
119	53.143	2:35.365
50	53.626	2:36.812
59	1 Lap	3:11.515
57	1:00.361	2:34.673
52	1:00.585	2:36.315
72	1:24.580	2:40.392
135	1:25.080	2:37.882
88	1 Lap	3:19.896
71	1:28.824	2:39.254
127	1:29.332	2:41.025
77	1:49.306	2:44.464
47	1:49.722	2:44.972
19	1:55.442	2:40.116
54	1:56.084	2:42.801
16	1:57.734	2:42.294
25	1:58.003	2:42.725
58	2:01.956	2:40.283
27	2:09.522	2:47.188
38	2:24.935	2:46.949
69	2:32.969	2:53.303

Weather / Track : Cloudy / Wet

Results can be found at [www.tsl-timing.com](http://www.tsl-timing.com)

Snetterton 300  
Circuit Length = 2.9689 miles  
Start: 14:20 Flag 14:32 End: 14:35

Printed - 14:37 Saturday, 22 June 2013

# BMCRC-MRO Championships 2013 - Snetterton 300 Rnd 5

## EDlasia Formula 400 inc Sub 64 & Rookies

### RACE 8 - LAP ANALYSIS

DIFF = Difference To Personal Best Lap

P1 4 Chris CAMPS				
LAP	LAP TIME	DIFF	MPH	TIME OF DAY
1 -	2:28.520	5.051	71.96	14:22:49.246
2 -	<b>2:23.469 (1)</b>		<b>74.49</b>	<b>14:25:12.715</b>
3 -	2:24.562 (2)	1.093	73.93	14:27:37.277
4 -	2:25.601 (3)	2.132	73.40	14:30:02.878
5 -	2:28.338	4.869	72.05	14:32:31.216

P2 21 Alan WATSON				
LAP	LAP TIME	DIFF	MPH	TIME OF DAY
1 -	2:40.100	14.665	66.75	14:23:00.826
2 -	2:29.731 (3)	4.296	71.38	14:25:30.557
3 -	2:30.218	4.783	71.15	14:28:00.775
4 -	2:28.240 (2)	2.805	72.09	14:30:29.015
5 -	<b>2:25.435 (1)</b>		<b>73.49</b>	<b>14:32:54.450</b>

P3 66 James CASWELL-COX				
LAP	LAP TIME	DIFF	MPH	TIME OF DAY
1 -	2:36.053	8.075	68.48	14:22:56.779
2 -	2:28.868 (3)	0.890	71.79	14:25:25.647
3 -	<b>2:27.978 (1)</b>		<b>72.22</b>	<b>14:27:53.625</b>
4 -	2:28.732 (2)	0.754	71.86	14:30:22.357
5 -	2:32.087	4.109	70.27	14:32:54.444

P4 99 Francesco CAVALLI				
LAP	LAP TIME	DIFF	MPH	TIME OF DAY
1 -	2:41.984	14.866	65.98	14:23:02.710
2 -	2:30.079	2.961	71.21	14:25:32.789
3 -	2:28.923 (3)	1.805	71.76	14:28:01.712
4 -	2:28.106 (2)	0.988	72.16	14:30:29.818
5 -	<b>2:27.118 (1)</b>		<b>72.64</b>	<b>14:32:56.936</b>

P5 33 Carl JOHNSTONE				
LAP	LAP TIME	DIFF	MPH	TIME OF DAY
1 -	2:45.354	18.402	64.63	14:23:06.080
2 -	2:32.153	5.201	70.24	14:25:38.233
3 -	<b>2:26.952 (1)</b>		<b>72.73</b>	<b>14:28:05.185</b>
4 -	2:27.474 (2)	0.522	72.47	14:30:32.659
5 -	2:29.632 (3)	2.680	71.42	14:33:02.291

P6 48 Richie WELSH				
LAP	LAP TIME	DIFF	MPH	TIME OF DAY
1 -	2:38.703	8.412	67.34	14:22:59.429
2 -	<b>2:30.291 (1)</b>		<b>71.11</b>	<b>14:25:29.720</b>
3 -	2:31.323 (2)	1.032	70.63	14:28:01.043
4 -	2:31.326 (3)	1.035	70.62	14:30:32.369
5 -	2:31.469	1.178	70.56	14:33:03.838

P7 119 Robert ROUT				
LAP	LAP TIME	DIFF	MPH	TIME OF DAY
1 -	2:43.093	8.530	65.53	14:23:03.819
2 -	2:34.963 (2)	0.400	68.97	14:25:38.782
3 -	2:35.649	1.086	68.66	14:28:14.431
4 -	<b>2:34.563 (1)</b>		<b>69.15</b>	<b>14:30:48.994</b>
5 -	2:35.365 (3)	0.802	68.79	14:33:24.359

DIFF = Difference To Personal Best Lap

P8 50 Graham HIGLETT				
LAP	LAP TIME	DIFF	MPH	TIME OF DAY
1 -	2:45.606	12.115	64.53	14:23:06.332
2 -	2:34.375 (3)	0.884	69.23	14:25:40.707
3 -	<b>2:33.491 (1)</b>		<b>69.63</b>	<b>14:28:14.198</b>
4 -	2:33.832 (2)	0.341	69.47	14:30:48.030
5 -	2:36.812	3.321	68.15	14:33:24.842

P9 57 Roy DEWHURST				
LAP	LAP TIME	DIFF	MPH	TIME OF DAY
1 -	2:52.339	19.315	62.01	14:23:13.065
2 -	2:36.992	3.968	68.08	14:25:50.057
3 -	2:33.823 (2)	0.799	69.48	14:28:23.880
4 -	<b>2:33.024 (1)</b>		<b>69.84</b>	<b>14:30:56.904</b>
5 -	2:34.673 (3)	1.649	69.10	14:33:31.577

P10 52 Gary JARMAN				
LAP	LAP TIME	DIFF	MPH	TIME OF DAY
1 -	2:46.791	11.288	64.08	14:23:07.517
2 -	2:36.482	0.979	68.30	14:25:43.999
3 -	<b>2:35.503 (1)</b>		<b>68.73</b>	<b>14:28:19.502</b>
4 -	2:35.984 (2)	0.481	68.52	14:30:55.486
5 -	2:36.315 (3)	0.812	68.37	14:33:31.801

P11 72 Andrew GILL				
LAP	LAP TIME	DIFF	MPH	TIME OF DAY
1 -	2:42.981	2.907	65.57	14:23:03.707
2 -	2:51.182	11.108	62.43	14:25:54.889
3 -	2:40.441 (3)	0.367	66.61	14:28:35.330
4 -	<b>2:40.074 (1)</b>		<b>66.76</b>	<b>14:31:15.404</b>
5 -	2:40.392 (2)	0.318	66.63	14:33:55.796

P12 135 Louise ROUT				
LAP	LAP TIME	DIFF	MPH	TIME OF DAY
1 -	2:55.750	17.868	60.81	14:23:16.476
2 -	2:43.186	5.304	65.49	14:25:59.662
3 -	2:39.363 (2)	1.481	67.06	14:28:39.025
4 -	2:39.389 (3)	1.507	67.05	14:31:18.414
5 -	<b>2:37.882 (1)</b>		<b>67.69</b>	<b>14:33:56.296</b>

P13 71 Daniel ANDERSON				
LAP	LAP TIME	DIFF	MPH	TIME OF DAY
1 -	2:54.247	14.993	61.33	14:23:14.973
2 -	2:46.388	7.134	64.23	14:26:01.361
3 -	2:39.741 (3)	0.487	66.90	14:28:41.102
4 -	2:39.684 (2)	0.430	66.93	14:31:20.786
5 -	<b>2:39.254 (1)</b>		<b>67.11</b>	<b>14:34:00.040</b>

P14 127 Adam GREEN				
LAP	LAP TIME	DIFF	MPH	TIME OF DAY
1 -	2:58.053	20.166	60.02	14:23:18.779
2 -	2:42.948	5.061	65.59	14:26:01.727
3 -	2:39.909 (2)	2.022	66.83	14:28:41.636
4 -	<b>2:37.887 (1)</b>		<b>67.69</b>	<b>14:31:19.523</b>
5 -	2:41.025 (3)	3.138	66.37	14:34:00.548

Weather / Track : Cloudy / Wet

Snetterton 300  
Circuit Length = 2.9689 miles  
Start: 14:20 Flag 14:32 End: 14:35

# BMCRC-MRO Championships 2013 - Snetterton 300 Rnd 5

## EDlasia Formula 400 inc Sub 64 & Rookies

### RACE 8 - LAP ANALYSIS

DIFF = Difference To Personal Best Lap

P15 77 Ray PETTY				
LAP	LAP TIME	DIFF	MPH	TIME OF DAY
1 -	3:00.092	16.896	59.34	14:23:20.818
2 -	<b>2:43.196 (1)</b>		<b>65.49</b>	<b>14:26:04.014</b>
3 -	2:45.537 (3)	2.341	64.56	14:28:49.551
4 -	2:46.507	3.311	64.18	14:31:36.058
5 -	2:44.464 (2)	1.268	64.98	14:34:20.522

P16 47 Allan CLARK				
LAP	LAP TIME	DIFF	MPH	TIME OF DAY
1 -	2:59.754	15.382	59.45	14:23:20.480
2 -	2:45.246 (3)	0.874	64.67	14:26:05.726
3 -	2:45.868	1.496	64.43	14:28:51.594
4 -	<b>2:44.372 (1)</b>		<b>65.02</b>	<b>14:31:35.966</b>
5 -	2:44.972 (2)	0.600	64.78	14:34:20.938

P17 19 Patricia ROBERTS				
LAP	LAP TIME	DIFF	MPH	TIME OF DAY
1 -	3:06.728	26.612	57.23	14:23:27.454
2 -	2:52.445	12.329	61.97	14:26:19.899
3 -	2:44.649 (3)	4.533	64.91	14:29:04.548
4 -	2:41.994 (2)	1.878	65.97	14:31:46.542
5 -	<b>2:40.116 (1)</b>		<b>66.75</b>	<b>14:34:26.658</b>

P18 54 Eric GORRIDGE				
LAP	LAP TIME	DIFF	MPH	TIME OF DAY
1 -	3:06.805	24.004	57.21	14:23:27.531
2 -	2:49.474	6.673	63.06	14:26:17.005
3 -	2:43.304 (2)	0.503	65.44	14:29:00.309
4 -	2:44.190 (3)	1.389	65.09	14:31:44.499
5 -	<b>2:42.801 (1)</b>		<b>65.65</b>	<b>14:34:27.300</b>

P19 16 Matt BARBER				
LAP	LAP TIME	DIFF	MPH	TIME OF DAY
1 -	2:59.815	17.521	59.43	14:23:20.541
2 -	2:50.226	7.932	62.78	14:26:10.767
3 -	2:47.625 (2)	5.331	63.76	14:28:58.392
4 -	2:48.264 (3)	5.970	63.51	14:31:46.656
5 -	<b>2:42.294 (1)</b>		<b>65.85</b>	<b>14:34:28.950</b>

P20 25 Grant WALDER				
LAP	LAP TIME	DIFF	MPH	TIME OF DAY
1 -	3:04.882	22.157	57.81	14:23:25.608
2 -	2:47.873	5.148	63.66	14:26:13.481
3 -	2:45.990 (2)	3.265	64.38	14:28:59.471
4 -	2:47.023 (3)	4.298	63.99	14:31:46.494
5 -	<b>2:42.725 (1)</b>		<b>65.68</b>	<b>14:34:29.219</b>

P21 58 Steve YOUNG				
LAP	LAP TIME	DIFF	MPH	TIME OF DAY
1 -	3:07.498	27.215	57.00	14:23:28.224
2 -	2:53.014	12.731	61.77	14:26:21.238
3 -	2:49.361 (3)	9.078	63.10	14:29:10.599
4 -	2:42.290 (2)	2.007	65.85	14:31:52.889
5 -	<b>2:40.283 (1)</b>		<b>66.68</b>	<b>14:34:33.172</b>

DIFF = Difference To Personal Best Lap

P22 27 Wes SMITH				
LAP	LAP TIME	DIFF	MPH	TIME OF DAY
1 -	3:00.426	13.238	59.23	14:23:21.152
2 -	2:51.189 (3)	4.001	62.43	14:26:12.341
3 -	2:51.887	4.699	62.18	14:29:04.228
4 -	2:49.322 (2)	2.134	63.12	14:31:53.550
5 -	<b>2:47.188 (1)</b>		<b>63.92</b>	<b>14:34:40.738</b>

P23 38 Tom SAVILLE				
LAP	LAP TIME	DIFF	MPH	TIME OF DAY
1 -	3:08.139	21.190	56.80	14:23:28.865
2 -	2:56.386	9.437	60.59	14:26:25.251
3 -	2:52.448 (3)	5.499	61.97	14:29:17.699
4 -	2:51.503 (2)	4.554	62.32	14:32:09.202
5 -	<b>2:46.949 (1)</b>		<b>64.02</b>	<b>14:34:56.151</b>

P24 69 Richard SAWYER				
LAP	LAP TIME	DIFF	MPH	TIME OF DAY
1 -	3:06.209	12.947	57.39	14:23:26.935
2 -	2:53.770 (3)	0.508	61.50	14:26:20.705
3 -	<b>2:53.262 (1)</b>		<b>61.68</b>	<b>14:29:13.967</b>
4 -	2:56.915	3.653	60.41	14:32:10.882
5 -	2:53.303 (2)	0.041	61.67	14:35:04.185

P25 168 Marek WIECKOWSKI				
LAP	LAP TIME	DIFF	MPH	TIME OF DAY
1 -	3:17.056	16.471	54.23	14:23:37.782
2 -	3:02.461 (2)	1.876	58.57	14:26:40.243
3 -	<b>3:00.585 (1)</b>		<b>59.18</b>	<b>14:29:40.828</b>
4 -	3:03.107 (3)	2.522	58.37	14:32:43.935

P26 59 Danielle COOPER				
LAP	LAP TIME	DIFF	MPH	TIME OF DAY
1 -	3:25.345	13.830	52.04	14:23:46.071
2 -	3:14.334 (2)	2.819	54.99	14:27:00.405
3 -	3:15.091 (3)	3.576	54.78	14:30:15.496
4 -	<b>3:11.515 (1)</b>		<b>55.80</b>	<b>14:33:27.011</b>

P27 88 Mark THOMPSON				
LAP	LAP TIME	DIFF	MPH	TIME OF DAY
1 -	3:35.550	16.642	49.58	14:23:56.276
2 -	3:21.367 (3)	2.459	53.07	14:27:17.643
3 -	<b>3:18.908 (1)</b>		<b>53.73</b>	<b>14:30:36.551</b>
4 -	3:19.896 (2)	0.988	53.46	14:33:56.447

P28 68 Alan HUGHES				
LAP	LAP TIME	DIFF	MPH	TIME OF DAY
1 -	2:48.067	13.913	63.59	14:23:08.793
2 -	2:39.367 (3)	5.213	67.06	14:25:48.160
3 -	2:34.511 (2)	0.357	69.17	14:28:22.671
4 -	<b>2:34.154 (1)</b>		<b>69.33</b>	<b>14:30:56.825</b>

P29 63 Dan HARDY				
LAP	LAP TIME	DIFF	MPH	TIME OF DAY
1 -	3:05.359	12.068	57.66	14:23:26.085
2 -	2:54.011 (2)	0.720	61.42	14:26:20.096
3 -	<b>2:53.291 (1)</b>		<b>61.67</b>	<b>14:29:13.387</b>

Weather / Track : Cloudy / Wet



# BMCRC-MRO Championships 2013 - Snetterton 300 Rnd 5

## EDlasia Formula 400 inc Sub 64 & Rookies

### RACE 8 - LAP ANALYSIS

DIFF = Difference To Personal Best Lap

4 - 2:56.343 (3) 3.052 60.60 14:32:09.730

<b>P30 73 Stephen BORN</b>				
LAP	LAP TIME	DIFF	MPH	TIME OF DAY
1 -	2:44.402 (3)	17.206	65.01	14:23:05.128
2 -	2:33.336 (2)	6.140	69.70	14:25:38.464
3 -	<b>2:27.196 (1)</b>		<b>72.61</b>	<b>14:28:05.660</b>

<b>P31 9 Paul DAVIES</b>				
LAP	LAP TIME	DIFF	MPH	TIME OF DAY
1 -	2:52.261 (2)	1.345	62.04	14:23:12.987
2 -	<b>2:50.916 (1)</b>		<b>62.53</b>	<b>14:26:03.903</b>
3 -	2:55.467 (3)	4.551	60.91	14:28:59.370

<b>P32 90 Mark ELLERAY</b>				
LAP	LAP TIME	DIFF	MPH	TIME OF DAY
1 -	3:13.776 (3)	18.194	55.15	14:23:34.502
2 -	2:59.961 (2)	4.379	59.39	14:26:34.463
3 -	<b>2:55.582 (1)</b>		<b>60.87</b>	<b>14:29:30.045</b>

<b>P33 11 Daniel RUTH</b>				
LAP	LAP TIME	DIFF	MPH	TIME OF DAY
1 -	2:36.182 (2)	7.695	68.43	14:22:56.908
2 -	<b>2:28.487 (1)</b>		<b>71.97</b>	<b>14:25:25.395</b>

<b>P34 32 Robin HOMEWOOD</b>				
LAP	LAP TIME	DIFF	MPH	TIME OF DAY
1 -	2:51.557 (2)	2.554	62.30	14:23:12.283
2 -	<b>2:49.003 (1)</b>		<b>63.24</b>	<b>14:26:01.286</b>

<b>P35 35 Daniel INGHAM</b>				
LAP	LAP TIME	DIFF	MPH	TIME OF DAY
1 -	<b>2:36.042 (1)</b>		<b>68.49</b>	<b>14:22:56.768</b>

<b>P36 55 Paul TOLAND</b>				
LAP	LAP TIME	DIFF	MPH	TIME OF DAY
1 -	<b>3:31.524 (1)</b>		<b>50.52</b>	<b>14:23:52.250</b>

# BMCRC-MRO Championships 2013 - Snetterton 300 Rnd 5

## EDlasia Formula 400 inc Sub 64 & Rookies

### RACE 18 - GRID



ROW 10	39	14 Gary SMITH	38	45 Colin MARTIN	37	3 Paul ELLERKER		
ROW 9	36	55 Paul TOLAND	35	35 Daniel INGHAM	34	32 Robin HOMEWOOD	33	11 Daniel RUTH
ROW 8	32	90 Mark ELLERAY	31	9 Paul DAVIES	30	73 Stephen BORN	29	63 Dan HARDY
ROW 7	28	68 Alan HUGHES	27	88 Mark THOMPSON	26	59 Danielle COOPER	25	168 Marek WIECKOWSKI
ROW 6	24	69 Richard SAWYER	23	38 Tom SAVILLE	22	27 Wes SMITH	21	58 Steve YOUNG
ROW 5	20	25 Grant WALDER	19	16 Matt BARBER	18	54 Eric GORRIDGE	17	19 Patricia ROBERTS
ROW 4	16	47 Allan CLARK	15	77 Ray PETTY	14	127 Adam GREEN	13	71 Daniel ANDERSON
ROW 3	12	135 Louise ROUT	11	72 Andrew GILL	10	52 Gary JARMAN	9	57 Roy DEWHURST
ROW 2	8	50 Graham HIGLETT	7	119 Robert ROUT	6	48 Richie WELSH	5	33 Carl JOHNSTONE
ROW 1	4	99 Francesco CAVALLI	3	66 James CASWELL-COX	2	21 Alan WATSON	1	4 Chris CAMPS
<b>Pole</b>								

Snetterton 300  
Circuit Length = 2.9689 miles

These results are provisional until the conclusion of any judicial and technical matters.

Clerk Of Course :		Timekeeper :	
-------------------	--	--------------	--

Results can be found at [www.tsl-timing.com](http://www.tsl-timing.com)

Printed - 14:39 Saturday, 22 June 2013



# BMCRC-MRO Championships 2013 - Snetterton 300 Rnd 5

## EDlasia Formula 400 inc Sub 64 & Rookies

### RACE 18 - CLASSIFICATION - AMENDED



POS	NO	CL	PIC NAME	R	ENTRY	LAPS	TIME	GAP	DIFF	MPH	BEST	ON
1	48		1 Richie WELSH		Yamaha - Peter Flemming	5	10:58.812			81.11	2:09.350	5
2	4		2 Chris CAMPS		Kawasaki - thesportsinjuryclinic.org	5	11:02.330	3.518	3.518	80.68	2:09.055	5
3	99		3 Francesco CAVALLI		Honda - Motoeng.com	5	11:03.254	4.442	0.924	80.57	2:09.843	5
4	45		4 Colin MARTIN		Kawasaki - David Simon Tuning	5	11:05.721	6.909	2.467	80.27	2:10.004	4
5	21		5 Alan WATSON		Kawasaki - Baker Racing	5	11:08.670	9.858	2.949	79.92	2:10.484	5
6	50	S	1 Graham HIGLETT		Kawasaki - Face to Face Finance	5	11:10.205	11.393	1.535	79.73	2:11.188	3
7	71		6 Daniel ANDERSON		Kawasaki -	5	11:22.902	24.090	12.697	78.25	2:13.476	5
8	66	S	2 James CASWELL-COX		Honda - David Simon/Sussex Rolling Road	5	11:22.979	24.167	0.077	78.24	2:14.282	5
9	72		7 Andrew GILL		Kawasaki -	5	11:25.289	26.477	2.310	77.98	2:14.777	3
10	33	S	3 Carl JOHNSTONE		Yamaha - BB Plastics	5	11:25.768	26.956	0.479	77.92	2:15.099	5
11	73		8 Stephen BORN		Kawasaki -	5	11:39.370	40.558	13.602	76.41	2:16.380	4
12	119	S	4 Robert ROUT		Kawasaki -	5	11:41.341	42.529	1.971	76.19	2:17.939	5
13	9		9 Paul DAVIES	R	Kawasaki - LJ Racing	5	11:43.480	44.668	2.139	75.96	2:16.993	5
14	52		10 Gary JARMAN		Kawasaki -	5	11:44.466	45.654	0.986	75.85	2:17.631	2
15	57		11 Roy DEWHURST		Kawasaki - Dawn	5	11:44.533	45.721	0.067	75.85	2:18.228	5
16	127	S	5 Adam GREEN	R	Kawasaki - RAFMSA	5	11:53.903	55.091	9.370	74.85	2:19.161	5
17	16	S	6 Matt BARBER	R	Yamaha - Wave Developments	5	12:02.747	1:03.935	8.844	73.94	2:20.431	4
18	27		12 Wes SMITH		Kawasaki -	5	12:03.439	1:04.627	0.692	73.86	2:22.368	4
19	32	S	7 Robin HOMEWOOD		Honda -	5	12:04.207	1:05.395	0.768	73.79	2:20.310	4
20	77		13 Ray PETTY		Kawasaki -	5	12:16.709	1:17.897	12.502	72.53	2:24.934	4
21	135	S	8 Louise ROUT		Kawasaki -	5	12:16.786	1:17.974	0.077	72.53	2:24.330	3
22	38		14 Tom SAVILLE		Kawasaki - Sabre Engineering	5	12:29.260	1:30.448	12.474	71.32	2:25.925	3
23	40		15 Michael BLAKE		Kawasaki -	5	12:29.581	1:30.769	0.321	71.29	2:26.245	4
24	58		16 Steve YOUNG		Kawasaki - Cadmatic	5	12:30.073	1:31.261	0.492	71.24	2:25.577	3
25	55	S	9 Paul TOLAND		Yamaha - GP Racing	5	12:35.652	1:36.840	5.579	70.72	2:28.027	4
26	25	S	10 Grant WALDER		Kawasaki - Fins M/C's	5	12:48.457	1:49.645	12.805	69.54	2:29.313	4
27	63		17 Dan HARDY	R	Kawasaki -	5	12:57.156	1:58.344	8.699	68.76	2:30.951	4
28	87		18 Peter HIGGINS		Kawasaki -	5	13:04.864	2:06.052	7.708	68.08	2:32.694	4
29	172	S	11 Len WHALIN		Yamaha -	5	13:18.417	2:19.605	13.553	66.93	2:35.761	3
30	90	S	12 Mark ELLERAY		Yamaha - Abbot Solutions	4	11:09.421	1 Lap	1 Lap	63.86	2:42.866	3
31	59	S	13 Danielle COOPER	R	Kawasaki -	4	11:43.992	1 Lap	34.571	60.72	2:49.910	4
32	88		19 Mark THOMPSON	R	Yamaha -	4	12:35.920	1 Lap	51.928	56.55	3:02.782	3

#### NOT CLASSIFIED

DNF	54		Eric GORRIDGE		Kawasaki -	4	9:36.051	1 Lap		74.21	2:19.988	3
DNF	19	S	Patricia ROBERTS	R	Kawasaki - Mark Jordan	3	7:22.596	2 Laps	1 Lap	72.44	2:20.016	2
DNF	6	S	Martin PEARSON		Honda - GF Racing	3	7:56.387	2 Laps	33.791	67.30	2:32.630	3
DNF	14	S	Gary SMITH		Kawasaki - SDC Performance	2	4:36.604	3 Laps	1 Lap	77.28	2:12.958	2
DNF	3		Paul ELLERKER		Kawasaki -	0						
DNF	47		Allan CLARK		Kawasaki -	0						
DNF	68	S	Alan HUGHES	R	Kawasaki -	0						

#### FASTEST LAP

4			Chris CAMPS		Kawasaki - thesportsinjuryclinic.org	5	2:09.055		82.81 mph	133.28 kph		
50	S		Graham HIGLETT		Kawasaki - Face to Face Finance	3	2:11.188		81.47 mph	131.11 kph		

Snetterton 300

Circuit Length = 2.9689 miles

Start: 17:55 Flag 18:06 End: 18:08

Weather / Track : Cloudy / Dry

These results are provisional until the conclusion of any judicial and technical matters.

Clerk Of Course :	Timekeeper :
-------------------	--------------

Results can be found at [www.tsl-timing.com](http://www.tsl-timing.com)

Printed - 09:34 Sunday, 23 June 2013



# BMCRC-MRO Championships 2013 - Snetterton 300 Rnd 5

## EDlasia Formula 400 inc Sub 64 & Rookies

### RACE 18 - LAP CHART

LAP 1		
NO	BEHIND	LAP TIME

4		2:19.619
48	0.440	2:20.059
99	0.954	2:20.573
21	1.139	2:20.758
72	2.082	2:21.701
66	2.406	2:22.025
50	3.022	2:22.641
45	3.042	2:22.661
14	4.027	2:23.646
33	4.114	2:23.733
71	4.362	2:23.981
52	6.146	2:25.765
119	7.335	2:26.954
57	9.482	2:29.101
73	9.963	2:29.582
19	10.790	2:30.409
27	11.508	2:31.127
16	11.608	2:31.227
127	11.746	2:31.365
9	12.126	2:31.745
77	13.452	2:33.071
54	13.572	2:33.191
135	16.148	2:35.767
38	18.524	2:38.143
32	19.382	2:39.001
55	20.469	2:40.088
58	20.925	2:40.544
25	22.218	2:41.837
40	22.299	2:41.918
63	25.971	2:45.590
87	27.189	2:46.808
172	27.942	2:47.561
6	29.035	2:48.654
90	40.028	2:59.647
59	40.531	3:00.150
88	56.683	3:16.302

LAP 2		
NO	BEHIND	LAP TIME

48		2:10.248
4	1.456	2:12.144
99	2.372	2:12.106
21	3.803	2:13.352
45	4.420	2:12.066
50	5.033	2:12.699
14	6.297	2:12.958
66	8.428	2:16.710
33	8.654	2:15.228
72	9.041	2:17.647
71	9.498	2:15.824
52	13.089	2:17.631
119	14.735	2:18.088
73	17.734	2:18.459
57	18.456	2:19.662
9	20.016	2:18.578
19	20.118	2:20.016
127	23.553	2:22.495
16	23.626	2:22.706
27	25.223	2:24.403
54	25.747	2:22.863
77	29.111	2:26.347
135	30.699	2:25.239

32	31.332	2:22.638
38	35.101	2:27.265
40	38.692	2:27.081
55	39.836	2:30.055
58	39.875	2:29.638
25	42.098	2:30.568
63	49.857	2:34.574
87	52.090	2:35.589
172	53.270	2:36.016
6	53.450	2:35.103
90	1:13.377	2:44.037
59	1:27.487	2:57.644
88	1:55.717	3:09.722

LAP 3		
NO	BEHIND	LAP TIME

48		2:09.696
99	2.904	2:10.228
4	3.332	2:11.572
45	5.155	2:10.431
50	6.525	2:11.188
21	6.553	2:12.446
66	14.113	2:15.381
72	14.122	2:14.777
33	14.785	2:15.827
71	15.072	2:15.270
52	23.337	2:19.944
119	23.860	2:18.821
73	25.696	2:17.658
57	27.690	2:18.930
9	28.401	2:18.081
16	34.931	2:21.001
127	35.108	2:21.251
54	36.039	2:19.988
27	38.664	2:23.137
19	42.593	2:32.171
32	42.937	2:21.301
77	45.217	2:25.802
135	45.333	2:24.330
38	51.330	2:25.925
40	55.425	2:26.429
58	55.756	2:25.577
55	58.774	2:28.634
25	1:02.337	2:29.935
63	1:13.942	2:33.781
6	1:16.384	2:32.630
87	1:17.490	2:35.096
172	1:19.335	2:35.761
90	1:46.547	2:42.866

LAP 4		
NO	BEHIND	LAP TIME

48		2:09.459
4	3.813	2:09.940
99	3.949	2:10.504
59	1 Lap	2:56.288
45	5.700	2:10.004
50	8.401	2:11.335
21	8.724	2:11.630
66	19.235	2:14.581
71	19.964	2:14.351
72	20.735	2:16.072
33	21.207	2:15.881
73	32.617	2:16.380

119	33.940	2:19.539
52	35.119	2:21.241
57	36.843	2:18.612
9	37.025	2:18.083
88	1 Lap	3:02.782
127	45.280	2:19.631
16	45.903	2:20.431
54	46.589	2:20.009
27	51.573	2:22.368
32	53.788	2:20.310
77	1:00.692	2:24.934
135	1:00.838	2:24.964
38	1:11.601	2:29.730
40	1:12.211	2:26.245
58	1:13.300	2:27.003
55	1:17.342	2:28.027
25	1:22.191	2:29.313
63	1:35.434	2:30.951
87	1:40.725	2:32.694
172	1:49.756	2:39.880

LAP 5		
NO	BEHIND	LAP TIME

48		2:09.350
4	3.518	2:09.055
99	4.442	2:09.843
45	6.909	2:10.559
21	9.858	2:10.484
90	1 Lap	2:42.871
50	11.393	2:12.342
71	24.090	2:13.476
66	24.167	2:14.282
72	26.477	2:15.092
33	26.956	2:15.099
73	40.558	2:17.291
119	42.529	2:17.939
9	44.668	2:16.993
59	1 Lap	2:49.910
52	45.654	2:19.885
57	45.721	2:18.228
127	55.091	2:19.161
16	1:03.935	2:27.382
27	1:04.627	2:22.404
32	1:05.395	2:20.957
77	1:17.897	2:26.555
135	1:17.974	2:26.486
38	1:30.448	2:28.197
40	1:30.769	2:27.908
58	1:31.261	2:27.311
55	1:36.840	2:28.848
88	1 Lap	3:07.114
25	1:49.645	2:36.804
63	1:58.344	2:32.260
87	2:06.052	2:34.677
172	2:19.605	2:39.199

Weather / Track : Cloudy / Dry

Results can be found at [www.tsl-timing.com](http://www.tsl-timing.com)

Snetterton 300  
Circuit Length = 2.9689 miles  
Start: 17:55 Flag 18:06 End: 18:08

Printed - 18:10 Saturday, 22 June 2013

# BMCRC-MRO Championships 2013 - Snetterton 300 Rnd 5

## EDlasia Formula 400 inc Sub 64 & Rookies

### RACE 18 - LAP ANALYSIS

DIFF = Difference To Personal Best Lap

P1 48 Richie WELSH				
LAP	LAP TIME	DIFF	MPH	TIME OF DAY
1 -	2:20.059	10.709	76.31	17:57:27.006
2 -	2:10.248	0.898	82.05	17:59:37.254
3 -	2:09.696 (3)	0.346	82.40	18:01:46.950
4 -	2:09.459 (2)	0.109	82.55	18:03:56.409
5 -	<b>2:09.350 (1)</b>		<b>82.62</b>	<b>18:06:05.759</b>

P2 4 Chris CAMPS				
LAP	LAP TIME	DIFF	MPH	TIME OF DAY
1 -	2:19.619	10.564	76.55	17:57:26.566
2 -	2:12.144	3.089	80.88	17:59:38.710
3 -	2:11.572 (3)	2.517	81.23	18:01:50.282
4 -	2:09.940 (2)	0.885	82.25	18:04:00.222
5 -	<b>2:09.055 (1)</b>		<b>82.81</b>	<b>18:06:09.277</b>

P3 99 Francesco CAVALLI				
LAP	LAP TIME	DIFF	MPH	TIME OF DAY
1 -	2:20.573	10.730	76.03	17:57:27.520
2 -	2:12.106	2.263	80.90	17:59:39.626
3 -	2:10.228 (2)	0.385	82.07	18:01:49.854
4 -	2:10.504 (3)	0.661	81.89	18:04:00.358
5 -	<b>2:09.843 (1)</b>		<b>82.31</b>	<b>18:06:10.201</b>

P4 45 Colin MARTIN				
LAP	LAP TIME	DIFF	MPH	TIME OF DAY
1 -	2:22.661	12.657	74.91	17:57:29.608
2 -	2:12.066	2.062	80.92	17:59:41.674
3 -	2:10.431 (2)	0.427	81.94	18:01:52.105
4 -	<b>2:10.004 (1)</b>		<b>82.21</b>	<b>18:04:02.109</b>
5 -	2:10.559 (3)	0.555	81.86	18:06:12.668

P5 21 Alan WATSON				
LAP	LAP TIME	DIFF	MPH	TIME OF DAY
1 -	2:20.758	10.274	75.93	17:57:27.705
2 -	2:13.352	2.868	80.14	17:59:41.057
3 -	2:12.446 (3)	1.962	80.69	18:01:53.503
4 -	2:11.630 (2)	1.146	81.19	18:04:05.133
5 -	<b>2:10.484 (1)</b>		<b>81.91</b>	<b>18:06:15.617</b>

P6 50 Graham HIGLETT				
LAP	LAP TIME	DIFF	MPH	TIME OF DAY
1 -	2:22.641	11.453	74.92	17:57:29.588
2 -	2:12.699	1.511	80.54	17:59:42.287
3 -	<b>2:11.188 (1)</b>		<b>81.47</b>	<b>18:01:53.475</b>
4 -	2:11.335 (2)	0.147	81.38	18:04:04.810
5 -	2:12.342 (3)	1.154	80.76	18:06:17.152

P7 71 Daniel ANDERSON				
LAP	LAP TIME	DIFF	MPH	TIME OF DAY
1 -	2:23.981	10.505	74.23	17:57:30.928
2 -	2:15.824	2.348	78.69	17:59:46.752
3 -	2:15.270 (3)	1.794	79.01	18:02:02.022
4 -	2:14.351 (2)	0.875	79.55	18:04:16.373
5 -	<b>2:13.476 (1)</b>		<b>80.07</b>	<b>18:06:29.849</b>

DIFF = Difference To Personal Best Lap

P8 66 James CASWELL-COX				
LAP	LAP TIME	DIFF	MPH	TIME OF DAY
1 -	2:22.025	7.743	75.25	17:57:28.972
2 -	2:16.710	2.428	78.18	17:59:45.682
3 -	2:15.381 (3)	1.099	78.94	18:02:01.063
4 -	2:14.581 (2)	0.299	79.41	18:04:15.644
5 -	<b>2:14.282 (1)</b>		<b>79.59</b>	<b>18:06:29.926</b>

P9 72 Andrew GILL				
LAP	LAP TIME	DIFF	MPH	TIME OF DAY
1 -	2:21.701	6.924	75.42	17:57:28.648
2 -	2:17.647	2.870	77.64	17:59:46.295
3 -	<b>2:14.777 (1)</b>		<b>79.30</b>	<b>18:02:01.072</b>
4 -	2:16.072 (3)	1.295	78.54	18:04:17.144
5 -	2:15.092 (2)	0.315	79.11	18:06:32.236

P10 33 Carl JOHNSTONE				
LAP	LAP TIME	DIFF	MPH	TIME OF DAY
1 -	2:23.733	8.634	74.36	17:57:30.680
2 -	2:15.228 (2)	0.129	79.03	17:59:45.908
3 -	2:15.827 (3)	0.728	78.68	18:02:01.735
4 -	2:15.881	0.782	78.65	18:04:17.616
5 -	<b>2:15.099 (1)</b>		<b>79.11</b>	<b>18:06:32.715</b>

P11 73 Stephen BORN				
LAP	LAP TIME	DIFF	MPH	TIME OF DAY
1 -	2:29.582	13.202	71.45	17:57:36.529
2 -	2:18.459	2.079	77.19	17:59:54.988
3 -	2:17.658 (3)	1.278	77.64	18:02:12.646
4 -	<b>2:16.380 (1)</b>		<b>78.36</b>	<b>18:04:29.026</b>
5 -	2:17.291 (2)	0.911	77.84	18:06:46.317

P12 119 Robert ROUT				
LAP	LAP TIME	DIFF	MPH	TIME OF DAY
1 -	2:26.954	9.015	72.73	17:57:33.901
2 -	2:18.088 (2)	0.149	77.40	17:59:51.989
3 -	2:18.821 (3)	0.882	76.99	18:02:10.810
4 -	2:19.539	1.600	76.59	18:04:30.349
5 -	<b>2:17.939 (1)</b>		<b>77.48</b>	<b>18:06:48.288</b>

P13 9 Paul DAVIES				
LAP	LAP TIME	DIFF	MPH	TIME OF DAY
1 -	2:31.745	14.752	70.43	17:57:38.692
2 -	2:18.578	1.585	77.12	17:59:57.270
3 -	2:18.081 (2)	1.088	77.40	18:02:15.351
4 -	2:18.083 (3)	1.090	77.40	18:04:33.434
5 -	<b>2:16.993 (1)</b>		<b>78.01</b>	<b>18:06:50.427</b>

P14 52 Gary JARMAN				
LAP	LAP TIME	DIFF	MPH	TIME OF DAY
1 -	2:25.765	8.134	73.32	17:57:32.712
2 -	<b>2:17.631 (1)</b>		<b>77.65</b>	<b>17:59:50.343</b>
3 -	2:19.944 (3)	2.313	76.37	18:02:10.287
4 -	2:21.241	3.610	75.67	18:04:31.528
5 -	2:19.885 (2)	2.254	76.40	18:06:51.413

Weather / Track : Cloudy / Dry

Snetterton 300  
Circuit Length = 2.9689 miles  
Start: 17:55 Flag 18:06 End: 18:08

# BMCRC-MRO Championships 2013 - Snetterton 300 Rnd 5

## EDlasia Formula 400 inc Sub 64 & Rookies

### RACE 18 - LAP ANALYSIS

DIFF = Difference To Personal Best Lap

<b>P15 57 Roy DEWHURST</b>				
LAP	LAP TIME	DIFF	MPH	TIME OF DAY
1 -	2:29.101	10.873	71.68	17:57:36.048
2 -	2:19.662	1.434	76.52	17:59:55.710
3 -	2:18.930 (3)	0.702	76.93	18:02:14.640
4 -	2:18.612 (2)	0.384	77.10	18:04:33.252
5 -	<b>2:18.228 (1)</b>		<b>77.32</b>	<b>18:06:51.480</b>

<b>P16 127 Adam GREEN</b>				
LAP	LAP TIME	DIFF	MPH	TIME OF DAY
1 -	2:31.365	12.204	70.61	17:57:38.312
2 -	2:22.495	3.334	75.00	18:00:00.807
3 -	2:21.251 (3)	2.090	75.66	18:02:22.058
4 -	2:19.631 (2)	0.470	76.54	18:04:41.689
5 -	<b>2:19.161 (1)</b>		<b>76.80</b>	<b>18:07:00.850</b>

<b>P17 16 Matt BARBER</b>				
LAP	LAP TIME	DIFF	MPH	TIME OF DAY
1 -	2:31.227	10.796	70.67	17:57:38.174
2 -	2:22.706 (3)	2.275	74.89	18:00:00.880
3 -	2:21.001 (2)	0.570	75.80	18:02:21.881
4 -	<b>2:20.431 (1)</b>		<b>76.10</b>	<b>18:04:42.312</b>
5 -	2:27.382	6.951	72.51	18:07:09.694

<b>P18 27 Wes SMITH</b>				
LAP	LAP TIME	DIFF	MPH	TIME OF DAY
1 -	2:31.127	8.759	70.72	17:57:38.074
2 -	2:24.403	2.035	74.01	18:00:02.477
3 -	2:23.137 (3)	0.769	74.67	18:02:25.614
4 -	<b>2:22.368 (1)</b>		<b>75.07</b>	<b>18:04:47.982</b>
5 -	2:22.404 (2)	0.036	75.05	18:07:10.386

<b>P19 32 Robin HOMEWOOD</b>				
LAP	LAP TIME	DIFF	MPH	TIME OF DAY
1 -	2:39.001	18.691	67.22	17:57:45.948
2 -	2:22.638	2.328	74.93	18:00:08.586
3 -	2:21.301 (3)	0.991	75.64	18:02:29.887
4 -	<b>2:20.310 (1)</b>		<b>76.17</b>	<b>18:04:50.197</b>
5 -	2:20.957 (2)	0.647	75.82	18:07:11.154

<b>P20 77 Ray PETTY</b>				
LAP	LAP TIME	DIFF	MPH	TIME OF DAY
1 -	2:33.071	8.137	69.82	17:57:40.018
2 -	2:26.347 (3)	1.413	73.03	18:00:06.365
3 -	2:25.802 (2)	0.868	73.30	18:02:32.167
4 -	<b>2:24.934 (1)</b>		<b>73.74</b>	<b>18:04:57.101</b>
5 -	2:26.555	1.621	72.92	18:07:23.656

<b>P21 135 Louise ROUT</b>				
LAP	LAP TIME	DIFF	MPH	TIME OF DAY
1 -	2:35.767	11.437	68.61	17:57:42.714
2 -	2:25.239 (3)	0.909	73.58	18:00:07.953
3 -	<b>2:24.330 (1)</b>		<b>74.05</b>	<b>18:02:32.283</b>
4 -	2:24.964 (2)	0.634	73.72	18:04:57.247
5 -	2:26.486	2.156	72.96	18:07:23.733

DIFF = Difference To Personal Best Lap

<b>P22 38 Tom SAVILLE</b>				
LAP	LAP TIME	DIFF	MPH	TIME OF DAY
1 -	2:38.143	12.218	67.58	17:57:45.090
2 -	2:27.265 (2)	1.340	72.57	18:00:12.355
3 -	<b>2:25.925 (1)</b>		<b>73.24</b>	<b>18:02:38.280</b>
4 -	2:29.730	3.805	71.38	18:05:08.010
5 -	2:28.197 (3)	2.272	72.12	18:07:36.207

<b>P23 40 Michael BLAKE</b>				
LAP	LAP TIME	DIFF	MPH	TIME OF DAY
1 -	2:41.918	15.673	66.00	17:57:48.865
2 -	2:27.081 (3)	0.836	72.66	18:00:15.946
3 -	2:26.429 (2)	0.184	72.99	18:02:42.375
4 -	<b>2:26.245 (1)</b>		<b>73.08</b>	<b>18:05:08.620</b>
5 -	2:27.908	1.663	72.26	18:07:36.528

<b>P24 58 Steve YOUNG</b>				
LAP	LAP TIME	DIFF	MPH	TIME OF DAY
1 -	2:40.544	14.967	66.57	17:57:47.491
2 -	2:29.638	4.061	71.42	18:00:17.129
3 -	<b>2:25.577 (1)</b>		<b>73.41</b>	<b>18:02:42.706</b>
4 -	2:27.003 (2)	1.426	72.70	18:05:09.709
5 -	2:27.311 (3)	1.734	72.55	18:07:37.020

<b>P25 55 Paul TOLAND</b>				
LAP	LAP TIME	DIFF	MPH	TIME OF DAY
1 -	2:40.088	12.061	66.76	17:57:47.035
2 -	2:30.055	2.028	71.22	18:00:17.090
3 -	2:28.634 (2)	0.607	71.90	18:02:45.724
4 -	<b>2:28.027 (1)</b>		<b>72.20</b>	<b>18:05:13.751</b>
5 -	2:28.848 (3)	0.821	71.80	18:07:42.599

<b>P26 25 Grant WALDER</b>				
LAP	LAP TIME	DIFF	MPH	TIME OF DAY
1 -	2:41.837	12.524	66.04	17:57:48.784
2 -	2:30.568 (3)	1.255	70.98	18:00:19.352
3 -	2:29.935 (2)	0.622	71.28	18:02:49.287
4 -	<b>2:29.313 (1)</b>		<b>71.58</b>	<b>18:05:18.600</b>
5 -	2:36.804	7.491	68.16	18:07:55.404

<b>P27 63 Dan HARDY</b>				
LAP	LAP TIME	DIFF	MPH	TIME OF DAY
1 -	2:45.590	14.639	64.54	17:57:52.537
2 -	2:34.574	3.623	69.14	18:00:27.111
3 -	2:33.781 (3)	2.830	69.50	18:03:00.892
4 -	<b>2:30.951 (1)</b>		<b>70.80</b>	<b>18:05:31.843</b>
5 -	2:32.260 (2)	1.309	70.19	18:08:04.103

<b>P28 87 Peter HIGGINS</b>				
LAP	LAP TIME	DIFF	MPH	TIME OF DAY
1 -	2:46.808	14.114	64.07	17:57:53.755
2 -	2:35.589	2.895	68.69	18:00:29.344
3 -	2:35.096 (3)	2.402	68.91	18:03:04.440
4 -	<b>2:32.694 (1)</b>		<b>69.99</b>	<b>18:05:37.134</b>
5 -	2:34.677 (2)	1.983	69.09	18:08:11.811

Weather / Track : Cloudy / Dry

Snetterton 300  
Circuit Length = 2.9689 miles  
Start: 17:55 Flag 18:06 End: 18:08

# BMCRC-MRO Championships 2013 - Snetterton 300 Rnd 5

## EDlasia Formula 400 inc Sub 64 & Rookies

### RACE 18 - LAP ANALYSIS

DIFF = Difference To Personal Best Lap

<b>P29 172 Len WHALIN</b>				
LAP	LAP TIME	DIFF	MPH	TIME OF DAY
1 -	2:47.561	11.800	63.78	17:57:54.508
2 -	2:36.016 (2)	0.255	68.50	18:00:30.524
3 -	<b>2:35.761 (1)</b>		<b>68.61</b>	<b>18:03:06.285</b>
4 -	2:39.880	4.119	66.85	18:05:46.165
5 -	2:39.199 (3)	3.438	67.13	18:08:25.364

<b>P30 90 Mark ELLERAY</b>				
LAP	LAP TIME	DIFF	MPH	TIME OF DAY
1 -	2:59.647	16.781	59.49	17:58:06.594
2 -	2:44.037 (3)	1.171	65.15	18:00:50.631
3 -	<b>2:42.866 (1)</b>		<b>65.62</b>	<b>18:03:33.497</b>
4 -	2:42.871 (2)	0.005	65.62	18:06:16.368

<b>P31 59 Danielle COOPER</b>				
LAP	LAP TIME	DIFF	MPH	TIME OF DAY
1 -	3:00.150	10.240	59.32	17:58:07.097
2 -	2:57.644 (3)	7.734	60.16	18:01:04.741
3 -	2:56.288 (2)	6.378	60.62	18:04:01.029
4 -	<b>2:49.910 (1)</b>		<b>62.90</b>	<b>18:06:50.939</b>

<b>P32 88 Mark THOMPSON</b>				
LAP	LAP TIME	DIFF	MPH	TIME OF DAY
1 -	3:16.302	13.520	54.44	17:58:23.249
2 -	3:09.722 (3)	6.940	56.33	18:01:32.971
3 -	<b>3:02.782 (1)</b>		<b>58.47</b>	<b>18:04:35.753</b>
4 -	3:07.114 (2)	4.332	57.12	18:07:42.867

<b>P33 54 Eric GORRIDGE</b>				
LAP	LAP TIME	DIFF	MPH	TIME OF DAY
1 -	2:33.191	13.203	69.76	17:57:40.138
2 -	2:22.863 (3)	2.875	74.81	18:00:03.001
3 -	<b>2:19.988 (1)</b>		<b>76.34</b>	<b>18:02:22.989</b>
4 -	2:20.009 (2)	0.021	76.33	18:04:42.998

<b>P34 19 Patricia ROBERTS</b>				
LAP	LAP TIME	DIFF	MPH	TIME OF DAY
1 -	2:30.409 (2)	10.393	71.05	17:57:37.356
2 -	<b>2:20.016 (1)</b>		<b>76.33</b>	<b>17:59:57.372</b>
3 -	2:32.171 (3)	12.155	70.23	18:02:29.543

<b>P35 6 Martin PEARSON</b>				
LAP	LAP TIME	DIFF	MPH	TIME OF DAY
1 -	2:48.654 (3)	16.024	63.37	17:57:55.601
2 -	2:35.103 (2)	2.473	68.90	18:00:30.704
3 -	<b>2:32.630 (1)</b>		<b>70.02</b>	<b>18:03:03.334</b>

<b>P36 14 Gary SMITH</b>				
LAP	LAP TIME	DIFF	MPH	TIME OF DAY
1 -	2:23.646 (2)	10.688	74.40	17:57:30.593
2 -	<b>2:12.958 (1)</b>		<b>80.38</b>	<b>17:59:43.551</b>

Weather / Track : Cloudy / Dry

# BMCRC-MRO Championships 2013 - Snetterton 300 Rnd 5

## EDlasia Formula 400 inc Sub 64 & Rookies

### RACE 9 - GRID



ROW 10	39	68 Alan HUGHES	38	47 Allan CLARK	37	3 Paul ELLERKER		
ROW 9	36	14 Gary SMITH	35	6 Martin PEARSON	34	19 Patricia ROBERTS	33	54 Eric GORRIDGE
ROW 8	32	88 Mark THOMPSON	31	59 Danielle COOPER	30	90 Mark ELLERAY	29	172 Len WHALIN
ROW 7	28	87 Peter HIGGINS	27	63 Dan HARDY	26	25 Grant WALDER	25	55 Paul TOLAND
ROW 6	24	58 Steve YOUNG	23	40 Michael BLAKE	22	38 Tom SAVILLE	21	135 Louise ROUT
ROW 5	20	77 Ray PETTY	19	32 Robin HOMEWOOD	18	27 Wes SMITH	17	16 Matt BARBER
ROW 4	16	127 Adam GREEN	15	57 Roy DEWHURST	14	52 Gary JARMAN	13	9 Paul DAVIES
ROW 3	12	119 Robert ROUT	11	73 Stephen BORN	10	33 Carl JOHNSTONE	9	72 Andrew GILL
ROW 2	8	66 James CASWELL-COX	7	71 Daniel ANDERSON	6	50 Graham HIGLETT	5	21 Alan WATSON
ROW 1	4	45 Colin MARTIN	3	99 Francesco CAVALLI	2	4 Chris CAMPS	1	48 Richie WELSH
<b>Pole</b>								

Snetterton 300  
Circuit Length = 2.9689 miles

These results are provisional until the conclusion of any judicial and technical matters.

Clerk Of Course :		Timekeeper :	
-------------------	--	--------------	--

Results can be found at [www.tsl-timing.com](http://www.tsl-timing.com)

Printed - 18:50 Saturday, 22 June 2013





# BMCRC-MRO Championships 2013 - Snetterton 300 Rnd 5

## EDlasia Formula 400 inc Sub 64 & Rookies

### RACE 9 - CLASSIFICATION



POS	NO	CL	PIC NAME	R	ENTRY	LAPS	TIME	GAP	DIFF	MPH	BEST	ON
1	48		1 Richie WELSH		Yamaha - Peter Flemming	5	10:53.362			81.79	2:08.196	5
2	4		2 Chris CAMPS		Kawasaki - thesportsinjuryclinic.org	5	10:53.409	0.047	0.047	81.78	2:08.308	4
3	99		3 Francesco CAVALLI		Honda - Motoeng.com	5	10:54.540	1.178	1.131	81.64	2:08.479	5
4	45		4 Colin MARTIN		Kawasaki - David Simon Tuning	5	10:55.752	2.390	1.212	81.49	2:08.891	4
5	21		5 Alan WATSON		Kawasaki - Baker Racing	5	11:03.263	9.901	7.511	80.57	2:10.759	4
6	11		6 Daniel RUTH		Kawasaki -	5	11:05.635	12.273	2.372	80.28	2:07.336	4
7	14	S	1 Gary SMITH		Kawasaki - SDC Performance	5	11:09.654	16.292	4.019	79.80	2:10.857	4
8	50	S	2 Graham HIGLETT		Kawasaki - Face to Face Finance	5	11:10.038	16.676	0.384	79.75	2:11.610	5
9	71		7 Daniel ANDERSON		Kawasaki -	5	11:16.327	22.965	6.289	79.01	2:12.308	4
10	3		8 Paul ELLERKER		Kawasaki -	5	11:19.852	26.490	3.525	78.60	2:11.893	4
11	66	S	3 James CASWELL-COX		Honda - David Simon/Sussex Rolling Road	5	11:22.250	28.888	2.398	78.32	2:14.381	5
12	33	S	4 Carl JOHNSTONE		Yamaha - BB Plastics	5	11:28.300	34.938	6.050	77.64	2:15.146	2
13	35		9 Daniel INGHAM		Honda - Oadby M/Cycles	5	11:36.255	42.893	7.955	76.75	2:16.011	3
14	57		10 Roy DEWHURST		Kawasaki - Dawn	5	11:40.524	47.162	4.269	76.28	2:16.424	4
15	9		11 Paul DAVIES	R	Kawasaki - LJ Racing	5	11:40.580	47.218	0.056	76.28	2:18.095	3
16	73		12 Stephen BORN		Kawasaki -	5	11:40.621	47.259	0.041	76.27	2:16.907	5
17	52		13 Gary JARMAN		Kawasaki -	5	11:41.134	47.772	0.513	76.21	2:17.208	5
18	32	S	5 Robin HOMEWOOD		Honda -	5	11:44.666	51.304	3.532	75.83	2:17.196	4
19	27		14 Wes SMITH		Kawasaki -	5	11:45.267	51.905	0.601	75.77	2:18.807	5
20	127	S	6 Adam GREEN	R	Kawasaki - RAFMSA	5	11:49.539	56.177	4.272	75.31	2:18.549	4
21	54		15 Eric GORRIDGE		Kawasaki -	5	11:57.783	1:04.421	8.244	74.45	2:18.872	4
22	19	S	7 Patricia ROBERTS	R	Kawasaki - Mark Jordan	5	11:59.394	1:06.032	1.611	74.28	2:21.166	2
23	16	S	8 Matt BARBER	R	Yamaha - Wave Developments	5	11:59.979	1:06.617	0.585	74.22	2:19.367	5
24	68	S	9 Alan HUGHES	R	Kawasaki -	5	12:11.195	1:17.833	11.216	73.08	2:23.759	5
25	40		16 Michael BLAKE		Kawasaki -	5	12:19.604	1:26.242	8.409	72.25	2:24.122	5
26	38		17 Tom SAVILLE		Kawasaki - Sabre Engineering	5	12:21.402	1:28.040	1.798	72.08	2:23.096	5
27	63		18 Dan HARDY	R	Kawasaki -	5	12:24.644	1:31.282	3.242	71.76	2:25.743	4
28	77		19 Ray PETTY		Kawasaki -	5	12:25.031	1:31.669	0.387	71.72	2:25.202	5
29	55	S	10 Paul TOLAND		Yamaha - GP Racing	5	12:28.866	1:35.504	3.835	71.36	2:27.161	2
30	25	S	11 Grant WALDER		Kawasaki - Fins M/C's	5	12:40.950	1:47.588	12.084	70.22	2:28.489	4
31	58		20 Steve YOUNG		Kawasaki - Cadmatic	5	12:51.273	1:57.911	10.323	69.28	2:28.860	4
32	98	S	12 Robert PRAGNELL		Kawasaki -	5	12:51.822	1:58.460	0.549	69.23	2:30.039	5
33	87		21 Peter HIGGINS		Kawasaki -	5	13:01.680	2:08.318	9.858	68.36	2:33.249	2
34	168	S	13 Marek WIECKOWSKI		Honda - B&C Racing	5	13:08.360	2:14.998	6.680	67.78	2:33.544	5
35	172	S	14 Len WHALIN		Yamaha -	5	13:15.468	2:22.106	7.108	67.18	2:34.669	4
36	6	S	15 Martin PEARSON		Honda - GF Racing	5	13:21.571	2:28.209	6.103	66.66	2:35.360	4
37	59	S	16 Danielle COOPER	R	Kawasaki -	4	11:35.546	1 Lap	1 Lap	61.46	2:50.624	2

#### NOT CLASSIFIED

DNF	88		Mark THOMPSON	R	Yamaha -	3	8:46.969	2 Laps	1 Lap	60.84	2:51.899	2
-----	----	--	---------------	---	----------	---	----------	--------	-------	-------	----------	---

#### FASTEST LAP

	11		Daniel RUTH		Kawasaki -	4	2:07.336			83.93 mph	135.08 kph	
	14	S	Gary SMITH		Kawasaki - SDC Performance	4	2:10.857			81.67 mph	131.44 kph	

Snetterton 300

Circuit Length = 2.9689 miles

Start: 13:41 Flag 13:52 End: 13:55

Weather / Track : Cloudy / Dry

These results are provisional until the conclusion of any judicial and technical matters.

Clerk Of Course :	Timekeeper :
-------------------	--------------

Results can be found at [www.tsl-timing.com](http://www.tsl-timing.com)

Printed - 13:55 Sunday, 23 June 2013



# BMCRG-MRO Championships 2013 - Snetterton 300 Rnd 5

## EDlasia Formula 400 inc Sub 64 & Rookies

### RACE 9 - LAP CHART

LAP 1		
NO	BEHIND	LAP TIME

4		2:16.259
48	0.919	2:17.178
99	1.091	2:17.350
45	1.710	2:17.969
21	2.121	2:18.380
71	4.880	2:21.139
50	5.484	2:21.743
66	6.329	2:22.588
14	7.770	2:24.029
33	8.534	2:24.793
9	10.484	2:26.743
3	10.723	2:26.982
11	11.549	2:27.808
73	11.653	2:27.912
35	12.303	2:28.562
27	12.325	2:28.584
57	12.622	2:28.881
52	13.457	2:29.716
32	14.147	2:30.406
127	14.699	2:30.958
16	16.255	2:32.514
19	17.070	2:33.329
68	19.211	2:35.470
63	19.621	2:35.880
77	20.246	2:36.505
54	20.505	2:36.764
40	20.638	2:36.897
38	21.897	2:38.156
55	22.053	2:38.312
87	24.977	2:41.236
25	25.516	2:41.775
98	25.992	2:42.251
58	26.595	2:42.854
168	31.347	2:47.606
6	33.356	2:49.615
172	34.250	2:50.509
59	41.191	2:57.450
88	43.349	2:59.608

LAP 2		
NO	BEHIND	LAP TIME

4		2:10.445
48	0.480	2:10.006
99	1.188	2:10.542
45	1.493	2:10.228
21	2.864	2:11.188
50	7.613	2:12.574
14	9.123	2:11.798
71	9.137	2:14.702
66	10.452	2:14.568
11	12.879	2:11.775
33	13.235	2:15.146
3	13.451	2:13.173
35	17.876	2:16.018
9	19.040	2:19.001
73	19.151	2:17.943
27	21.367	2:19.487
52	21.645	2:18.633
57	22.376	2:20.199
32	22.482	2:18.780
127	24.338	2:20.084
19	27.791	2:21.166

16	29.193	2:23.383
54	31.135	2:21.075
68	32.926	2:24.160
63	36.929	2:27.753
40	37.514	2:27.321
38	37.631	2:26.179
77	37.771	2:27.970
55	38.769	2:27.161
25	46.608	2:31.537
87	47.781	2:33.249
58	48.390	2:32.240
98	48.606	2:33.059
168	57.769	2:36.867
6	58.744	2:35.833
172	59.641	2:35.836
59	1:21.370	2:50.624
88	1:24.803	2:51.899

LAP 3		
NO	BEHIND	LAP TIME

4		2:09.967
48	0.054	2:09.541
99	0.794	2:09.573
45	1.188	2:09.662
21	3.932	2:11.035
50	9.607	2:11.961
14	10.076	2:10.920
71	11.940	2:12.770
11	12.822	2:09.910
3	16.225	2:12.741
66	16.576	2:16.091
33	19.407	2:16.139
35	23.920	2:16.011
73	26.936	2:17.752
9	27.168	2:18.095
52	29.384	2:17.706
57	30.729	2:18.320
27	30.760	2:19.360
32	31.366	2:18.851
127	34.518	2:20.147
19	39.081	2:21.257
54	41.521	2:20.353
16	43.260	2:24.034
68	46.933	2:23.974
40	54.336	2:26.789
77	55.937	2:28.133
38	55.974	2:28.310
63	55.992	2:29.030
55	57.630	2:28.828
25	1:06.970	2:30.329
98	1:14.346	2:35.707
87	1:14.425	2:36.611
58	1:14.675	2:36.252
168	1:24.489	2:36.687
172	1:26.020	2:36.346
6	1:27.152	2:38.375
59	2:06.236	2:54.833

LAP 4		
NO	BEHIND	LAP TIME

4		2:08.308
48	0.187	2:08.441
99	1.082	2:08.596
45	1.771	2:08.891

88	1 Lap	2:55.462
21	6.383	2:10.759
11	11.850	2:07.336
14	12.625	2:10.857
50	13.449	2:12.150
71	15.940	2:12.308
3	19.810	2:11.893
66	22.890	2:14.622
33	27.408	2:16.309
35	31.932	2:16.320
9	36.955	2:18.095
73	38.735	2:20.107
57	38.845	2:16.424
52	38.947	2:17.871
32	40.254	2:17.196
27	41.481	2:19.029
127	44.759	2:18.549
54	52.085	2:18.872
19	52.217	2:21.444
16	55.633	2:20.681
68	1:02.457	2:23.832
40	1:10.503	2:24.475
38	1:13.327	2:25.661
63	1:13.427	2:25.743
77	1:14.850	2:27.221
55	1:16.718	2:27.396
25	1:27.151	2:28.489
58	1:35.227	2:28.860
98	1:36.804	2:30.766
87	1:41.865	2:35.748
168	1:49.837	2:33.656
172	1:52.381	2:34.669
6	1:54.204	2:35.360

LAP 5		
NO	BEHIND	LAP TIME

48		2:08.196
4	0.047	2:08.430
99	1.178	2:08.479
45	2.390	2:09.002
21	9.901	2:11.901
11	12.273	2:08.806
14	16.292	2:12.050
50	16.676	2:11.610
71	22.965	2:15.408
3	26.490	2:15.063
66	28.888	2:14.381
33	34.938	2:15.913
59	1 Lap	2:52.639
35	42.893	2:19.344
57	47.162	2:16.700
9	47.218	2:18.646
73	47.259	2:16.907
52	47.772	2:17.208
32	51.304	2:19.433
27	51.905	2:18.807
127	56.177	2:19.801
54	1:04.421	2:20.719
19	1:06.032	2:22.198
16	1:06.617	2:19.367
68	1:17.833	2:23.759
40	1:26.242	2:24.122
38	1:28.040	2:23.096
63	1:31.282	2:26.238
77	1:31.669	2:25.202

55	1:35.504	2:27.169
25	1:47.588	2:28.820
58	1:57.911	2:31.067
98	1:58.460	2:30.039
87	2:08.318	2:34.836
168	2:14.998	2:33.544
172	2:22.106	2:38.108
6	2:28.209	2:42.388

Weather / Track : Cloudy / Dry

Snetterton 300  
Circuit Length = 2.9689 miles  
Start: 13:41 Flag 13:52 End: 13:55

# BMCR-CRO Championships 2013 - Snetterton 300 Rnd 5

## EDlasia Formula 400 inc Sub 64 & Rookies

### RACE 9 - LAP ANALYSIS

DIFF = Difference To Personal Best Lap

P1 48 Richie WELSH				
LAP	LAP TIME	DIFF	MPH	TIME OF DAY
1 -	2:17.178	8.982	77.91	13:43:41.605
2 -	2:10.006	1.810	82.21	13:45:51.611
3 -	2:09.541 (3)	1.345	82.50	13:48:01.152
4 -	2:08.441 (2)	0.245	83.21	13:50:09.593
5 -	<b>2:08.196 (1)</b>		<b>83.37</b>	<b>13:52:17.789</b>

P2 4 Chris CAMPS				
LAP	LAP TIME	DIFF	MPH	TIME OF DAY
1 -	2:16.259	7.951	78.43	13:43:40.686
2 -	2:10.445	2.137	81.93	13:45:51.131
3 -	2:09.967 (3)	1.659	82.23	13:48:01.098
4 -	<b>2:08.308 (1)</b>		<b>83.30</b>	<b>13:50:09.406</b>
5 -	2:08.430 (2)	0.122	83.22	13:52:17.836

P3 99 Francesco CAVALLI				
LAP	LAP TIME	DIFF	MPH	TIME OF DAY
1 -	2:17.350	8.871	77.81	13:43:41.777
2 -	2:10.542	2.063	81.87	13:45:52.319
3 -	2:09.573 (3)	1.094	82.48	13:48:01.892
4 -	2:08.596 (2)	0.117	83.11	13:50:10.488
5 -	<b>2:08.479 (1)</b>		<b>83.18</b>	<b>13:52:18.967</b>

P4 45 Colin MARTIN				
LAP	LAP TIME	DIFF	MPH	TIME OF DAY
1 -	2:17.969	9.078	77.46	13:43:42.396
2 -	2:10.228	1.337	82.07	13:45:52.624
3 -	2:09.662 (3)	0.771	82.43	13:48:02.286
4 -	<b>2:08.891 (1)</b>		<b>82.92</b>	<b>13:50:11.177</b>
5 -	2:09.002 (2)	0.111	82.85	13:52:20.179

P5 21 Alan WATSON				
LAP	LAP TIME	DIFF	MPH	TIME OF DAY
1 -	2:18.380	7.621	77.23	13:43:42.807
2 -	2:11.188 (3)	0.429	81.47	13:45:53.995
3 -	2:11.035 (2)	0.276	81.56	13:48:05.030
4 -	<b>2:10.759 (1)</b>		<b>81.73</b>	<b>13:50:15.789</b>
5 -	2:11.901	1.142	81.03	13:52:27.690

P6 11 Daniel RUTH				
LAP	LAP TIME	DIFF	MPH	TIME OF DAY
1 -	2:27.808	20.472	72.31	13:43:52.235
2 -	2:11.775	4.439	81.10	13:46:04.010
3 -	2:09.910 (3)	2.574	82.27	13:48:13.920
4 -	<b>2:07.336 (1)</b>		<b>83.93</b>	<b>13:50:21.256</b>
5 -	2:08.806 (2)	1.470	82.97	13:52:30.062

P7 14 Gary SMITH				
LAP	LAP TIME	DIFF	MPH	TIME OF DAY
1 -	2:24.029	13.172	74.20	13:43:48.456
2 -	2:11.798 (3)	0.941	81.09	13:46:00.254
3 -	2:10.920 (2)	0.063	81.63	13:48:11.174
4 -	<b>2:10.857 (1)</b>		<b>81.67</b>	<b>13:50:22.031</b>
5 -	2:12.050	1.193	80.93	13:52:34.081

DIFF = Difference To Personal Best Lap

P8 50 Graham HIGLETT				
LAP	LAP TIME	DIFF	MPH	TIME OF DAY
1 -	2:21.743	10.133	75.40	13:43:46.170
2 -	2:12.574	0.964	80.61	13:45:58.744
3 -	2:11.961 (2)	0.351	80.99	13:48:10.705
4 -	2:12.150 (3)	0.540	80.87	13:50:22.855
5 -	<b>2:11.610 (1)</b>		<b>81.21</b>	<b>13:52:34.465</b>

P9 71 Daniel ANDERSON				
LAP	LAP TIME	DIFF	MPH	TIME OF DAY
1 -	2:21.139	8.831	75.72	13:43:45.566
2 -	2:14.702 (3)	2.394	79.34	13:46:00.268
3 -	2:12.770 (2)	0.462	80.50	13:48:13.038
4 -	<b>2:12.308 (1)</b>		<b>80.78</b>	<b>13:50:25.346</b>
5 -	2:15.408	3.100	78.93	13:52:40.754

P10 3 Paul ELLERKER				
LAP	LAP TIME	DIFF	MPH	TIME OF DAY
1 -	2:26.982	15.089	72.71	13:43:51.409
2 -	2:13.173 (3)	1.280	80.25	13:46:04.582
3 -	2:12.741 (2)	0.848	80.51	13:48:17.323
4 -	<b>2:11.893 (1)</b>		<b>81.03</b>	<b>13:50:29.216</b>
5 -	2:15.063	3.170	79.13	13:52:44.279

P11 66 James CASWELL-COX				
LAP	LAP TIME	DIFF	MPH	TIME OF DAY
1 -	2:22.588	8.207	74.95	13:43:47.015
2 -	2:14.568 (2)	0.187	79.42	13:46:01.583
3 -	2:16.091	1.710	78.53	13:48:17.674
4 -	2:14.622 (3)	0.241	79.39	13:50:32.296
5 -	<b>2:14.381 (1)</b>		<b>79.53</b>	<b>13:52:46.677</b>

P12 33 Carl JOHNSTONE				
LAP	LAP TIME	DIFF	MPH	TIME OF DAY
1 -	2:24.793	9.647	73.81	13:43:49.220
2 -	<b>2:15.146 (1)</b>		<b>79.08</b>	<b>13:46:04.366</b>
3 -	2:16.139 (3)	0.993	78.50	13:48:20.505
4 -	2:16.309	1.163	78.41	13:50:36.814
5 -	2:15.913 (2)	0.767	78.63	13:52:52.727

P13 35 Daniel INGHAM				
LAP	LAP TIME	DIFF	MPH	TIME OF DAY
1 -	2:28.562	12.551	71.94	13:43:52.989
2 -	2:16.018 (2)	0.007	78.57	13:46:09.007
3 -	<b>2:16.011 (1)</b>		<b>78.58</b>	<b>13:48:25.018</b>
4 -	2:16.320 (3)	0.309	78.40	13:50:41.338
5 -	2:19.344	3.333	76.70	13:53:00.682

P14 57 Roy DEWHURST				
LAP	LAP TIME	DIFF	MPH	TIME OF DAY
1 -	2:28.881	12.457	71.78	13:43:53.308
2 -	2:20.199	3.775	76.23	13:46:13.507
3 -	2:18.320 (3)	1.896	77.27	13:48:31.827
4 -	<b>2:16.424 (1)</b>		<b>78.34</b>	<b>13:50:48.251</b>
5 -	2:16.700 (2)	0.276	78.18	13:53:04.951

Weather / Track : Cloudy / Dry

Snetterton 300  
Circuit Length = 2.9689 miles  
Start: 13:41 Flag 13:52 End: 13:55

# BMCRC-MRO Championships 2013 - Snetterton 300 Rnd 5

## EDlasia Formula 400 inc Sub 64 & Rookies

### RACE 9 - LAP ANALYSIS

DIFF = Difference To Personal Best Lap

P15 9 Paul DAVIES				
LAP	LAP TIME	DIFF	MPH	TIME OF DAY
1 -	2:26.743	8.648	72.83	13:43:51.170
2 -	2:19.001	0.906	76.89	13:46:10.171
3 -	<b>2:18.095 (1)</b>		<b>77.39</b>	<b>13:48:28.266</b>
4 -	<b>2:18.095 (1)</b>		<b>77.39</b>	<b>13:50:46.361</b>
5 -	2:18.646 (3)	0.551	77.08	13:53:05.007

P16 73 Stephen BORN				
LAP	LAP TIME	DIFF	MPH	TIME OF DAY
1 -	2:27.912	11.005	72.25	13:43:52.339
2 -	2:17.943 (3)	1.036	77.48	13:46:10.282
3 -	2:17.752 (2)	0.845	77.58	13:48:28.034
4 -	2:20.107	3.200	76.28	13:50:48.141
5 -	<b>2:16.907 (1)</b>		<b>78.06</b>	<b>13:53:05.048</b>

P17 52 Gary JARMAN				
LAP	LAP TIME	DIFF	MPH	TIME OF DAY
1 -	2:29.716	12.508	71.38	13:43:54.143
2 -	2:18.633	1.425	77.09	13:46:12.776
3 -	2:17.706 (2)	0.498	77.61	13:48:30.482
4 -	2:17.871 (3)	0.663	77.52	13:50:48.353
5 -	<b>2:17.208 (1)</b>		<b>77.89</b>	<b>13:53:05.561</b>

P18 32 Robin HOMEWOOD				
LAP	LAP TIME	DIFF	MPH	TIME OF DAY
1 -	2:30.406	13.210	71.06	13:43:54.833
2 -	2:18.780 (2)	1.584	77.01	13:46:13.613
3 -	2:18.851 (3)	1.655	76.97	13:48:32.464
4 -	<b>2:17.196 (1)</b>		<b>77.90</b>	<b>13:50:49.660</b>
5 -	2:19.433	2.237	76.65	13:53:09.093

P19 27 Wes SMITH				
LAP	LAP TIME	DIFF	MPH	TIME OF DAY
1 -	2:28.584	9.777	71.93	13:43:53.011
2 -	2:19.487	0.680	76.62	13:46:12.498
3 -	2:19.360 (3)	0.553	76.69	13:48:31.858
4 -	2:19.029 (2)	0.222	76.87	13:50:50.887
5 -	<b>2:18.807 (1)</b>		<b>76.99</b>	<b>13:53:09.694</b>

P20 127 Adam GREEN				
LAP	LAP TIME	DIFF	MPH	TIME OF DAY
1 -	2:30.958	12.409	70.80	13:43:55.385
2 -	2:20.084 (3)	1.535	76.29	13:46:15.469
3 -	2:20.147	1.598	76.26	13:48:35.616
4 -	<b>2:18.549 (1)</b>		<b>77.14</b>	<b>13:50:54.165</b>
5 -	2:19.801 (2)	1.252	76.45	13:53:13.966

P21 54 Eric GORRIDGE				
LAP	LAP TIME	DIFF	MPH	TIME OF DAY
1 -	2:36.764	17.892	68.17	13:44:01.191
2 -	2:21.075	2.203	75.76	13:46:22.266
3 -	2:20.353 (2)	1.481	76.15	13:48:42.619
4 -	<b>2:18.872 (1)</b>		<b>76.96</b>	<b>13:51:01.491</b>
5 -	2:20.719 (3)	1.847	75.95	13:53:22.210

DIFF = Difference To Personal Best Lap

P22 19 Patricia ROBERTS				
LAP	LAP TIME	DIFF	MPH	TIME OF DAY
1 -	2:33.329	12.163	69.70	13:43:57.756
2 -	<b>2:21.166 (1)</b>		<b>75.71</b>	<b>13:46:18.922</b>
3 -	2:21.257 (2)	0.091	75.66	13:48:40.179
4 -	2:21.444 (3)	0.278	75.56	13:51:01.623
5 -	2:22.198	1.032	75.16	13:53:23.821

P23 16 Matt BARBER				
LAP	LAP TIME	DIFF	MPH	TIME OF DAY
1 -	2:32.514	13.147	70.07	13:43:56.941
2 -	2:23.383 (3)	4.016	74.54	13:46:20.324
3 -	2:24.034	4.667	74.20	13:48:44.358
4 -	2:20.681 (2)	1.314	75.97	13:51:05.039
5 -	<b>2:19.367 (1)</b>		<b>76.69</b>	<b>13:53:24.406</b>

P24 68 Alan HUGHES				
LAP	LAP TIME	DIFF	MPH	TIME OF DAY
1 -	2:35.470	11.711	68.74	13:43:59.897
2 -	2:24.160	0.401	74.14	13:46:24.057
3 -	2:23.974 (3)	0.215	74.23	13:48:48.031
4 -	2:23.832 (2)	0.073	74.30	13:51:11.863
5 -	<b>2:23.759 (1)</b>		<b>74.34</b>	<b>13:53:35.622</b>

P25 40 Michael BLAKE				
LAP	LAP TIME	DIFF	MPH	TIME OF DAY
1 -	2:36.897	12.775	68.12	13:44:01.324
2 -	2:27.321	3.199	72.54	13:46:28.645
3 -	2:26.789 (3)	2.667	72.81	13:48:55.434
4 -	2:24.475 (2)	0.353	73.97	13:51:19.909
5 -	<b>2:24.122 (1)</b>		<b>74.15</b>	<b>13:53:44.031</b>

P26 38 Tom SAVILLE				
LAP	LAP TIME	DIFF	MPH	TIME OF DAY
1 -	2:38.156	15.060	67.57	13:44:02.583
2 -	2:26.179 (3)	3.083	73.11	13:46:28.762
3 -	2:28.310	5.214	72.06	13:48:57.072
4 -	2:25.661 (2)	2.565	73.37	13:51:22.733
5 -	<b>2:23.096 (1)</b>		<b>74.69</b>	<b>13:53:45.829</b>

P27 63 Dan HARDY				
LAP	LAP TIME	DIFF	MPH	TIME OF DAY
1 -	2:35.880	10.137	68.56	13:44:00.307
2 -	2:27.753 (3)	2.010	72.33	13:46:28.060
3 -	2:29.030	3.287	71.71	13:48:57.090
4 -	<b>2:25.743 (1)</b>		<b>73.33</b>	<b>13:51:22.833</b>
5 -	2:26.238 (2)	0.495	73.08	13:53:49.071

P28 77 Ray PETTY				
LAP	LAP TIME	DIFF	MPH	TIME OF DAY
1 -	2:36.505	11.303	68.29	13:44:00.932
2 -	2:27.970 (3)	2.768	72.23	13:46:28.902
3 -	2:28.133	2.931	72.15	13:48:57.035
4 -	2:27.221 (2)	2.019	72.59	13:51:24.256
5 -	<b>2:25.202 (1)</b>		<b>73.60</b>	<b>13:53:49.458</b>

Weather / Track : Cloudy / Dry

Snetterton 300  
Circuit Length = 2.9689 miles  
Start: 13:41 Flag 13:52 End: 13:55

# BMCRG-MRO Championships 2013 - Snetterton 300 Rnd 5

## EDlasia Formula 400 inc Sub 64 & Rookies

### RACE 9 - LAP ANALYSIS

DIFF = Difference To Personal Best Lap

<b>P29 55 Paul TOLAND</b>				
LAP	LAP TIME	DIFF	MPH	TIME OF DAY
1 -	2:38.312	11.151	67.51	13:44:02.739
2 -	<b>2:27.161 (1)</b>		<b>72.62</b>	<b>13:46:29.900</b>
3 -	2:28.828	1.667	71.81	13:48:58.728
4 -	2:27.396 (3)	0.235	72.51	13:51:26.124
5 -	2:27.169 (2)	0.008	72.62	13:53:53.293

<b>P30 25 Grant WALDER</b>				
LAP	LAP TIME	DIFF	MPH	TIME OF DAY
1 -	2:41.775	13.286	66.06	13:44:06.202
2 -	2:31.537	3.048	70.53	13:46:37.739
3 -	2:30.329 (3)	1.840	71.09	13:49:08.068
4 -	<b>2:28.489 (1)</b>		<b>71.97</b>	<b>13:51:36.557</b>
5 -	2:28.820 (2)	0.331	71.81	13:54:05.377

<b>P31 58 Steve YOUNG</b>				
LAP	LAP TIME	DIFF	MPH	TIME OF DAY
1 -	2:42.854	13.994	65.62	13:44:07.281
2 -	2:32.240 (3)	3.380	70.20	13:46:39.521
3 -	2:36.252	7.392	68.40	13:49:15.773
4 -	<b>2:28.860 (1)</b>		<b>71.79</b>	<b>13:51:44.633</b>
5 -	2:31.067 (2)	2.207	70.75	13:54:15.700

<b>P32 98 Robert PRAGNELL</b>				
LAP	LAP TIME	DIFF	MPH	TIME OF DAY
1 -	2:42.251	12.212	65.87	13:44:06.678
2 -	2:33.059 (3)	3.020	69.82	13:46:39.737
3 -	2:35.707	5.668	68.64	13:49:15.444
4 -	2:30.766 (2)	0.727	70.89	13:51:46.210
5 -	<b>2:30.039 (1)</b>		<b>71.23</b>	<b>13:54:16.249</b>

<b>P33 87 Peter HIGGINS</b>				
LAP	LAP TIME	DIFF	MPH	TIME OF DAY
1 -	2:41.236	7.987	66.28	13:44:05.663
2 -	<b>2:33.249 (1)</b>		<b>69.74</b>	<b>13:46:38.912</b>
3 -	2:36.611	3.362	68.24	13:49:15.523
4 -	2:35.748 (3)	2.499	68.62	13:51:51.271
5 -	2:34.836 (2)	1.587	69.02	13:54:26.107

<b>P34 168 Marek WIECKOWSKI</b>				
LAP	LAP TIME	DIFF	MPH	TIME OF DAY
1 -	2:47.606	14.062	63.76	13:44:12.033
2 -	2:36.867	3.323	68.13	13:46:48.900
3 -	2:36.687 (3)	3.143	68.21	13:49:25.587
4 -	2:33.656 (2)	0.112	69.55	13:51:59.243
5 -	<b>2:33.544 (1)</b>		<b>69.60</b>	<b>13:54:32.787</b>

<b>P35 172 Len WHALIN</b>				
LAP	LAP TIME	DIFF	MPH	TIME OF DAY
1 -	2:50.509	15.840	62.68	13:44:14.936
2 -	2:35.836 (2)	1.167	68.58	13:46:50.772
3 -	2:36.346 (3)	1.677	68.36	13:49:27.118
4 -	<b>2:34.669 (1)</b>		<b>69.10</b>	<b>13:52:01.787</b>
5 -	2:38.108	3.439	67.59	13:54:39.895

DIFF = Difference To Personal Best Lap

<b>P36 6 Martin PEARSON</b>				
LAP	LAP TIME	DIFF	MPH	TIME OF DAY
1 -	2:49.615	14.255	63.01	13:44:14.042
2 -	2:35.833 (2)	0.473	68.58	13:46:49.875
3 -	2:38.375 (3)	3.015	67.48	13:49:28.250
4 -	<b>2:35.360 (1)</b>		<b>68.79</b>	<b>13:52:03.610</b>
5 -	2:42.388	7.028	65.81	13:54:45.998

<b>P37 59 Danielle COOPER</b>				
LAP	LAP TIME	DIFF	MPH	TIME OF DAY
1 -	2:57.450	6.826	60.23	13:44:21.877
2 -	<b>2:50.624 (1)</b>		<b>62.64</b>	<b>13:47:12.501</b>
3 -	2:54.833 (3)	4.209	61.13	13:50:07.334
4 -	2:52.639 (2)	2.015	61.91	13:52:59.973

<b>P38 88 Mark THOMPSON</b>				
LAP	LAP TIME	DIFF	MPH	TIME OF DAY
1 -	2:59.608 (3)	7.709	59.50	13:44:24.035
2 -	<b>2:51.899 (1)</b>		<b>62.17</b>	<b>13:47:15.934</b>
3 -	2:55.462 (2)	3.563	60.91	13:50:11.396

Weather / Track : Cloudy / Dry

Snetterton 300  
Circuit Length = 2.9689 miles  
Start: 13:41 Flag 13:52 End: 13:55


# BMCRC-MRO Championships 2013 - Snetterton 300 Rnd 5

## EDlasia Formula 400 inc Sub 64 & Rookies

### RACE 20 - GRID



ROW 10			38	88 Mark THOMPSON		37	59 Danielle COOPER					
ROW 9		36	6 Martin PEARSON		35	172 Len WHALIN		34	168 Marek WIECKOWSKI		33	87 Peter HIGGINS
ROW 8		32	98 Robert PRAGNELL		31	58 Steve YOUNG		30	25 Grant WALDER		29	55 Paul TOLAND
ROW 7		28	77 Ray PETTY		27	63 Dan HARDY		26	38 Tom SAVILLE		25	40 Michael BLAKE
ROW 6		24	68 Alan HUGHES		23	16 Matt BARBER		22	19 Patricia ROBERTS		21	54 Eric GORRIDGE
ROW 5		20	127 Adam GREEN		19	27 Wes SMITH		18	32 Robin HOMEWOOD		17	52 Gary JARMAN
ROW 4		16	73 Stephen BORN		15	9 Paul DAVIES		14	57 Roy DEWHURST		13	35 Daniel INGHAM
ROW 3		12	33 Carl JOHNSTONE		11	66 James CASWELL-COX		10	3 Paul ELLERKER		9	71 Daniel ANDERSON
ROW 2		8	50 Graham HIGLETT		7	14 Gary SMITH		6	11 Daniel RUTH		5	21 Alan WATSON
ROW 1		4	45 Colin MARTIN		3	99 Francesco CAVALLI		2	4 Chris CAMPS		1	48 Richie WELSH
												<b>Pole</b>



Snetterton 300  
Circuit Length = 2.9689 miles

These results are provisional until the conclusion of any judicial and technical matters.

Clerk Of Course :		Timekeeper :	
-------------------	--	--------------	--

Results can be found at [www.tsl-timing.com](http://www.tsl-timing.com)

Printed - 14:00 Sunday, 23 June 2013



# BMCRC-MRO Championships 2013 - Snetterton 300 Rnd 5

## EDlasia Formula 400 inc Sub 64 & Rookies

### RACE 20 - CLASSIFICATION



POS	NO	CL	PIC NAME	R	ENTRY	LAPS	TIME	GAP	DIFF	MPH	BEST	ON
1	4		1 Chris CAMPS		Kawasaki - thesportsinjuryclinic.org	5	11:42.515			76.07	2:12.292	2
2	45		2 Colin MARTIN		Kawasaki - David Simon Tuning	5	11:49.920	7.405	7.405	75.27	2:12.432	2
3	11		3 Daniel RUTH		Kawasaki -	5	11:57.026	14.511	7.106	74.53	2:12.069	2
4	14	S	1 Gary SMITH		Kawasaki - SDC Performance	5	12:08.225	25.710	11.199	73.38	2:12.266	2
5	71		4 Daniel ANDERSON		Kawasaki -	5	12:26.607	44.092	18.382	71.57	2:22.632	2
6	33	S	2 Carl JOHNSTONE		Yamaha - BB Plastics	5	12:28.099	45.584	1.492	71.43	2:19.488	2
7	50	S	3 Graham HIGLETT		Kawasaki - Face to Face Finance	5	12:28.431	45.916	0.332	71.40	2:21.039	5
8	66	S	4 James CASWELL-COX		Honda - David Simon/Sussex Rolling Road	5	12:28.595	46.080	0.164	71.38	2:21.877	2
9	9		5 Paul DAVIES	R	Kawasaki - LJ Racing	5	12:29.271	46.756	0.676	71.32	2:21.089	2
10	32	S	5 Robin HOMEWOOD		Honda -	5	12:29.929	47.414	0.658	71.26	2:20.970	2
11	52		6 Gary JARMAN		Kawasaki -	5	12:32.488	49.973	2.559	71.01	2:21.302	2
12	35		7 Daniel INGHAM		Honda - Oadby M/Cycles	5	12:34.250	51.735	1.762	70.85	2:24.380	2
13	27		8 Wes SMITH		Kawasaki -	5	12:36.840	54.325	2.590	70.60	2:22.405	2
14	68	S	6 Alan HUGHES	R	Kawasaki -	5	12:51.174	1:08.659	14.334	69.29	2:27.605	2
15	54		9 Eric GORRIDGE		Kawasaki -	5	12:51.315	1:08.800	0.141	69.28	2:25.560	2
16	16	S	7 Matt BARBER	R	Yamaha - Wave Developments	5	13:04.273	1:21.758	12.958	68.13	2:32.336	2
17	48		10 Richie WELSH		Yamaha - Peter Flemming	5	13:05.670	1:23.155	1.397	68.01	2:25.805	2
18	127	S	8 Adam GREEN	R	Kawasaki - RAFMSA	5	13:07.694	1:25.179	2.024	67.84	2:25.763	2
19	77		11 Ray PETTY		Kawasaki -	5	13:08.130	1:25.615	0.436	67.80	2:32.372	5
20	38		12 Tom SAVILLE		Kawasaki - Sabre Engineering	5	13:13.156	1:30.641	5.026	67.37	2:27.776	2
21	63		13 Dan HARDY	R	Kawasaki -	5	13:15.334	1:32.819	2.178	67.19	2:29.187	5
22	25	S	9 Grant WALDER		Kawasaki - Fins M/C's	5	13:15.453	1:32.938	0.119	67.18	2:31.489	5
23	98	S	10 Robert PRAGNELL		Kawasaki -	5	14:26.091	2:43.576	1:10.638	61.70	2:46.576	2
24	171		14 Tess BICKERSTAFF	R	Kawasaki -	4	11:59.768	1 Lap	1 Lap	59.39	2:54.129	2
25	59	S	11 Danielle COOPER	R	Kawasaki -	4	12:26.563	1 Lap	26.795	57.26	3:02.162	1

#### NOT CLASSIFIED

DNF	99		Francesco CAVALLI		Honda - Motoeng.com	3	7:06.015	2 Laps	1 Lap	75.26	2:12.245	2
DNF	19	S	Patricia ROBERTS	R	Kawasaki - Mark Jordan	3	7:50.871	2 Laps	44.856	68.09	2:27.137	2
DNF	21		Alan WATSON		Kawasaki - Baker Racing	2	4:47.942	3 Laps	1 Lap	74.23	2:22.042	2
DNF	40		Michael BLAKE		Kawasaki -	2	5:18.026	3 Laps	30.084	67.21	2:34.519	2
DNF	88		Mark THOMPSON	R	Yamaha -	1	3:03.085	4 Laps	1 Lap	58.37	3:03.085	1
DNF	57		Roy DEWHURST		Kawasaki - Dawn	0						
DNF	87		Peter HIGGINS		Kawasaki -	0						

#### FASTEST LAP

	11		Daniel RUTH		Kawasaki -	2	2:12.069		80.92 mph		130.24 kph	
	14	S	Gary SMITH		Kawasaki - SDC Performance	2	2:12.266		80.80 mph		130.04 kph	

Weather / Track : Showers / Damp

These results are provisional until the conclusion of any judicial and technical matters.

Snetterton 300

Circuit Length = 2.9689 miles

Start: 17:17 Flag 17:29 End: 17:32

Clerk Of Course :	Timekeeper :
-------------------	--------------

Results can be found at [www.tsl-timing.com](http://www.tsl-timing.com)

Printed - 17:33 Sunday, 23 June 2013



# BMCR-CMRO Championships 2013 - Snetterton 300 Rnd 5

## EDlasia Formula 400 inc Sub 64 & Rookies

### RACE 20 - LAP CHART

LAP 1		
NO	BEHIND	LAP TIME

4		2:17.663
99	1.086	2:18.749
45	1.750	2:19.413
11	2.298	2:19.961
14	2.783	2:20.446
66	7.847	2:25.510
21	8.237	2:25.900
50	8.253	2:25.916
71	9.897	2:27.560
35	10.477	2:28.140
33	11.297	2:28.960
52	11.794	2:29.457
27	12.328	2:29.991
32	12.706	2:30.369
9	13.591	2:31.254
68	17.682	2:35.345
48	17.996	2:35.659
19	18.509	2:36.172
127	18.670	2:36.333
16	18.791	2:36.454
54	19.975	2:37.638
38	20.951	2:38.614
63	24.712	2:42.375
25	25.020	2:42.683
77	25.133	2:42.796
40	25.844	2:43.507
98	30.420	2:48.083
171	41.488	2:59.151
59	44.499	3:02.162
88	45.422	3:03.085

LAP 2		
NO	BEHIND	LAP TIME

4		2:12.292
99	1.039	2:12.245
45	1.890	2:12.432
11	2.075	2:12.069
14	2.757	2:12.266
66	17.432	2:21.877
50	17.457	2:21.496
21	17.987	2:22.042
33	18.493	2:19.488
71	20.237	2:22.632
52	20.804	2:21.302
32	21.384	2:20.970
9	22.388	2:21.089
27	22.441	2:22.405
35	22.565	2:24.380
48	31.509	2:25.805
127	32.141	2:25.763
68	32.995	2:27.605
54	33.243	2:25.560
19	33.354	2:27.137
38	36.435	2:27.776
16	38.835	2:32.336
25	45.152	2:32.424
63	47.184	2:34.764
77	47.386	2:34.545
40	48.071	2:34.519
98	1:04.704	2:46.576
171	1:23.325	2:54.129
59	1:36.326	3:04.119

LAP 3		
NO	BEHIND	LAP TIME

4		2:27.952
45	7.927	2:33.989
99	8.108	2:35.021
11	8.360	2:34.237
14	8.461	2:33.656
66	29.182	2:39.702
33	30.254	2:39.713
71	31.804	2:39.519
50	33.634	2:44.129
52	34.049	2:41.197
35	36.155	2:41.542
27	37.152	2:42.663
32	38.181	2:44.749
9	38.300	2:43.864
68	49.943	2:44.900
48	50.549	2:46.992
54	51.561	2:46.270
127	51.720	2:47.531
16	51.836	2:40.953
19	52.964	2:47.562
77	1:01.432	2:41.998
38	1:04.935	2:56.452
25	1:07.819	2:50.619
63	1:12.949	2:53.717
98	1:36.874	3:00.122
171	2:06.125	3:10.752

LAP 4		
NO	BEHIND	LAP TIME

4		2:25.512
59	1 Lap	3:17.643
45	8.434	2:26.019
11	10.349	2:27.501
14	14.644	2:31.695
71	37.706	2:31.414
66	39.570	2:35.900
33	40.255	2:35.513
52	40.638	2:32.101
27	41.416	2:29.776
9	42.677	2:29.889
32	43.586	2:30.917
35	43.624	2:32.981
50	43.973	2:35.851
68	57.870	2:33.439
54	1:01.288	2:35.239
16	1:04.632	2:38.308
48	1:05.898	2:40.861
127	1:08.094	2:41.886
77	1:12.339	2:36.419
38	1:16.136	2:36.713
25	1:20.545	2:38.238
63	1:22.728	2:35.291
98	2:06.969	2:55.607

LAP 5		
NO	BEHIND	LAP TIME

4		2:19.096
45	7.405	2:18.067
11	14.511	2:23.258
171	1 Lap	2:55.736

14	25.710	2:30.162
59	1 Lap	3:02.639
71	44.092	2:25.482
33	45.584	2:24.425
50	45.916	2:21.039
66	46.080	2:25.606
9	46.756	2:23.175
32	47.414	2:22.924
52	49.973	2:28.431
35	51.735	2:27.207
27	54.325	2:32.005
68	1:08.659	2:29.885
54	1:08.800	2:26.608
16	1:21.758	2:36.222
48	1:23.155	2:36.353
127	1:25.179	2:36.181
77	1:25.615	2:32.372
38	1:30.641	2:33.601
63	1:32.819	2:29.187
25	1:32.938	2:31.489
98	2:43.576	2:55.703

Weather / Track : Showers / Damp

Results can be found at [www.tsl-timing.com](http://www.tsl-timing.com)

Snetterton 300  
Circuit Length = 2.9689 miles  
Start: 17:17 Flag 17:29 End: 17:32

Printed - 17:35 Sunday, 23 June 2013



# BMCRC-MRO Championships 2013 - Snetterton 300 Rnd 5

## EDlasia Formula 400 inc Sub 64 & Rookies

### RACE 20 - LAP ANALYSIS

DIFF = Difference To Personal Best Lap

P1 4 Chris CAMPS				
LAP	LAP TIME	DIFF	MPH	TIME OF DAY
1 -	2:17.663 (2)	5.371	77.63	17:20:09.971
2 -	<b>2:12.292 (1)</b>		<b>80.79</b>	<b>17:22:22.263</b>
3 -	2:27.952	15.660	72.24	17:24:50.215
4 -	2:25.512	13.220	73.45	17:27:15.727
5 -	2:19.096 (3)	6.804	76.83	17:29:34.823

P2 45 Colin MARTIN				
LAP	LAP TIME	DIFF	MPH	TIME OF DAY
1 -	2:19.413 (3)	6.981	76.66	17:20:11.721
2 -	<b>2:12.432 (1)</b>		<b>80.70</b>	<b>17:22:24.153</b>
3 -	2:33.989	21.557	69.40	17:24:58.142
4 -	2:26.019	13.587	73.19	17:27:24.161
5 -	2:18.067 (2)	5.635	77.41	17:29:42.228

P3 11 Daniel RUTH				
LAP	LAP TIME	DIFF	MPH	TIME OF DAY
1 -	2:19.961 (2)	7.892	76.36	17:20:12.269
2 -	<b>2:12.069 (1)</b>		<b>80.92</b>	<b>17:22:24.338</b>
3 -	2:34.237	22.168	69.29	17:24:58.575
4 -	2:27.501	15.432	72.46	17:27:26.076
5 -	2:23.258 (3)	11.189	74.60	17:29:49.334

P4 14 Gary SMITH				
LAP	LAP TIME	DIFF	MPH	TIME OF DAY
1 -	2:20.446 (2)	8.180	76.10	17:20:12.754
2 -	<b>2:12.266 (1)</b>		<b>80.80</b>	<b>17:22:25.020</b>
3 -	2:33.656	21.390	69.55	17:24:58.676
4 -	2:31.695	19.429	70.45	17:27:30.371
5 -	2:30.162 (3)	17.896	71.17	17:30:00.533

P5 71 Daniel ANDERSON				
LAP	LAP TIME	DIFF	MPH	TIME OF DAY
1 -	2:27.560 (3)	4.928	72.43	17:20:19.868
2 -	<b>2:22.632 (1)</b>		<b>74.93</b>	<b>17:22:42.500</b>
3 -	2:39.519	16.887	67.00	17:25:22.019
4 -	2:31.414	8.782	70.58	17:27:53.433
5 -	2:25.482 (2)	2.850	73.46	17:30:18.915

P6 33 Carl JOHNSTONE				
LAP	LAP TIME	DIFF	MPH	TIME OF DAY
1 -	2:28.960 (3)	9.472	71.75	17:20:21.268
2 -	<b>2:19.488 (1)</b>		<b>76.62</b>	<b>17:22:40.756</b>
3 -	2:39.713	20.225	66.92	17:25:20.469
4 -	2:35.513	16.025	68.72	17:27:55.982
5 -	2:24.425 (2)	4.937	74.00	17:30:20.407

P7 50 Graham HIGLETT				
LAP	LAP TIME	DIFF	MPH	TIME OF DAY
1 -	2:25.916 (3)	4.877	73.24	17:20:18.224
2 -	2:21.496 (2)	0.457	75.53	17:22:39.720
3 -	2:44.129	23.090	65.12	17:25:23.849
4 -	2:35.851	14.812	68.57	17:27:59.700
5 -	<b>2:21.039 (1)</b>		<b>75.78</b>	<b>17:30:20.739</b>

DIFF = Difference To Personal Best Lap

P8 66 James CASWELL-COX				
LAP	LAP TIME	DIFF	MPH	TIME OF DAY
1 -	2:25.510 (2)	3.633	73.45	17:20:17.818
2 -	<b>2:21.877 (1)</b>		<b>75.33</b>	<b>17:22:39.695</b>
3 -	2:39.702	17.825	66.92	17:25:19.397
4 -	2:35.900	14.023	68.55	17:27:55.297
5 -	2:25.606 (3)	3.729	73.40	17:30:20.903

P9 9 Paul DAVIES				
LAP	LAP TIME	DIFF	MPH	TIME OF DAY
1 -	2:31.254	10.165	70.66	17:20:23.562
2 -	<b>2:21.089 (1)</b>		<b>75.75</b>	<b>17:22:44.651</b>
3 -	2:43.864	22.775	65.22	17:25:28.515
4 -	2:29.889 (3)	8.800	71.30	17:27:58.404
5 -	2:23.175 (2)	2.086	74.65	17:30:21.579

P10 32 Robin HOMEWOOD				
LAP	LAP TIME	DIFF	MPH	TIME OF DAY
1 -	2:30.369 (3)	9.399	71.07	17:20:22.677
2 -	<b>2:20.970 (1)</b>		<b>75.81</b>	<b>17:22:43.647</b>
3 -	2:44.749	23.779	64.87	17:25:28.396
4 -	2:30.917	9.947	70.82	17:27:59.313
5 -	2:22.924 (2)	1.954	74.78	17:30:22.237

P11 52 Gary JARMAN				
LAP	LAP TIME	DIFF	MPH	TIME OF DAY
1 -	2:29.457 (3)	8.155	71.51	17:20:21.765
2 -	<b>2:21.302 (1)</b>		<b>75.63</b>	<b>17:22:43.067</b>
3 -	2:41.197	19.895	66.30	17:25:24.264
4 -	2:32.101	10.799	70.26	17:27:56.365
5 -	2:28.431 (2)	7.129	72.00	17:30:24.796

P12 35 Daniel INGHAM				
LAP	LAP TIME	DIFF	MPH	TIME OF DAY
1 -	2:28.140 (3)	3.760	72.14	17:20:20.448
2 -	<b>2:24.380 (1)</b>		<b>74.02</b>	<b>17:22:44.828</b>
3 -	2:41.542	17.162	66.16	17:25:26.370
4 -	2:32.981	8.601	69.86	17:27:59.351
5 -	2:27.207 (2)	2.827	72.60	17:30:26.558

P13 27 Wes SMITH				
LAP	LAP TIME	DIFF	MPH	TIME OF DAY
1 -	2:29.991 (3)	7.586	71.25	17:20:22.299
2 -	<b>2:22.405 (1)</b>		<b>75.05</b>	<b>17:22:44.704</b>
3 -	2:42.663	20.258	65.70	17:25:27.367
4 -	2:29.776 (2)	7.371	71.36	17:27:57.143
5 -	2:32.005	9.600	70.31	17:30:29.148

P14 68 Alan HUGHES				
LAP	LAP TIME	DIFF	MPH	TIME OF DAY
1 -	2:35.345	7.740	68.80	17:20:27.653
2 -	<b>2:27.605 (1)</b>		<b>72.41</b>	<b>17:22:55.258</b>
3 -	2:44.900	17.295	64.81	17:25:40.158
4 -	2:33.439 (3)	5.834	69.65	17:28:13.597
5 -	2:29.885 (2)	2.280	71.30	17:30:43.482

Weather / Track : Showers / Damp

Snetterton 300  
Circuit Length = 2.9689 miles  
Start: 17:17 Flag 17:29 End: 17:32

# BMCRC-MRO Championships 2013 - Snetterton 300 Rnd 5

## EDlasia Formula 400 inc Sub 64 & Rookies

### RACE 20 - LAP ANALYSIS

DIFF = Difference To Personal Best Lap

<b>P15 54 Eric GORRIDGE</b>				
LAP	LAP TIME	DIFF	MPH	TIME OF DAY
1 -	2:37.638	12.078	67.80	17:20:29.946
2 -	<b>2:25.560 (1)</b>		<b>73.42</b>	<b>17:22:55.506</b>
3 -	2:46.270	20.710	64.28	17:25:41.776
4 -	2:35.239 (3)	9.679	68.84	17:28:17.015
5 -	2:26.608 (2)	1.048	72.90	17:30:43.623

<b>P16 16 Matt BARBER</b>				
LAP	LAP TIME	DIFF	MPH	TIME OF DAY
1 -	2:36.454 (3)	4.118	68.31	17:20:28.762
2 -	<b>2:32.336 (1)</b>		<b>70.16</b>	<b>17:23:01.098</b>
3 -	2:40.953	8.617	66.40	17:25:42.051
4 -	2:38.308	5.972	67.51	17:28:20.359
5 -	2:36.222 (2)	3.886	68.41	17:30:56.581

<b>P17 48 Richie WELSH</b>				
LAP	LAP TIME	DIFF	MPH	TIME OF DAY
1 -	2:35.659 (2)	9.854	68.66	17:20:27.967
2 -	<b>2:25.805 (1)</b>		<b>73.30</b>	<b>17:22:53.772</b>
3 -	2:46.992	21.187	64.00	17:25:40.764
4 -	2:40.861	15.056	66.44	17:28:21.625
5 -	2:36.353 (3)	10.548	68.35	17:30:57.978

<b>P18 127 Adam GREEN</b>				
LAP	LAP TIME	DIFF	MPH	TIME OF DAY
1 -	2:36.333 (3)	10.570	68.36	17:20:28.641
2 -	<b>2:25.763 (1)</b>		<b>73.32</b>	<b>17:22:54.404</b>
3 -	2:47.531	21.768	63.79	17:25:41.935
4 -	2:41.886	16.123	66.02	17:28:23.821
5 -	2:36.181 (2)	10.418	68.43	17:31:00.002

<b>P19 77 Ray PETTY</b>				
LAP	LAP TIME	DIFF	MPH	TIME OF DAY
1 -	2:42.796	10.424	65.65	17:20:35.104
2 -	2:34.545 (2)	2.173	69.15	17:23:09.649
3 -	2:41.998	9.626	65.97	17:25:51.647
4 -	2:36.419 (3)	4.047	68.32	17:28:28.066
5 -	<b>2:32.372 (1)</b>		<b>70.14</b>	<b>17:31:00.438</b>

<b>P20 38 Tom SAVILLE</b>				
LAP	LAP TIME	DIFF	MPH	TIME OF DAY
1 -	2:38.614	10.838	67.38	17:20:30.922
2 -	<b>2:27.776 (1)</b>		<b>72.32</b>	<b>17:22:58.698</b>
3 -	2:56.452	28.676	60.57	17:25:55.150
4 -	2:36.713 (3)	8.937	68.20	17:28:31.863
5 -	2:33.601 (2)	5.825	69.58	17:31:05.464

<b>P21 63 Dan HARDY</b>				
LAP	LAP TIME	DIFF	MPH	TIME OF DAY
1 -	2:42.375	13.188	65.82	17:20:34.683
2 -	2:34.764 (2)	5.577	69.06	17:23:09.447
3 -	2:53.717	24.530	61.52	17:26:03.164
4 -	2:35.291 (3)	6.104	68.82	17:28:38.455
5 -	<b>2:29.187 (1)</b>		<b>71.64</b>	<b>17:31:07.642</b>

DIFF = Difference To Personal Best Lap

<b>P22 25 Grant WALDER</b>				
LAP	LAP TIME	DIFF	MPH	TIME OF DAY
1 -	2:42.683	11.194	65.69	17:20:34.991
2 -	2:32.424 (2)	0.935	70.12	17:23:07.415
3 -	2:50.619	19.130	62.64	17:25:58.034
4 -	2:38.238 (3)	6.749	67.54	17:28:36.272
5 -	<b>2:31.489 (1)</b>		<b>70.55</b>	<b>17:31:07.761</b>

<b>P23 98 Robert PRAGNELL</b>				
LAP	LAP TIME	DIFF	MPH	TIME OF DAY
1 -	2:48.083 (2)	1.507	63.58	17:20:40.391
2 -	<b>2:46.576 (1)</b>		<b>64.16</b>	<b>17:23:26.967</b>
3 -	3:00.122	13.546	59.33	17:26:27.089
4 -	2:55.607 (3)	9.031	60.86	17:29:22.696
5 -	2:55.703	9.127	60.83	17:32:18.399

<b>P24 171 Tess BICKERSTAFF</b>				
LAP	LAP TIME	DIFF	MPH	TIME OF DAY
1 -	2:59.151 (3)	5.022	59.65	17:20:51.459
2 -	<b>2:54.129 (1)</b>		<b>61.38</b>	<b>17:23:45.588</b>
3 -	3:10.752	16.623	56.03	17:26:56.340
4 -	2:55.736 (2)	1.607	60.81	17:29:52.076

<b>P25 59 Danielle COOPER</b>				
LAP	LAP TIME	DIFF	MPH	TIME OF DAY
1 -	<b>3:02.162 (1)</b>		<b>58.67</b>	<b>17:20:54.470</b>
2 -	3:04.119 (3)	1.956	58.04	17:23:58.589
3 -	3:17.643	15.480	54.07	17:27:16.232
4 -	3:02.639 (2)	0.476	58.52	17:30:18.871

<b>P26 99 Francesco CAVALLI</b>				
LAP	LAP TIME	DIFF	MPH	TIME OF DAY
1 -	2:18.749 (2)	6.504	77.03	17:20:11.057
2 -	<b>2:12.245 (1)</b>		<b>80.82</b>	<b>17:22:23.302</b>
3 -	2:35.021 (3)	22.776	68.94	17:24:58.323

<b>P27 19 Patricia ROBERTS</b>				
LAP	LAP TIME	DIFF	MPH	TIME OF DAY
1 -	2:36.172 (2)	9.035	68.43	17:20:28.480
2 -	<b>2:27.137 (1)</b>		<b>72.64</b>	<b>17:22:55.617</b>
3 -	2:47.562 (3)	20.425	63.78	17:25:43.179

<b>P28 21 Alan WATSON</b>				
LAP	LAP TIME	DIFF	MPH	TIME OF DAY
1 -	2:25.900 (2)	3.858	73.25	17:20:18.208
2 -	<b>2:22.042 (1)</b>		<b>75.24</b>	<b>17:22:40.250</b>

<b>P29 40 Michael BLAKE</b>				
LAP	LAP TIME	DIFF	MPH	TIME OF DAY
1 -	2:43.507 (2)	8.988	65.36	17:20:35.815
2 -	<b>2:34.519 (1)</b>		<b>69.17</b>	<b>17:23:10.334</b>

<b>P30 88 Mark THOMPSON</b>				
LAP	LAP TIME	DIFF	MPH	TIME OF DAY
1 -	<b>3:03.085 (1)</b>		<b>58.37</b>	<b>17:20:55.393</b>

Weather / Track : Showers / Damp

Snetterton 300  
Circuit Length = 2.9689 miles  
Start: 17:17 Flag 17:29 End: 17:32



# **BMCRC All-Comers Open Championship**

**Snetterton 300**

**21<sup>st</sup> – 23<sup>rd</sup> June 2013**



**Results Provided by Timing Solutions Ltd**  
[www.tsl-timing.com](http://www.tsl-timing.com)

# BMCRC-MRO Championships 2013 - Snetterton 300 Rnd 5

## BMCRC All-Comers Open Championship

### RACE 12 - CLASSIFICATION

POS	NO	NAME	ENTRY	LAPS	TIME	GAP	DIFF	MPH	BEST	ON
1	11	<b>Peter BAKER</b>	Kawasaki - Morello Services	5	10:00.783			88.95	<b>1:56.877</b>	5
2	126	<b>Daniel KINLOCH</b>	Yamaha - DK Racing	5	10:01.976	<b>1.193</b>	1.193	88.77	<b>1:58.919</b>	5
3	117	<b>Matthew PAULO</b>	Yamaha - Colin Appleyard/Macadam	5	10:02.374	<b>1.591</b>	0.398	88.71	<b>1:58.823</b>	4
4	63	<b>James WHITE</b>	Kawasaki - Team Afterdark	5	10:02.618	<b>1.835</b>	0.244	88.68	<b>1:57.868</b>	5
5	76	<b>Charlie KING</b>	Triumph - Pressure Integrity	5	10:08.201	<b>7.418</b>	5.583	87.86	<b>1:59.006</b>	5
6	52	<b>Tommy PHILP</b>	Yamaha - Berkshire M/C Centre	5	10:12.190	<b>11.407</b>	3.989	87.29	<b>2:00.134</b>	5
7	115	<b>Jon WAGHORN</b>	BMW -	5	10:14.691	<b>13.908</b>	2.501	86.93	<b>1:58.542</b>	3
8	114	<b>Dayne BLACKBURN</b>	Yamaha -	5	10:16.760	<b>15.977</b>	2.069	86.64	<b>2:01.734</b>	5
9	97	<b>James KIFF</b>	Suzuki - JK Auto-Tek	5	10:17.300	<b>16.517</b>	0.540	86.57	<b>2:01.389</b>	5
10	10	<b>Steve MURPHY</b>	Kawasaki -	5	10:17.439	<b>16.656</b>	0.139	86.55	<b>2:01.478</b>	2
11	155	<b>James EDWARDS</b>	Yamaha - 3Gi/Go Racing	5	10:19.088	<b>18.305</b>	1.649	86.32	<b>2:01.573</b>	5
12	58	<b>Jamie LOVEDAY</b>	Kawasaki - Insignia Signs	5	10:21.949	<b>21.166</b>	2.861	85.92	<b>2:01.287</b>	4
13	7	<b>Chris WOOLLETT</b>	Kawasaki - Littlewood Fencing	5	10:22.068	<b>21.285</b>	0.119	85.90	<b>2:01.340</b>	5
14	121	<b>Tom WARD</b>	Triumph - Tom Ward Racing	5	10:27.649	<b>26.866</b>	5.581	85.14	<b>2:01.052</b>	2
15	27	<b>Matt COLES</b>	Yamaha -	5	11:04.627	<b>1:03.844</b>	36.978	80.40	<b>2:09.382</b>	5
16	101	<b>Richard PAYNE</b>	Suzuki -	5	11:07.103	<b>1:06.320</b>	2.476	80.10	<b>2:11.048</b>	5
17	146	<b>Simon GATES</b>	Yamaha -	5	11:23.308	<b>1:22.525</b>	16.205	78.20	<b>2:13.988</b>	3
18	42	<b>James HOBSON</b>	Honda -	5	11:25.910	<b>1:25.127</b>	2.602	77.91	<b>2:13.667</b>	5

#### NOT CLASSIFIED

<i>DNF</i>	64	<b>Ashley BUXTON</b>	Yamaha -	3	6:09.738	<b>2 Laps</b>	2 Laps	86.72	<b>1:59.677</b>	2
<i>DNF</i>	18	<b>James COX</b>	Kawasaki - Highbridge Caravans	2	4:03.821	<b>3 Laps</b>	1 Lap	87.67	<b>1:57.875</b>	2
<i>DNF</i>	48	<b>Christos BOUZOUKIS</b>	Yamaha -	0						
<i>DNF</i>	148	<b>Nicky WILSON</b>	Ducati - Demon Designs UK	0						

#### FASTEST LAP

11	<b>Peter BAKER</b>	Kawasaki - Morello Services	5	1:56.877	91.44 mph	147.17 kph
----	--------------------	-----------------------------	---	----------	-----------	------------

Weather / Track : Cloudy / Dry

These results are provisional until the conclusion of any judicial and technical matters.

Snetterton 300

Circuit Length = 2.9689 miles

Start: 14:48 Flag 14:58 End: 14:59

Clerk Of Course :	Timekeeper :
-------------------	--------------

Results can be found at [www.tsl-timing.com](http://www.tsl-timing.com)

Printed - 15:01 Sunday, 23 June 2013



# BMCRC-MRO Championships 2013 - Snetterton 300 Rnd 5

## BMCRC All-Comers Open Championship

### RACE 12 - LAP CHART

LAP 1		
NO	BEHIND	LAP TIME

126		2:04.809
117	0.512	2:05.321
18	1.137	2:05.946
63	1.842	2:06.651
114	2.715	2:07.524
64	2.799	2:07.608
52	3.348	2:08.157
115	4.654	2:09.463
11	4.740	2:09.549
97	4.918	2:09.727
10	5.588	2:10.397
76	5.686	2:10.495
155	6.669	2:11.478
121	6.772	2:11.581
7	7.799	2:12.608
58	8.629	2:13.438
101	14.403	2:19.212
146	16.057	2:20.866
27	16.622	2:21.431
42	21.415	2:26.224

LAP 2		
NO	BEHIND	LAP TIME

18		1:57.875
126	0.782	1:59.794
117	1.072	1:59.572
63	2.613	1:59.783
64	3.464	1:59.677
11	4.241	1:58.513
114	6.265	2:02.562
115	6.546	2:00.904
52	6.566	2:02.230
76	6.819	2:00.145
97	7.948	2:02.042
10	8.054	2:01.478
121	8.812	2:01.052
155	9.377	2:01.720
7	12.210	2:03.423
58	13.502	2:03.885
101	27.425	2:12.034
27	29.610	2:12.000
146	31.439	2:14.394
42	38.637	2:16.234

LAP 3		
NO	BEHIND	LAP TIME

126		1:59.466
117	0.432	1:59.608
63	1.923	1:59.558
11	2.437	1:58.444
115	4.840	1:58.542
64	5.669	2:02.453
76	5.913	1:59.342
52	7.594	2:01.276
114	8.150	2:02.133
10	9.604	2:01.798
97	9.630	2:01.930
121	10.021	2:01.457
155	11.044	2:01.915
7	14.727	2:02.765
58	14.870	2:01.616

101	40.763	2:13.586
27	41.074	2:11.712
146	45.179	2:13.988
42	54.085	2:15.696

LAP 4		
NO	BEHIND	LAP TIME

126		1:58.988
117	0.267	1:58.823
11	0.849	1:57.400
63	1.693	1:58.758
76	6.138	1:59.213
52	8.999	2:00.393
114	11.969	2:02.807
115	12.067	2:06.215
10	12.434	2:01.818
97	12.854	2:02.212
155	14.458	2:02.402
58	17.169	2:01.287
121	17.261	2:06.228
7	17.671	2:01.932
27	52.188	2:10.102
101	52.998	2:11.223
146	1:00.408	2:14.217
42	1:09.186	2:14.089

LAP 5		
NO	BEHIND	LAP TIME

11		1:56.877
126	1.193	1:58.919
117	1.591	1:59.050
63	1.835	1:57.868
76	7.418	1:59.006
52	11.407	2:00.134
115	13.908	1:59.567
114	15.977	2:01.734
97	16.517	2:01.389
10	16.656	2:01.948
155	18.305	2:01.573
58	21.166	2:01.723
7	21.285	2:01.340
121	26.866	2:07.331
27	1:03.844	2:09.382
101	1:06.320	2:11.048
146	1:22.525	2:19.843
42	1:25.127	2:13.667

Weather / Track : Cloudy / Dry

Results can be found at [www.tsl-timing.com](http://www.tsl-timing.com)

Snetterton 300  
Circuit Length = 2.9689 miles  
Start: 14:48 Flag 14:58 End: 14:59

Printed - 15:03 Sunday, 23 June 2013

# BMCRC-MRO Championships 2013 - Snetterton 300 Rnd 5

## BMCRC All-Comers Open Championship

### RACE 12 - LAP ANALYSIS

DIFF = Difference To Personal Best Lap

P1 11 Peter BAKER				
LAP	LAP TIME	DIFF	MPH	TIME OF DAY
1 -	2:09.549	12.672	82.50	14:50:33.813
2 -	1:58.513	1.636	90.18	14:52:32.326
3 -	1:58.444 (3)	1.567	90.23	14:54:30.770
4 -	1:57.400 (2)	0.523	91.03	14:56:28.170
5 -	<b>1:56.877 (1)</b>		<b>91.44</b>	<b>14:58:25.047</b>

P2 126 Daniel KINLOCH				
LAP	LAP TIME	DIFF	MPH	TIME OF DAY
1 -	2:04.809	5.890	85.63	14:50:29.073
2 -	1:59.794	0.875	89.22	14:52:28.867
3 -	1:59.466 (3)	0.547	89.46	14:54:28.333
4 -	1:58.988 (2)	0.069	89.82	14:56:27.321
5 -	<b>1:58.919 (1)</b>		<b>89.87</b>	<b>14:58:26.240</b>

P3 117 Matthew PAULO				
LAP	LAP TIME	DIFF	MPH	TIME OF DAY
1 -	2:05.321	6.498	85.28	14:50:29.585
2 -	1:59.572 (3)	0.749	89.38	14:52:29.157
3 -	1:59.608	0.785	89.35	14:54:28.765
4 -	<b>1:58.823 (1)</b>		<b>89.94</b>	<b>14:56:27.588</b>
5 -	1:59.050 (2)	0.227	89.77	14:58:26.638

P4 63 James WHITE				
LAP	LAP TIME	DIFF	MPH	TIME OF DAY
1 -	2:06.651	8.783	84.38	14:50:30.915
2 -	1:59.783	1.915	89.22	14:52:30.698
3 -	1:59.558 (3)	1.690	89.39	14:54:30.256
4 -	1:58.758 (2)	0.890	89.99	14:56:29.014
5 -	<b>1:57.868 (1)</b>		<b>90.67</b>	<b>14:58:26.882</b>

P5 76 Charlie KING				
LAP	LAP TIME	DIFF	MPH	TIME OF DAY
1 -	2:10.495	11.489	81.90	14:50:34.759
2 -	2:00.145	1.139	88.95	14:52:34.904
3 -	1:59.342 (3)	0.336	89.55	14:54:34.246
4 -	1:59.213 (2)	0.207	89.65	14:56:33.459
5 -	<b>1:59.006 (1)</b>		<b>89.81</b>	<b>14:58:32.465</b>

P6 52 Tommy PHILP				
LAP	LAP TIME	DIFF	MPH	TIME OF DAY
1 -	2:08.157	8.023	83.39	14:50:32.421
2 -	2:02.230	2.096	87.44	14:52:34.651
3 -	2:01.276 (3)	1.142	88.13	14:54:35.927
4 -	2:00.393 (2)	0.259	88.77	14:56:36.320
5 -	<b>2:00.134 (1)</b>		<b>88.96</b>	<b>14:58:36.454</b>

P7 115 Jon WAGHORN				
LAP	LAP TIME	DIFF	MPH	TIME OF DAY
1 -	2:09.463	10.921	82.55	14:50:33.727
2 -	2:00.904 (3)	2.362	88.40	14:52:34.631
3 -	<b>1:58.542 (1)</b>		<b>90.16</b>	<b>14:54:33.173</b>
4 -	2:06.215	7.673	84.68	14:56:39.388
5 -	1:59.567 (2)	1.025	89.38	14:58:38.955

DIFF = Difference To Personal Best Lap

P8 114 Dayne BLACKBURN				
LAP	LAP TIME	DIFF	MPH	TIME OF DAY
1 -	2:07.524	5.790	83.81	14:50:31.788
2 -	2:02.562 (3)	0.828	87.20	14:52:34.350
3 -	2:02.133 (2)	0.399	87.51	14:54:36.483
4 -	2:02.807	1.073	87.03	14:56:39.290
5 -	<b>2:01.734 (1)</b>		<b>87.79</b>	<b>14:58:41.024</b>

P9 97 James KIFF				
LAP	LAP TIME	DIFF	MPH	TIME OF DAY
1 -	2:09.727	8.338	82.38	14:50:33.991
2 -	2:02.042 (3)	0.653	87.57	14:52:36.033
3 -	2:01.930 (2)	0.541	87.65	14:54:37.963
4 -	2:02.212	0.823	87.45	14:56:40.175
5 -	<b>2:01.389 (1)</b>		<b>88.04</b>	<b>14:58:41.564</b>

P10 10 Steve MURPHY				
LAP	LAP TIME	DIFF	MPH	TIME OF DAY
1 -	2:10.397	8.919	81.96	14:50:34.661
2 -	<b>2:01.478 (1)</b>		<b>87.98</b>	<b>14:52:36.139</b>
3 -	2:01.798 (2)	0.320	87.75	14:54:37.937
4 -	2:01.818 (3)	0.340	87.73	14:56:39.755
5 -	2:01.948	0.470	87.64	14:58:41.703

P11 155 James EDWARDS				
LAP	LAP TIME	DIFF	MPH	TIME OF DAY
1 -	2:11.478	9.905	81.29	14:50:35.742
2 -	2:01.720 (2)	0.147	87.80	14:52:37.462
3 -	2:01.915 (3)	0.342	87.66	14:54:39.377
4 -	2:02.402	0.829	87.31	14:56:41.779
5 -	<b>2:01.573 (1)</b>		<b>87.91</b>	<b>14:58:43.352</b>

P12 58 Jamie LOVEDAY				
LAP	LAP TIME	DIFF	MPH	TIME OF DAY
1 -	2:13.438	12.151	80.09	14:50:37.702
2 -	2:03.885	2.598	86.27	14:52:41.587
3 -	2:01.616 (2)	0.329	87.88	14:54:43.203
4 -	<b>2:01.287 (1)</b>		<b>88.12</b>	<b>14:56:44.490</b>
5 -	2:01.723 (3)	0.436	87.80	14:58:46.213

P13 7 Chris WOOLLETT				
LAP	LAP TIME	DIFF	MPH	TIME OF DAY
1 -	2:12.608	11.268	80.59	14:50:36.872
2 -	2:03.423	2.083	86.59	14:52:40.295
3 -	2:02.765 (3)	1.425	87.06	14:54:43.060
4 -	2:01.932 (2)	0.592	87.65	14:56:44.992
5 -	<b>2:01.340 (1)</b>		<b>88.08</b>	<b>14:58:46.332</b>

P14 121 Tom WARD				
LAP	LAP TIME	DIFF	MPH	TIME OF DAY
1 -	2:11.581	10.529	81.22	14:50:35.845
2 -	<b>2:01.052 (1)</b>		<b>88.29</b>	<b>14:52:36.897</b>
3 -	2:01.457 (2)	0.405	87.99	14:54:38.354
4 -	2:06.228 (3)	5.176	84.67	14:56:44.582
5 -	2:07.331	6.279	83.93	14:58:51.913

Weather / Track : Cloudy / Dry

Snetterton 300  
Circuit Length = 2.9689 miles  
Start: 14:48 Flag 14:58 End: 14:59

# BMCRC-MRO Championships 2013 - Snetterton 300 Rnd 5

## BMCRC All-Comers Open Championship

### RACE 12 - LAP ANALYSIS

DIFF = Difference To Personal Best Lap

<b>P15 27 Matt COLES</b>				
LAP	LAP TIME	DIFF	MPH	TIME OF DAY
1 -	2:21.431	12.049	75.57	14:50:45.695
2 -	2:12.000	2.618	80.97	14:52:57.695
3 -	2:11.712 (3)	2.330	81.14	14:55:09.407
4 -	2:10.102 (2)	0.720	82.15	14:57:19.509
5 -	<b>2:09.382 (1)</b>		<b>82.60</b>	<b>14:59:28.891</b>

<b>P16 101 Richard PAYNE</b>				
LAP	LAP TIME	DIFF	MPH	TIME OF DAY
1 -	2:19.212	8.164	76.77	14:50:43.476
2 -	2:12.034 (3)	0.986	80.94	14:52:55.510
3 -	2:13.586	2.538	80.00	14:55:09.096
4 -	2:11.223 (2)	0.175	81.44	14:57:20.319
5 -	<b>2:11.048 (1)</b>		<b>81.55</b>	<b>14:59:31.367</b>

<b>P17 146 Simon GATES</b>				
LAP	LAP TIME	DIFF	MPH	TIME OF DAY
1 -	2:20.866	6.878	75.87	14:50:45.130
2 -	2:14.394 (3)	0.406	79.52	14:52:59.524
3 -	<b>2:13.988 (1)</b>		<b>79.76</b>	<b>14:55:13.512</b>
4 -	2:14.217 (2)	0.229	79.63	14:57:27.729
5 -	2:19.843	5.855	76.42	14:59:47.572

<b>P18 42 James HOBSON</b>				
LAP	LAP TIME	DIFF	MPH	TIME OF DAY
1 -	2:26.224	12.557	73.09	14:50:50.488
2 -	2:16.234	2.567	78.45	14:53:06.722
3 -	2:15.696 (3)	2.029	78.76	14:55:22.418
4 -	2:14.089 (2)	0.422	79.70	14:57:36.507
5 -	<b>2:13.667 (1)</b>		<b>79.96</b>	<b>14:59:50.174</b>

<b>P19 64 Ashley BUXTON</b>				
LAP	LAP TIME	DIFF	MPH	TIME OF DAY
1 -	2:07.608 (3)	7.931	83.75	14:50:31.872
2 -	<b>1:59.677 (1)</b>		<b>89.30</b>	<b>14:52:31.549</b>
3 -	2:02.453 (2)	2.776	87.28	14:54:34.002

<b>P20 18 James COX</b>				
LAP	LAP TIME	DIFF	MPH	TIME OF DAY
1 -	2:05.946 (2)	8.071	84.86	14:50:30.210
2 -	<b>1:57.875 (1)</b>		<b>90.67</b>	<b>14:52:28.085</b>

Weather / Track : Cloudy / Dry



**MRO 600 inc Clubman 600**

**Snetterton 300**

**21<sup>st</sup> – 23<sup>rd</sup> June 2013**



**Results Provided by Timing Solutions Ltd**

**[www.tsl-timing.com](http://www.tsl-timing.com)**



# BMCRC-MRO Championships 2013 - Snetterton 300 Rnd 5

## Team Respro MRO 600 inc Clubman 600

### QUALIFYING 1 - CLASSIFICATION - AMENDED

POS	NO	CL	PIC NAME	ENTRY	TIME	ON	LAPS	GAP	DIFF	MPH
1	41		1 Luke MOSSEY	Yamaha - GB Racing	1:56.191	5	5			91.98
2	18		2 Jordan SIMPKIN	Yamaha - Team AHR Go Racing	1:56.317	6	6	0.126	0.126	91.88
3	76		3 Charlie KING	Triumph - Pressure Integrity	1:58.279	4	6	2.088	1.962	90.36
4	117		4 Matthew PAULO	Yamaha - Colin Appleyard/Macadam	1:59.078	6	6	2.887	0.799	89.75
5	22		5 Mason LAW	Kawasaki -	1:59.093	5	6	2.902	0.015	89.74
6	64	C	1 Ashley BUXTON	Yamaha -	1:59.106	3	3	2.915	0.013	89.73
7	121		6 Tom WARD	Triumph - Tom Ward Racing	1:59.309	3	6	3.118	0.203	89.58
8	69		7 Tom HAYWARD	Triumph -	1:59.742	5	6	3.551	0.433	89.25
9	155		8 James EDWARDS	Yamaha - 3Gi/Go Racing	1:59.933	6	6	3.742	0.191	89.11
10	52		9 Tommy PHILP	Yamaha - Berkshire M/C Centre	2:00.221	6	6	4.030	0.288	88.90
11	126		10 Daniel KINLOCH	Yamaha - DK Racing	2:00.265	6	6	4.074	0.044	88.87
12	75		11 Jamie PERRIN	Yamaha -	2:00.290	4	6	4.099	0.025	88.85
13	31		12 Sam COX	Triumph -	2:00.383	6	6	4.192	0.093	88.78
14	58		13 Seb KELLY	Yamaha - Go Racing	2:00.428	4	5	4.237	0.045	88.75
15	122		14 Daniel FULLER	Triumph -	2:00.575	6	6	4.384	0.147	88.64
16	15		15 John LEA	Triumph - P G Lea Plumbing	2:00.794	6	6	4.603	0.219	88.48
17	6	C	2 Ali BLACK	Triumph -	2:00.849	2	6	4.658	0.055	88.44
18	96		16 Martin TURNER	Yamaha - MSS Performance	2:00.926	3	3	4.735	0.077	88.38
19	33	C	3 Greg WRIGHT	Triumph - Skid Marques Tyres	2:01.906	6	6	5.715	0.980	87.67
20	114		17 Dayne BLACKBURN	Yamaha -	2:03.137	4	5	6.946	1.231	86.79
21	8		18 Taryn SKINNER	Triumph -	2:03.735	5	6	7.544	0.598	86.37
22	5		19 Aaron CLARKE	Kawasaki - Vale Livestock	2:03.917	4	6	7.726	0.182	86.25
23	46		20 David HEAL	Triumph - Littlewood Fencing	2:04.111	1	1	7.920	0.194	86.11
24	39		21 Steve KING	Yamaha - Planet Music	2:04.118	2	6	7.927	0.007	86.11
25	61	C	4 Oily SAVAGE	Kawasaki - Validus-IVC Ltd	2:05.210	2	3	9.019	1.092	85.36
26	92	C	5 Ian NEWBY	Kawasaki -	2:06.011	6	6	9.820	0.801	84.81
27	36	C	6 Andrew SCOTT	Yamaha -	2:06.201	2	6	10.010	0.190	84.69
28	97	C	7 Adam MOORE	Triumph -	2:07.219	3	6	11.028	1.018	84.01
29	19	C	8 Michael CHURCH	Yamaha - MC Racing	2:07.724	5	6	11.533	0.505	83.68
30	9		22 Dan WRIGHT	Suzuki -	2:07.761	5	5	11.570	0.037	83.65
31	68	C	9 Gary RODWELL	Suzuki - AJ Maintenance	2:13.598	2	5	17.407	5.837	80.00

Snetterton 300  
 Circuit Length = 2.9689 miles  
 Start: 16:46 Flag 16:58 End: 17:00

Weather / Track : Cloudy / Dry

These results are provisional until the conclusion of any judicial and technical matters.

Clerk Of Course :	Timekeeper :
-------------------	--------------

Results can be found at [www.tsl-timing.com](http://www.tsl-timing.com)

Printed - 17:59 Friday, 21 June 2013



# BMCRC-MRO Championships 2013 - Snetterton 300 Rnd 5

Team Respro MRO 600 inc Clubman 600

## QUALIFYING 1 - LAP ANALYSIS

DIFF = Difference To Personal Best Lap

P1 41 Luke MOSSEY				
LAP	LAP TIME	DIFF	MPH	TIME OF DAY
1 -	2:06.468	10.277	84.51	16:49:51.836
2 -	1:57.821 (3)	1.630	90.71	16:51:49.657
3 -	2:00.579	4.388	88.63	16:53:50.236
4 -	1:56.885 (2)	0.694	91.44	16:55:47.121
5 -	<b>1:56.191 (1)</b>		<b>91.98</b>	<b>16:57:43.312</b>

P2 18 Jordan SIMPKIN				
LAP	LAP TIME	DIFF	MPH	TIME OF DAY
1 -	2:02.525	6.208	87.23	16:48:51.134
2 -	1:58.145	1.828	90.46	16:50:49.279
3 -	1:57.094 (3)	0.777	91.27	16:52:46.373
4 -	1:56.674 (2)	0.357	91.60	16:54:43.047
5 -	1:57.420	1.103	91.02	16:56:40.467
6 -	<b>1:56.317 (1)</b>		<b>91.88</b>	<b>16:58:36.784</b>

P3 76 Charlie KING				
LAP	LAP TIME	DIFF	MPH	TIME OF DAY
1 -	2:07.147	8.868	84.06	16:48:46.948
2 -	2:00.417 (3)	2.138	88.75	16:50:47.365
3 -	1:59.205 (2)	0.926	89.66	16:52:46.570
4 -	<b>1:58.279 (1)</b>		<b>90.36</b>	<b>16:54:44.849</b>
5 -	2:46.707 P	48.428	64.11	16:57:31.556
6 -	2:04.288	6.009	85.99	16:59:35.844

P4 117 Matthew PAULO				
LAP	LAP TIME	DIFF	MPH	TIME OF DAY
1 -	2:07.159	8.081	84.05	16:48:56.616
2 -	2:01.723	2.645	87.80	16:50:58.339
3 -	2:00.824	1.746	88.45	16:52:59.163
4 -	2:00.077 (3)	0.999	89.01	16:54:59.240
5 -	1:59.126 (2)	0.048	89.72	16:56:58.366
6 -	<b>1:59.078 (1)</b>		<b>89.75</b>	<b>16:58:57.444</b>

P5 22 Mason LAW				
LAP	LAP TIME	DIFF	MPH	TIME OF DAY
1 -	2:06.885	7.792	84.23	16:48:40.543
2 -	2:01.765	2.672	87.77	16:50:42.308
3 -	2:00.694	1.601	88.55	16:52:43.002
4 -	1:59.954 (3)	0.861	89.10	16:54:42.956
5 -	<b>1:59.093 (1)</b>		<b>89.74</b>	<b>16:56:42.049</b>
6 -	1:59.558 (2)	0.465	89.39	16:58:41.607

P6 64 Ashley BUXTON				
LAP	LAP TIME	DIFF	MPH	TIME OF DAY
1 -	2:08.554	9.448	83.14	16:48:47.320
2 -	2:00.488 (2)	1.382	88.70	16:50:47.808
3 -	<b>1:59.106 (1)</b>		<b>89.73</b>	<b>16:52:46.914</b>

P7 121 Tom WARD				
LAP	LAP TIME	DIFF	MPH	TIME OF DAY
1 -	2:17.050	17.741	77.98	16:49:18.487
2 -	2:05.294	5.985	85.30	16:51:23.781
3 -	<b>1:59.309 (1)</b>		<b>89.58</b>	<b>16:53:23.090</b>
4 -	2:00.868 (2)	1.559	88.42	16:55:23.958
5 -	2:02.366	3.057	87.34	16:57:26.324
6 -	2:02.123 (3)	2.814	87.51	16:59:28.447

DIFF = Difference To Personal Best Lap

P8 69 Tom HAYWARD				
LAP	LAP TIME	DIFF	MPH	TIME OF DAY
1 -	2:07.260	7.518	83.98	16:48:41.102
2 -	2:02.434	2.692	87.29	16:50:43.536
3 -	2:00.862	1.120	88.43	16:52:44.398
4 -	2:00.210 (3)	0.468	88.91	16:54:44.608
5 -	<b>1:59.742 (1)</b>		<b>89.25</b>	<b>16:56:44.350</b>
6 -	1:59.974 (2)	0.232	89.08	16:58:44.324

P9 155 James EDWARDS				
LAP	LAP TIME	DIFF	MPH	TIME OF DAY
1 -	2:06.225	6.292	84.67	16:48:55.538
2 -	2:02.539	2.606	87.22	16:50:58.077
3 -	2:00.697	0.764	88.55	16:52:58.774
4 -	2:00.422 (3)	0.489	88.75	16:54:59.196
5 -	2:00.203 (2)	0.270	88.91	16:56:59.399
6 -	<b>1:59.933 (1)</b>		<b>89.11</b>	<b>16:58:59.332</b>

P10 52 Tommy PHILP				
LAP	LAP TIME	DIFF	MPH	TIME OF DAY
1 -	2:17.435	17.214	77.76	16:49:10.813
2 -	2:00.447 (2)	0.226	88.73	16:51:11.260
3 -	2:01.567 (3)	1.346	87.91	16:53:12.827
4 -	2:03.772	3.551	86.35	16:55:16.599
5 -	2:02.349	2.128	87.35	16:57:18.948
6 -	<b>2:00.221 (1)</b>		<b>88.90</b>	<b>16:59:19.169</b>

P11 126 Daniel KINLOCH				
LAP	LAP TIME	DIFF	MPH	TIME OF DAY
1 -	2:08.277	8.012	83.32	16:48:57.240
2 -	2:03.533	3.268	86.52	16:51:00.773
3 -	2:01.416 (3)	1.151	88.02	16:53:02.189
4 -	2:01.437	1.172	88.01	16:55:03.626
5 -	2:00.985 (2)	0.720	88.34	16:57:04.611
6 -	<b>2:00.265 (1)</b>		<b>88.87</b>	<b>16:59:04.876</b>

P12 75 Jamie PERRIN				
LAP	LAP TIME	DIFF	MPH	TIME OF DAY
1 -	2:07.673	7.383	83.71	16:49:12.658
2 -	2:02.453 (3)	2.163	87.28	16:51:15.111
3 -	2:10.070	9.780	82.17	16:53:25.181
4 -	<b>2:00.290 (1)</b>		<b>88.85</b>	<b>16:55:25.471</b>
5 -	2:02.770	2.480	87.05	16:57:28.241
6 -	2:01.067 (2)	0.777	88.28	16:59:29.308

P13 31 Sam COX				
LAP	LAP TIME	DIFF	MPH	TIME OF DAY
1 -	2:11.204	10.821	81.46	16:49:07.962
2 -	2:02.551	2.168	87.21	16:51:10.513
3 -	2:01.967 (3)	1.584	87.63	16:53:12.480
4 -	2:02.869	2.486	86.98	16:55:15.349
5 -	2:00.974 (2)	0.591	88.35	16:57:16.323
6 -	<b>2:00.383 (1)</b>		<b>88.78</b>	<b>16:59:16.706</b>

P14 58 Seb KELLY				
LAP	LAP TIME	DIFF	MPH	TIME OF DAY
1 -	2:13.463	13.035	80.08	16:49:03.300

Weather / Track : Cloudy / Dry

Snetterton 300  
Circuit Length = 2.9689 miles  
Start: 16:46 Flag 16:58 End: 17:00

# BMCRC-MRO Championships 2013 - Snetterton 300 Rnd 5

## Team Respro MRO 600 inc Clubman 600

### QUALIFYING 1 - LAP ANALYSIS

DIFF = Difference To Personal Best Lap

2 -	2:01.782	1.354	87.76	16:51:05.082
3 -	2:01.310 (3)	0.882	88.10	16:53:06.392
<b>4 -</b>	<b>2:00.428 (1)</b>		<b>88.75</b>	<b>16:55:06.820</b>
5 -	2:00.673 (2)	0.245	88.57	16:57:07.493

#### P15 122 Daniel FULLER

LAP	LAP TIME	DIFF	MPH	TIME OF DAY
1 -	2:09.746	9.171	82.37	16:50:00.805
2 -	2:01.187	0.612	88.19	16:52:01.992
3 -	2:00.813 (2)	0.238	88.46	16:54:02.805
4 -	2:00.903 (3)	0.328	88.40	16:56:03.708
5 -	2:00.966	0.391	88.35	16:58:04.674
<b>6 -</b>	<b>2:00.575 (1)</b>		<b>88.64</b>	<b>17:00:05.249</b>

#### P16 15 John LEA

LAP	LAP TIME	DIFF	MPH	TIME OF DAY
1 -	2:07.002	6.208	84.15	16:48:45.378
2 -	2:02.350	1.556	87.35	16:50:47.728
3 -	2:01.306 (2)	0.512	88.10	16:52:49.034
4 -	2:01.530 (3)	0.736	87.94	16:54:50.564
5 -	2:01.706	0.912	87.81	16:56:52.270
<b>6 -</b>	<b>2:00.794 (1)</b>		<b>88.48</b>	<b>16:58:53.064</b>

#### P17 6 Ali BLACK

LAP	LAP TIME	DIFF	MPH	TIME OF DAY
1 -	2:09.531	8.682	82.51	16:48:49.732
<b>2 -</b>	<b>2:00.849 (1)</b>		<b>88.44</b>	<b>16:50:50.581</b>
3 -	2:02.626	1.777	87.15	16:52:53.207
4 -	2:01.105 (2)	0.256	88.25	16:54:54.312
5 -	2:01.308 (3)	0.459	88.10	16:56:55.620
6 -	2:01.951	1.102	87.64	16:58:57.571

#### P18 96 Martin TURNER

LAP	LAP TIME	DIFF	MPH	TIME OF DAY
1 -	2:10.543	9.617	81.87	16:49:28.645
2 -	2:02.988 (2)	2.062	86.90	16:51:31.633
<b>3 -</b>	<b>2:00.926 (1)</b>		<b>88.38</b>	<b>16:53:32.559</b>

#### P19 33 Greg WRIGHT

LAP	LAP TIME	DIFF	MPH	TIME OF DAY
1 -	2:14.236	12.330	79.62	16:49:05.354
2 -	2:03.584	1.678	86.48	16:51:08.938
3 -	2:03.606	1.700	86.46	16:53:12.544
4 -	2:03.573 (3)	1.667	86.49	16:55:16.117
5 -	2:03.224 (2)	1.318	86.73	16:57:19.341
<b>6 -</b>	<b>2:01.906 (1)</b>		<b>87.67</b>	<b>16:59:21.247</b>

#### P20 114 Dayne BLACKBURN

LAP	LAP TIME	DIFF	MPH	TIME OF DAY
1 -	2:14.348	11.211	79.55	16:51:00.506
2 -	2:03.616	0.479	86.46	16:53:04.122
3 -	2:03.221 (2)	0.084	86.73	16:55:07.343
<b>4 -</b>	<b>2:03.137 (1)</b>		<b>86.79</b>	<b>16:57:10.480</b>
5 -	2:03.234 (3)	0.097	86.72	16:59:13.714

#### P21 8 Taryn SKINNER

LAP	LAP TIME	DIFF	MPH	TIME OF DAY
1 -	2:11.841	8.106	81.06	16:48:49.565

DIFF = Difference To Personal Best Lap

2 -	2:05.129	1.394	85.41	16:50:54.694
3 -	2:04.536	0.801	85.82	16:52:59.230
4 -	2:04.436 (3)	0.701	85.89	16:55:03.666
<b>5 -</b>	<b>2:03.735 (1)</b>		<b>86.37</b>	<b>16:57:07.401</b>
6 -	2:03.756 (2)	0.021	86.36	16:59:11.157

#### P22 5 Aaron CLARKE

LAP	LAP TIME	DIFF	MPH	TIME OF DAY
1 -	2:13.244	9.327	80.21	16:49:11.269
2 -	2:04.350 (3)	0.433	85.95	16:51:15.619
3 -	2:04.369	0.452	85.93	16:53:19.988
<b>4 -</b>	<b>2:03.917 (1)</b>		<b>86.25</b>	<b>16:55:23.905</b>
5 -	2:04.837	0.920	85.61	16:57:28.742
6 -	2:04.275 (2)	0.358	86.00	16:59:33.017

#### P23 46 David HEAL

LAP	LAP TIME	DIFF	MPH	TIME OF DAY
<b>1 -</b>	<b>2:04.111 (1)</b>		<b>86.11</b>	<b>16:51:58.053</b>

#### P24 39 Steve KING

LAP	LAP TIME	DIFF	MPH	TIME OF DAY
1 -	2:10.376	6.258	81.97	16:48:45.886
<b>2 -</b>	<b>2:04.118 (1)</b>		<b>86.11</b>	<b>16:50:50.004</b>
3 -	2:04.368 (2)	0.250	85.93	16:52:54.372
4 -	2:05.620	1.502	85.08	16:54:59.992
5 -	2:05.214 (3)	1.096	85.35	16:57:05.206
6 -	2:05.318	1.200	85.28	16:59:10.524

#### P25 61 Oilly SAVAGE

LAP	LAP TIME	DIFF	MPH	TIME OF DAY
1 -	2:12.490	7.280	80.67	16:49:18.536
<b>2 -</b>	<b>2:05.210 (1)</b>		<b>85.36</b>	<b>16:51:23.746</b>
3 -	2:05.906 (2)	0.696	84.88	16:53:29.652

#### P26 92 Ian NEWBY

LAP	LAP TIME	DIFF	MPH	TIME OF DAY
1 -	2:12.150	6.139	80.87	16:48:51.093
2 -	2:10.593	4.582	81.84	16:51:01.686
3 -	2:07.192 (3)	1.181	84.03	16:53:08.878
4 -	2:07.285	1.274	83.96	16:55:16.163
5 -	2:06.945 (2)	0.934	84.19	16:57:23.108
<b>6 -</b>	<b>2:06.011 (1)</b>		<b>84.81</b>	<b>16:59:29.119</b>

#### P27 36 Andrew SCOTT

LAP	LAP TIME	DIFF	MPH	TIME OF DAY
1 -	2:13.946	7.745	79.79	16:49:04.290
<b>2 -</b>	<b>2:06.201 (1)</b>		<b>84.69</b>	<b>16:51:10.491</b>
3 -	2:07.379 (2)	1.178	83.90	16:53:17.870
4 -	2:07.854 (3)	1.653	83.59	16:55:25.724
5 -	2:07.862	1.661	83.59	16:57:33.586
6 -	2:08.575	2.374	83.12	16:59:42.161

#### P28 97 Adam MOORE

LAP	LAP TIME	DIFF	MPH	TIME OF DAY
1 -	2:14.286	7.067	79.59	16:48:50.642
2 -	2:10.015	2.796	82.20	16:51:00.657
<b>3 -</b>	<b>2:07.219 (1)</b>		<b>84.01</b>	<b>16:53:07.876</b>
4 -	2:07.540 (2)	0.321	83.80	16:55:15.416

Weather / Track : Cloudy / Dry

Snetterton 300  
Circuit Length = 2.9689 miles  
Start: 16:46 Flag 16:58 End: 17:00

# BMCRC-MRO Championships 2013 - Snetterton 300 Rnd 5

## Team Respro MRO 600 inc Clubman 600

### QUALIFYING 1 - LAP ANALYSIS

DIFF = Difference To Personal Best Lap

5 - 2:22.141 14.922 75.19 16:57:37.557  
6 - 2:08.970 (3) 1.751 82.87 16:59:46.527

<b>P29 19 Michael CHURCH</b>				
LAP	LAP TIME	DIFF	MPH	TIME OF DAY
1 -	2:14.163	6.439	79.66	16:48:53.754
2 -	2:10.313	2.589	82.01	16:51:04.067
3 -	2:08.198 (2)	0.474	83.37	16:53:12.265
4 -	2:08.305 (3)	0.581	83.30	16:55:20.570
5 -	<b>2:07.724 (1)</b>		<b>83.68</b>	<b>16:57:28.294</b>
6 -	2:16.689	8.965	78.19	16:59:44.983

<b>P30 9 Dan WRIGHT</b>				
LAP	LAP TIME	DIFF	MPH	TIME OF DAY
1 -	2:14.650	6.889	79.37	16:48:49.613
2 -	2:08.403 (3)	0.642	83.23	16:50:58.016
3 -	2:08.592	0.831	83.11	16:53:06.608
4 -	2:08.142 (2)	0.381	83.40	16:55:14.750
5 -	<b>2:07.761 (1)</b>		<b>83.65</b>	<b>16:57:22.511</b>

<b>P31 68 Gary RODWELL</b>				
LAP	LAP TIME	DIFF	MPH	TIME OF DAY
1 -	2:19.483	5.885	76.62	16:49:29.095
2 -	<b>2:13.598 (1)</b>		<b>80.00</b>	<b>16:51:42.693</b>
3 -	2:13.747 (2)	0.149	79.91	16:53:56.440
4 -	2:22.916	9.318	74.78	16:56:19.356
5 -	2:14.834 (3)	1.236	79.26	16:58:34.190

# BMCRC-MRO Championships 2013 - Snetterton 300 Rnd 5

## Team Respro MRO 600 inc Clubman 600

### QUALIFYING 2 - CLASSIFICATION

POS	NO	CL	PIC NAME	ENTRY	TIME	ON	LAPS	GAP	DIFF	MPH
1	99	C	1 Chris BEXON	Triumph - Dave Bexon Racing	2:19.931	6	6			76.38
2	43		1 Ben TAYLOR	Triumph - Devitt Insce/Ongar M/Cs	2:29.947	4	5	10.016	10.016	71.27
3	141	C	2 Ramone DURRANI	Yamaha -	2:30.885	5	6	10.954	0.938	70.83
4	118	C	3 Simon MORRISON	Yamaha - Ilchester Racing	2:31.010	5	6	11.079	0.125	70.77
5	49	C	4 Ross MCLURG	Triumph - EDI Building	2:48.018	1	1	28.087	17.008	63.61

GRIDS TO BE BASED ON ALTERNATE POSITIONS FROM EACH QUALIFYING AS PER FINAL INSTRUCTIONS

Weather / Track : Cloudy / Wet

These results are provisional until the conclusion of any judicial and technical matters.

Snetterton 300

Circuit Length = 2.9689 miles

Start: 09:21 Flag 09:35 End: 09:38

Clerk Of Course :

Timekeeper :

Results can be found at [www.tsl-timing.com](http://www.tsl-timing.com)

Printed - 09:41 Saturday, 22 June 2013



# BMCRC-MRO Championships 2013 - Snetterton 300 Rnd 5

## Team Respro MRO 600 inc Clubman 600

### QUALIFYING 2 - LAP ANALYSIS

DIFF = Difference To Personal Best Lap

<b>P1 99 Chris BEXON</b>				
LAP	LAP TIME	DIFF	MPH	TIME OF DAY
1 -	2:37.660	17.729	67.79	09:24:12.518
2 -	2:27.125	7.194	72.64	09:26:39.643
3 -	2:25.141	5.210	73.63	09:29:04.784
4 -	2:22.415 (3)	2.484	75.04	09:31:27.199
5 -	2:21.459 (2)	1.528	75.55	09:33:48.658
6 -	<b>2:19.931 (1)</b>		<b>76.38</b>	<b>09:36:08.589</b>

<b>P2 43 Ben TAYLOR</b>				
LAP	LAP TIME	DIFF	MPH	TIME OF DAY
1 -	2:57.458	27.511	60.22	09:24:39.398
2 -	2:37.087	7.140	68.03	09:27:16.485
3 -	2:31.104 (2)	1.157	70.73	09:29:47.589
4 -	<b>2:29.947 (1)</b>		<b>71.27</b>	<b>09:32:17.536</b>
5 -	2:35.876 (3)	5.929	68.56	09:34:53.412

<b>P3 141 Ramone DURRANI</b>				
LAP	LAP TIME	DIFF	MPH	TIME OF DAY
1 -	2:50.352	19.467	62.74	09:24:26.570
2 -	2:35.434	4.549	68.76	09:27:02.004
3 -	2:31.278 (2)	0.393	70.65	09:29:33.282
4 -	2:31.773 (3)	0.888	70.42	09:32:05.055
5 -	<b>2:30.885 (1)</b>		<b>70.83</b>	<b>09:34:35.940</b>
6 -	2:31.954	1.069	70.33	09:37:07.894

<b>P4 118 Simon MORRISON</b>				
LAP	LAP TIME	DIFF	MPH	TIME OF DAY
1 -	2:50.921	19.911	62.53	09:24:28.138
2 -	2:38.692	7.682	67.35	09:27:06.830
3 -	2:36.209	5.199	68.42	09:29:43.039
4 -	2:33.314 (2)	2.304	69.71	09:32:16.353
5 -	<b>2:31.010 (1)</b>		<b>70.77</b>	<b>09:34:47.363</b>
6 -	2:35.485 (3)	4.475	68.74	09:37:22.848

<b>P5 49 Ross MCLURG</b>				
LAP	LAP TIME	DIFF	MPH	TIME OF DAY
1 -	<b>2:48.018 (1)</b>		<b>63.61</b>	<b>09:24:22.010</b>

Weather / Track : Cloudy / Wet

Results can be found at [www.tsl-timing.com](http://www.tsl-timing.com)

Snetterton 300  
Circuit Length = 2.9689 miles  
Start: 09:21 Flag 09:35 End: 09:38

Printed - 09:45 Saturday, 22 June 2013

# BMCRC-MRO Championships 2013 - Snetterton 300 Rnd 5

## Team Respro MRO 600 inc Clubman 600

### RACE 2 - GRID

ROW 9	36   68 Gary RODWELL	35   9 Dan WRIGHT	34   19 Michael CHURCH	33   97 Adam MOORE
ROW 8	32   36 Andrew SCOTT	31   92 Ian NEWBY	30   61 Olly SAVAGE	29   39 Steve KING
ROW 7	28   46 David HEAL	27   5 Aaron CLARKE	26   8 Taryn SKINNER	25   114 Dayne BLACKBURN
ROW 6	24   33 Greg WRIGHT	23   96 Martin TURNER	22   6 Ali BLACK	21   15 John LEA
ROW 5	20   122 Daniel FULLER	19   58 Seb KELLY	18   31 Sam COX	17   75 Jamie PERRIN
ROW 4	16   126 Daniel KINLOCH	15   52 Tommy PHILP	14   155 James EDWARDS	13   69 Tom HAYWARD
ROW 3	12   121 Tom WARD	11   64 Ashley BUXTON	10   49 Ross MCLURG	9   22 Mason LAW
ROW 2	8   118 Simon MORRISON	7   117 Matthew PAULO	6   141 Ramone DURRANI	5   76 Charlie KING
ROW 1	4   43 Ben TAYLOR	3   18 Jordan SIMPKIN	2   99 Chris BEXON	1   41 Luke MOSSEY
	<b>Pole</b>			

Snetterton 300  
Circuit Length = 2.9689 miles

**These results are provisional until the conclusion of any judicial and technical matters.**

Clerk Of Course :		Timekeeper :
-------------------	--	--------------

Results can be found at [www.tsl-timing.com](http://www.tsl-timing.com)

Printed - 09:54 Saturday, 22 June 2013



# BMCRC-MRO Championships 2013 - Snetterton 300 Rnd 5

## Team Respro MRO 600 inc Clubman 600

### RACE 2 - CLASSIFICATION

POS	NO	CL	PIC NAME	ENTRY	LAPS	TIME	GAP	DIFF	MPH	BEST	ON
1	64	C	1 Ashley BUXTON	Yamaha -	4	8:46.165			81.25	<b>2:07.947</b>	4
2	22		1 Mason LAW	Kawasaki -	4	8:46.379	<b>0.214</b>	0.214	81.21	<b>2:08.481</b>	4
3	18		2 Jordan SIMPKIN	Yamaha - Team AHR Go Racing	4	8:51.023	<b>4.858</b>	4.644	80.50	<b>2:10.439</b>	4
4	15		3 John LEA	Triumph - P G Lea Plumbing	4	8:53.491	<b>7.326</b>	2.468	80.13	<b>2:09.899</b>	4
5	117		4 Matthew PAULO	Yamaha - Colin Appleyard/Macadam	4	8:53.892	<b>7.727</b>	0.401	80.07	<b>2:10.230</b>	4
6	121		5 Tom WARD	Triumph - Tom Ward Racing	4	8:54.155	<b>7.990</b>	0.263	80.03	<b>2:08.762</b>	4
7	6	C	2 Ali BLACK	Triumph -	4	8:59.232	<b>13.067</b>	5.077	79.28	<b>2:09.695</b>	4
8	76		6 Charlie KING	Triumph - Pressure Integrity	4	8:59.243	<b>13.078</b>	0.011	79.28	<b>2:11.357</b>	3
9	92	C	3 Ian NEWBY	Kawasaki -	4	9:04.369	<b>18.204</b>	5.126	78.53	<b>2:11.767</b>	4
10	96		7 Martin TURNER	Yamaha - MSS Performance	4	9:05.605	<b>19.440</b>	1.236	78.35	<b>2:11.900</b>	3
11	155		8 James EDWARDS	Yamaha - 3Gi/Go Racing	4	9:05.653	<b>19.488</b>	0.048	78.35	<b>2:13.314</b>	4
12	33	C	4 Greg WRIGHT	Triumph - Skid Marques Tyres	4	9:06.169	<b>20.004</b>	0.516	78.27	<b>2:10.511</b>	4
13	52		9 Tommy PHILP	Yamaha - Berkshire M/C Centre	4	9:07.271	<b>21.106</b>	1.102	78.11	<b>2:12.117</b>	4
14	5		10 Aaron CLARKE	Kawasaki - Vale Livestock	4	9:08.248	<b>22.083</b>	0.977	77.97	<b>2:12.683</b>	4
15	39		11 Steve KING	Yamaha - Planet Music	4	9:11.931	<b>25.766</b>	3.683	77.45	<b>2:14.958</b>	4
16	19	C	5 Michael CHURCH	Yamaha - MC Racing	4	9:18.087	<b>31.922</b>	6.156	76.60	<b>2:16.007</b>	4
17	8		12 Taryn SKINNER	Triumph -	4	9:24.411	<b>38.246</b>	6.324	75.74	<b>2:16.907</b>	3
18	68	C	6 Gary RODWELL	Suzuki - AJ Maintenance	4	9:44.852	<b>58.687</b>	20.441	73.09	<b>2:22.977</b>	4

#### NOT CLASSIFIED

DNF	36	C	Andrew SCOTT	Yamaha -	2	4:46.972	<b>2 Laps</b>	2 Laps	74.48	<b>2:17.754</b>	2
DNF	9		Dan WRIGHT	Suzuki -	2	4:49.431	<b>2 Laps</b>	2.459	73.85	<b>2:19.100</b>	2
DNF	99	C	Chris BEXON	Triumph - Dave Bexon Racing	2	4:51.439	<b>2 Laps</b>	2.008	73.34	<b>2:24.353</b>	2
DNF	122		Daniel FULLER	Triumph -	1	2:23.733	<b>3 Laps</b>	1 Lap	74.36	<b>2:23.733</b>	1
DNF	141	C	Ramone DURRANI	Yamaha -	1	2:31.472	<b>3 Laps</b>	7.739	70.56	<b>2:31.472</b>	1
DNF	43		Ben TAYLOR	Triumph - Devitt Insce/Ongar M/Cs	0						

#### FASTEST LAP

	64	C	Ashley BUXTON	Yamaha -	4	2:07.947			83.53 mph	134.43 kph	
	22		Mason LAW	Kawasaki -	4	2:08.481			83.18 mph	133.87 kph	

Weather / Track : Cloudy / Drying

These results are provisional until the conclusion of any judicial and technical matters.

Snetterton 300

Circuit Length = 2.9689 miles

Start: 12:22 Flag 12:31 End: 12:33

Clerk Of Course :	Timekeeper :
-------------------	--------------

Results can be found at [www.tsl-timing.com](http://www.tsl-timing.com)

Printed - 12:33 Saturday, 22 June 2013





# BMCRC-MRO Championships 2013 - Snetterton 300 Rnd 5

## Team Respro MRO 600 inc Clubman 600

### RACE 2 - LAP CHART

LAP 1		
NO	BEHIND	LAP TIME

52	17.256	2:13.762
5	17.667	2:13.872
33	17.760	2:12.547
39	19.075	2:16.651
19	24.182	2:16.415
8	26.045	2:16.907
68	43.977	2:23.314

18		2:16.687
22	0.450	2:17.137
64	0.768	2:17.455
117	3.614	2:20.301
15	3.711	2:20.398
76	3.820	2:20.507
121	5.036	2:21.723
155	6.159	2:22.846
122	7.046	2:23.733
6	7.381	2:24.068
39	7.693	2:24.380
92	8.890	2:25.577
52	8.972	2:25.659
5	9.336	2:26.023
96	10.099	2:26.786
99	10.399	2:27.086
8	10.694	2:27.381
19	11.643	2:28.330
33	11.853	2:28.540
36	12.531	2:29.218
9	13.644	2:30.331
141	14.785	2:31.472
68	18.193	2:34.880

LAP 2		
NO	BEHIND	LAP TIME

LAP 4		
NO	BEHIND	LAP TIME

64		2:07.947
22	0.214	2:08.481
18	4.858	2:10.439
15	7.326	2:09.899
117	7.727	2:10.230
121	7.990	2:08.762
76	13.058	2:12.466
6	13.067	2:09.695
92	18.204	2:11.767
96	19.440	2:12.422
155	19.488	2:13.314
33	20.004	2:10.511
52	21.106	2:12.117
5	22.083	2:12.683
39	25.766	2:14.958
19	31.922	2:16.007
8	38.246	2:20.468
68	58.687	2:22.977

22		2:11.058
18	0.621	2:12.129
64	0.915	2:11.655
117	4.380	2:12.274
15	4.801	2:12.598
121	6.764	2:13.236
76	7.205	2:14.893
155	9.721	2:15.070
6	10.358	2:14.485
92	11.685	2:14.303
39	12.127	2:15.942
96	13.088	2:14.497
52	13.197	2:15.733
5	13.498	2:15.670
33	14.916	2:14.571
19	17.470	2:17.335
36	18.777	2:17.754
8	18.841	2:19.655
9	21.236	2:19.100
99	23.244	2:24.353
68	30.366	2:23.681

LAP 3		
NO	BEHIND	LAP TIME

22		2:09.703
64	0.320	2:09.108
18	2.686	2:11.768
15	5.694	2:10.596
117	5.764	2:11.087
121	7.495	2:10.434
76	8.859	2:11.357
6	11.639	2:10.984
155	14.441	2:14.423
92	14.704	2:12.722
96	15.285	2:11.900

Weather / Track : Cloudy / Drying

Results can be found at [www.tsl-timing.com](http://www.tsl-timing.com)

Snetterton 300  
Circuit Length = 2.9689 miles  
Start: 12:22 Flag 12:31 End: 12:33

Printed - 12:34 Saturday, 22 June 2013

# BMCRC-MRO Championships 2013 - Snetterton 300 Rnd 5

Team Respro MRO 600 inc Clubman 600

## RACE 2 - LAP ANALYSIS

DIFF = Difference To Personal Best Lap

<b>P1 64 Ashley BUXTON</b>				
LAP	LAP TIME	DIFF	MPH	TIME OF DAY
1 -	2:17.455	9.508	77.75	12:25:15.156
2 -	2:11.655 (3)	3.708	81.18	12:27:26.811
3 -	2:09.108 (2)	1.161	82.78	12:29:35.919
4 -	<b>2:07.947 (1)</b>		<b>83.53</b>	<b>12:31:43.866</b>

<b>P2 22 Mason LAW</b>				
LAP	LAP TIME	DIFF	MPH	TIME OF DAY
1 -	2:17.137	8.656	77.93	12:25:14.838
2 -	2:11.058 (3)	2.577	81.55	12:27:25.896
3 -	2:09.703 (2)	1.222	82.40	12:29:35.599
4 -	<b>2:08.481 (1)</b>		<b>83.18</b>	<b>12:31:44.080</b>

<b>P3 18 Jordan SIMPKIN</b>				
LAP	LAP TIME	DIFF	MPH	TIME OF DAY
1 -	2:16.687	6.248	78.19	12:25:14.388
2 -	2:12.129 (3)	1.690	80.89	12:27:26.517
3 -	2:11.768 (2)	1.329	81.11	12:29:38.285
4 -	<b>2:10.439 (1)</b>		<b>81.93</b>	<b>12:31:48.724</b>

<b>P4 15 John LEA</b>				
LAP	LAP TIME	DIFF	MPH	TIME OF DAY
1 -	2:20.398	10.499	76.12	12:25:18.099
2 -	2:12.598 (3)	2.699	80.60	12:27:30.697
3 -	2:10.596 (2)	0.697	81.84	12:29:41.293
4 -	<b>2:09.899 (1)</b>		<b>82.27</b>	<b>12:31:51.192</b>

<b>P5 117 Matthew PAULO</b>				
LAP	LAP TIME	DIFF	MPH	TIME OF DAY
1 -	2:20.301	10.071	76.17	12:25:18.002
2 -	2:12.274 (3)	2.044	80.80	12:27:30.276
3 -	2:11.087 (2)	0.857	81.53	12:29:41.363
4 -	<b>2:10.230 (1)</b>		<b>82.07</b>	<b>12:31:51.593</b>

<b>P6 121 Tom WARD</b>				
LAP	LAP TIME	DIFF	MPH	TIME OF DAY
1 -	2:21.723	12.961	75.41	12:25:19.424
2 -	2:13.236 (3)	4.474	80.21	12:27:32.660
3 -	2:10.434 (2)	1.672	81.94	12:29:43.094
4 -	<b>2:08.762 (1)</b>		<b>83.00</b>	<b>12:31:51.856</b>

<b>P7 6 Ali BLACK</b>				
LAP	LAP TIME	DIFF	MPH	TIME OF DAY
1 -	2:24.068	14.373	74.18	12:25:21.769
2 -	2:14.485 (3)	4.790	79.47	12:27:36.254
3 -	2:10.984 (2)	1.289	81.59	12:29:47.238
4 -	<b>2:09.695 (1)</b>		<b>82.40</b>	<b>12:31:56.933</b>

<b>P8 76 Charlie KING</b>				
LAP	LAP TIME	DIFF	MPH	TIME OF DAY
1 -	2:20.507	9.150	76.06	12:25:18.208
2 -	2:14.893 (3)	3.536	79.23	12:27:33.101
3 -	<b>2:11.357 (1)</b>		<b>81.36</b>	<b>12:29:44.458</b>
4 -	2:12.466 (2)	1.109	80.68	12:31:56.924

DIFF = Difference To Personal Best Lap

<b>P9 92 Ian NEWBY</b>				
LAP	LAP TIME	DIFF	MPH	TIME OF DAY
1 -	2:25.577	13.810	73.41	12:25:23.278
2 -	2:14.303 (3)	2.536	79.58	12:27:37.581
3 -	2:12.722 (2)	0.955	80.52	12:29:50.303
4 -	<b>2:11.767 (1)</b>		<b>81.11</b>	<b>12:32:02.070</b>

<b>P10 96 Martin TURNER</b>				
LAP	LAP TIME	DIFF	MPH	TIME OF DAY
1 -	2:26.786	14.886	72.81	12:25:24.487
2 -	2:14.497 (3)	2.597	79.46	12:27:38.984
3 -	<b>2:11.900 (1)</b>		<b>81.03</b>	<b>12:29:50.884</b>
4 -	2:12.422 (2)	0.522	80.71	12:32:03.306

<b>P11 155 James EDWARDS</b>				
LAP	LAP TIME	DIFF	MPH	TIME OF DAY
1 -	2:22.846	9.532	74.82	12:25:20.547
2 -	2:15.070 (3)	1.756	79.12	12:27:35.617
3 -	2:14.423 (2)	1.109	79.51	12:29:50.040
4 -	<b>2:13.314 (1)</b>		<b>80.17</b>	<b>12:32:03.354</b>

<b>P12 33 Greg WRIGHT</b>				
LAP	LAP TIME	DIFF	MPH	TIME OF DAY
1 -	2:28.540	18.029	71.95	12:25:26.241
2 -	2:14.571 (3)	4.060	79.42	12:27:40.812
3 -	2:12.547 (2)	2.036	80.63	12:29:53.359
4 -	<b>2:10.511 (1)</b>		<b>81.89</b>	<b>12:32:03.870</b>

<b>P13 52 Tommy PHILP</b>				
LAP	LAP TIME	DIFF	MPH	TIME OF DAY
1 -	2:25.659	13.542	73.37	12:25:23.360
2 -	2:15.733 (3)	3.616	78.74	12:27:39.093
3 -	2:13.762 (2)	1.645	79.90	12:29:52.855
4 -	<b>2:12.117 (1)</b>		<b>80.89</b>	<b>12:32:04.972</b>

<b>P14 5 Aaron CLARKE</b>				
LAP	LAP TIME	DIFF	MPH	TIME OF DAY
1 -	2:26.023	13.340	73.19	12:25:23.724
2 -	2:15.670 (3)	2.987	78.77	12:27:39.394
3 -	2:13.872 (2)	1.189	79.83	12:29:53.266
4 -	<b>2:12.683 (1)</b>		<b>80.55</b>	<b>12:32:05.949</b>

<b>P15 39 Steve KING</b>				
LAP	LAP TIME	DIFF	MPH	TIME OF DAY
1 -	2:24.380	9.422	74.02	12:25:22.081
2 -	2:15.942 (2)	0.984	78.62	12:27:38.023
3 -	2:16.651 (3)	1.693	78.21	12:29:54.674
4 -	<b>2:14.958 (1)</b>		<b>79.19</b>	<b>12:32:09.632</b>

<b>P16 19 Michael CHURCH</b>				
LAP	LAP TIME	DIFF	MPH	TIME OF DAY
1 -	2:28.330	12.323	72.05	12:25:26.031
2 -	2:17.335 (3)	1.328	77.82	12:27:43.366
3 -	2:16.415 (2)	0.408	78.34	12:29:59.781
4 -	<b>2:16.007 (1)</b>		<b>78.58</b>	<b>12:32:15.788</b>

Weather / Track : Cloudy / Drying

# BMCRC-MRO Championships 2013 - Snetterton 300 Rnd 5

## Team Respro MRO 600 inc Clubman 600

### RACE 2 - LAP ANALYSIS

DIFF = Difference To Personal Best Lap

<b>P17 8 Taryn SKINNER</b>				
LAP	LAP TIME	DIFF	MPH	TIME OF DAY
1 -	2:27.381	10.474	72.51	12:25:25.082
2 -	2:19.655 (2)	2.748	76.53	12:27:44.737
3 -	<b>2:16.907 (1)</b>		<b>78.06</b>	<b>12:30:01.644</b>
4 -	2:20.468 (3)	3.561	76.08	12:32:22.112

<b>P18 68 Gary RODWELL</b>				
LAP	LAP TIME	DIFF	MPH	TIME OF DAY
1 -	2:34.880	11.903	69.00	12:25:32.581
2 -	2:23.681 (3)	0.704	74.38	12:27:56.262
3 -	2:23.314 (2)	0.337	74.57	12:30:19.576
4 -	<b>2:22.977 (1)</b>		<b>74.75</b>	<b>12:32:42.553</b>

<b>P19 36 Andrew SCOTT</b>				
LAP	LAP TIME	DIFF	MPH	TIME OF DAY
1 -	2:29.218 (2)	11.464	71.62	12:25:26.919
2 -	<b>2:17.754 (1)</b>		<b>77.58</b>	<b>12:27:44.673</b>

<b>P20 9 Dan WRIGHT</b>				
LAP	LAP TIME	DIFF	MPH	TIME OF DAY
1 -	2:30.331 (2)	11.231	71.09	12:25:28.032
2 -	<b>2:19.100 (1)</b>		<b>76.83</b>	<b>12:27:47.132</b>

<b>P21 99 Chris BEXON</b>				
LAP	LAP TIME	DIFF	MPH	TIME OF DAY
1 -	2:27.086 (2)	2.733	72.66	12:25:24.787
2 -	<b>2:24.353 (1)</b>		<b>74.04</b>	<b>12:27:49.140</b>

<b>P22 122 Daniel FULLER</b>				
LAP	LAP TIME	DIFF	MPH	TIME OF DAY
1 -	<b>2:23.733 (1)</b>		<b>74.36</b>	<b>12:25:21.434</b>

<b>P23 141 Ramone DURRANI</b>				
LAP	LAP TIME	DIFF	MPH	TIME OF DAY
1 -	<b>2:31.472 (1)</b>		<b>70.56</b>	<b>12:25:29.173</b>

**BMCRC-MRO Championships 2013 - Snetterton 300 Rnd 5**

**Team Respro MRO 600 inc Clubman 600**

**RACE 12 - GRID**

ROW 6	24   43 Ben TAYLOR	23   141 Ramone DURRANI	22   122 Daniel FULLER	21   99 Chris BEXON
ROW 5	20   9 Dan WRIGHT	19   36 Andrew SCOTT	18   68 Gary RODWELL	17   8 Taryn SKINNER
ROW 4	16   19 Michael CHURCH	15   39 Steve KING	14   5 Aaron CLARKE	13   52 Tommy PHILP
ROW 3	12   33 Greg WRIGHT	11   155 James EDWARDS	10   96 Martin TURNER	9   92 Ian NEWBY
ROW 2	8   76 Charlie KING	7   6 Ali BLACK	6   121 Tom WARD	5   117 Matthew PAULO
ROW 1	4   15 John LEA	3   18 Jordan SIMPKIN	2   22 Mason LAW	1   64 Ashley BUXTON
	<b>Pole</b>			

Snetterton 300  
Circuit Length = 2.9689 miles

**These results are provisional until the conclusion of any judicial and technical matters.**

Clerk Of Course :	Timekeeper :
-------------------	--------------

Results can be found at [www.tsl-timing.com](http://www.tsl-timing.com)

Printed - 12:37 Saturday, 22 June 2013



# BMCRC-MRO Championships 2013 - Snetterton 300 Rnd 5

## Team Respro MRO 600 inc Clubman 600

### RACE 12 - CLASSIFICATION

POS	NO	CL	PIC NAME	ENTRY	LAPS	TIME	GAP	DIFF	MPH	BEST	ON
1	18		Jordan SIMPKIN	Yamaha - Team AHR Go Racing	5	9:55.922			89.67	1:56.928	3
2	22		Mason LAW	Kawasaki -	5	10:00.964	5.042	5.042	88.92	1:58.723	4
3	64	C	Ashley BUXTON	Yamaha -	5	10:02.305	6.383	1.341	88.72	1:58.292	4
4	76		Charlie KING	Triumph - Pressure Integrity	5	10:05.300	9.378	2.995	88.28	1:59.575	4
5	117		Matthew PAULO	Yamaha - Colin Appleyard/Macadam	5	10:09.007	13.085	3.707	87.74	1:59.785	4
6	121		Tom WARD	Triumph - Tom Ward Racing	5	10:10.377	14.455	1.370	87.55	2:00.106	3
7	6	C	Ali BLACK	Triumph -	5	10:12.229	16.307	1.852	87.28	2:00.490	3
8	122		Daniel FULLER	Triumph -	5	10:14.131	18.209	1.902	87.01	2:00.248	5
9	52		Tommy PHILP	Yamaha - Berkshire M/C Centre	5	10:15.775	19.853	1.644	86.78	2:00.001	5
10	155		James EDWARDS	Yamaha - 3Gi/Go Racing	5	10:17.517	21.595	1.742	86.54	2:00.719	5
11	126		Daniel KINLOCH	Yamaha - DK Racing	5	10:17.701	21.779	0.184	86.51	2:00.583	5
12	31		Sam COX	Triumph -	5	10:19.244	23.322	1.543	86.29	1:59.784	5
13	15		John LEA	Triumph - P G Lea Plumbing	5	10:19.751	23.829	0.507	86.22	2:01.971	5
14	43		Ben TAYLOR	Triumph - Devitt Insce/Ongar M/Cs	5	10:27.663	31.741	7.912	85.14	2:02.486	5
15	33	C	Greg WRIGHT	Triumph - Skid Marques Tyres	5	10:27.836	31.914	0.173	85.11	2:04.007	2
16	114		Dayne BLACKBURN	Yamaha -	5	10:29.276	33.354	1.440	84.92	2:03.227	5
17	5		Aaron CLARKE	Kawasaki - Vale Livestock	5	10:30.408	34.486	1.132	84.77	2:03.223	3
18	8		Taryn SKINNER	Triumph -	5	10:31.710	35.788	1.302	84.59	2:04.099	3
19	39		Steve KING	Yamaha - Planet Music	5	10:36.923	41.001	5.213	83.90	2:05.325	3
20	92	C	Ian NEWBY	Kawasaki -	5	10:40.744	44.822	3.821	83.40	2:05.919	5
21	19	C	Michael CHURCH	Yamaha - MC Racing	5	11:00.274	1:04.352	19.530	80.93	2:09.961	2
22	36	C	Andrew SCOTT	Yamaha -	5	11:03.399	1:07.477	3.125	80.55	2:09.002	5
23	141	C	Ramone DURRANI	Yamaha -	5	11:03.510	1:07.588	0.111	80.54	2:09.716	4
24	118	C	Simon MORRISON	Yamaha - Ilchester Racing	5	11:09.227	1:13.305	5.717	79.85	2:11.640	3
25	68	C	Gary RODWELL	Suzuki - AJ Maintenance	5	11:36.746	1:40.824	27.519	76.69	2:16.715	2
26	99	C	Chris BEXON	Triumph - Dave Bexon Racing	5	11:43.394	1:47.472	6.648	75.97	2:17.053	2

#### NOT CLASSIFIED

DNF	96		Martin TURNER	Yamaha - MSS Performance	2	4:16.385	3 Laps	3 Laps	83.37	2:04.798	2
-----	----	--	---------------	--------------------------	---	----------	--------	--------	-------	----------	---

#### FASTEST LAP

18			Jordan SIMPKIN	Yamaha - Team AHR Go Racing	3	1:56.928		91.40 mph		147.10 kph	
64	C		Ashley BUXTON	Yamaha -	4	1:58.292		90.35 mph		145.40 kph	

Weather / Track : Cloudy / Dry

These results are provisional until the conclusion of any judicial and technical matters.

Snetterton 300

Circuit Length = 2.9689 miles

Start: 15:59 Flag 16:09 End: 16:11

Clerk Of Course :	Timekeeper :
-------------------	--------------

Results can be found at [www.tsl-timing.com](http://www.tsl-timing.com)

Printed - 16:18 Saturday, 22 June 2013



# BMCRC-MRO Championships 2013 - Snetterton 300 Rnd 5

## Team Respro MRO 600 inc Clubman 600

### RACE 12 - LAP CHART

LAP 1		
NO	BEHIND	LAP TIME

22		2:04.858
18	0.701	2:05.559
64	1.298	2:06.156
76	1.397	2:06.255
117	3.574	2:08.432
121	4.298	2:09.156
15	4.319	2:09.177
6	4.503	2:09.361
33	5.948	2:10.806
52	6.306	2:11.164
122	6.639	2:11.497
96	6.729	2:11.587
155	6.743	2:11.601
8	7.550	2:12.408
5	7.595	2:12.453
126	7.859	2:12.717
31	8.976	2:13.834
39	9.559	2:14.417
114	9.620	2:14.478
43	10.081	2:14.939
92	10.949	2:15.807
19	12.664	2:17.522
141	13.610	2:18.468
118	16.142	2:21.000
36	16.671	2:21.529
99	18.149	2:23.007
68	20.234	2:25.092

LAP 2		
NO	BEHIND	LAP TIME

18		1:58.891
22	0.144	1:59.736
64	1.442	1:59.736
76	1.465	1:59.660
117	4.525	2:00.543
121	5.285	2:00.579
6	5.943	2:01.032
15	7.987	2:03.260
122	8.131	2:01.084
52	9.294	2:02.580
155	9.931	2:02.780
33	10.363	2:04.007
126	10.656	2:02.389
5	11.665	2:03.662
96	11.935	2:04.798
31	12.034	2:02.650
8	12.572	2:04.614
114	14.365	2:04.337
43	14.468	2:03.979
39	15.361	2:05.394
92	17.677	2:06.320
19	23.033	2:09.961
141	25.838	2:11.820
36	28.065	2:10.986
118	28.759	2:12.209
99	35.610	2:17.053
68	37.357	2:16.715

LAP 3		
NO	BEHIND	LAP TIME

18		1:56.928
----	--	----------

22	2.035	1:58.819	122	18.209	2:00.248
64	3.809	1:59.295	52	19.853	2:00.001
76	4.591	2:00.054	155	21.595	2:00.719
117	7.932	2:00.335	126	21.779	2:00.583
121	8.463	2:00.106	31	23.322	1:59.784
6	9.505	2:00.490	15	23.829	2:01.971
122	12.129	2:00.926	43	31.741	2:02.486
15	13.456	2:02.397	33	31.914	2:04.912
52	13.515	2:01.149	114	33.354	2:03.227
155	13.858	2:00.855	5	34.486	2:03.364
126	14.685	2:00.957	8	35.788	2:05.480
33	17.454	2:04.019	39	41.001	2:05.812
31	17.637	2:02.531	92	44.822	2:05.919
5	17.960	2:03.223	19	1:04.352	2:11.004
8	19.743	2:04.099	36	1:07.477	2:09.002
43	20.645	2:03.105	141	1:07.588	2:09.728
114	21.137	2:03.700	118	1:13.305	2:12.471
39	23.758	2:05.325	68	1:40.824	2:18.321
92	27.161	2:06.412	99	1:47.472	2:19.925
19	37.658	2:11.553			
141	42.688	2:13.778			
36	42.874	2:11.737			
118	43.471	2:11.640			
68	59.405	2:18.976			
99	1:00.635	2:21.953			

LAP 4		
NO	BEHIND	LAP TIME

18		1:57.331
22	3.427	1:58.723
64	4.770	1:58.292
76	6.835	1:59.575
117	10.386	1:59.785
121	11.262	2:00.130
6	12.863	2:00.689
122	15.174	2:00.376
52	17.065	2:00.881
155	18.089	2:01.562
126	18.409	2:01.055
15	19.071	2:02.946
31	20.751	2:00.445
33	24.215	2:04.092
43	26.468	2:03.154
114	27.340	2:03.534
8	27.521	2:05.109
5	28.335	2:07.706
39	32.402	2:05.975
92	36.116	2:06.286
19	50.561	2:10.234
141	55.073	2:09.716
36	55.688	2:10.145
118	58.047	2:11.907
68	1:19.716	2:17.642
99	1:24.760	2:21.456

LAP 5		
NO	BEHIND	LAP TIME

18		1:57.213
22	5.042	1:58.828
64	6.383	1:58.826
76	9.378	1:59.756
117	13.085	1:59.912
121	14.455	2:00.406
6	16.307	2:00.657

Weather / Track : Cloudy / Dry

Results can be found at [www.tsl-timing.com](http://www.tsl-timing.com)

Snetterton 300  
Circuit Length = 2.9689 miles  
Start: 15:59 Flag 16:09 End: 16:11

Printed - 16:19 Saturday, 22 June 2013

# BMCRC-MRO Championships 2013 - Snetterton 300 Rnd 5

Team Respro MRO 600 inc Clubman 600

## RACE 12 - LAP ANALYSIS

DIFF = Difference To Personal Best Lap

P1 18 Jordan SIMPKIN				
LAP	LAP TIME	DIFF	MPH	TIME OF DAY
1 -	2:05.559	8.631	85.12	16:02:04.760
2 -	1:58.891	1.963	89.89	16:04:03.651
3 -	<b>1:56.928 (1)</b>		<b>91.40</b>	<b>16:06:00.579</b>
4 -	1:57.331 (3)	0.403	91.09	16:07:57.910
5 -	1:57.213 (2)	0.285	91.18	16:09:55.123

P2 22 Mason LAW				
LAP	LAP TIME	DIFF	MPH	TIME OF DAY
1 -	2:04.858	6.135	85.60	16:02:04.059
2 -	1:59.736	1.013	89.26	16:04:03.795
3 -	1:58.819 (2)	0.096	89.95	16:06:02.614
4 -	<b>1:58.723 (1)</b>		<b>90.02</b>	<b>16:08:01.337</b>
5 -	1:58.828 (3)	0.105	89.94	16:10:00.165

P3 64 Ashley BUXTON				
LAP	LAP TIME	DIFF	MPH	TIME OF DAY
1 -	2:06.156	7.864	84.72	16:02:05.357
2 -	1:59.736	1.444	89.26	16:04:05.093
3 -	1:59.295 (3)	1.003	89.59	16:06:04.388
4 -	<b>1:58.292 (1)</b>		<b>90.35</b>	<b>16:08:02.680</b>
5 -	1:58.826 (2)	0.534	89.94	16:10:01.506

P4 76 Charlie KING				
LAP	LAP TIME	DIFF	MPH	TIME OF DAY
1 -	2:06.255	6.680	84.65	16:02:05.456
2 -	1:59.660 (2)	0.085	89.32	16:04:05.116
3 -	2:00.054	0.479	89.02	16:06:05.170
4 -	<b>1:59.575 (1)</b>		<b>89.38</b>	<b>16:08:04.745</b>
5 -	1:59.756 (3)	0.181	89.24	16:10:04.501

P5 117 Matthew PAULO				
LAP	LAP TIME	DIFF	MPH	TIME OF DAY
1 -	2:08.432	8.647	83.21	16:02:07.633
2 -	2:00.543	0.758	88.66	16:04:08.176
3 -	2:00.335 (3)	0.550	88.81	16:06:08.511
4 -	<b>1:59.785 (1)</b>		<b>89.22</b>	<b>16:08:08.296</b>
5 -	1:59.912 (2)	0.127	89.13	16:10:08.208

P6 121 Tom WARD				
LAP	LAP TIME	DIFF	MPH	TIME OF DAY
1 -	2:09.156	9.050	82.75	16:02:08.357
2 -	2:00.579	0.473	88.63	16:04:08.936
3 -	<b>2:00.106 (1)</b>		<b>88.98</b>	<b>16:06:09.042</b>
4 -	2:00.130 (2)	0.024	88.97	16:08:09.172
5 -	2:00.406 (3)	0.300	88.76	16:10:09.578

P7 6 Ali BLACK				
LAP	LAP TIME	DIFF	MPH	TIME OF DAY
1 -	2:09.361	8.871	82.62	16:02:08.562
2 -	2:01.032	0.542	88.30	16:04:09.594
3 -	<b>2:00.490 (1)</b>		<b>88.70</b>	<b>16:06:10.084</b>
4 -	2:00.689 (3)	0.199	88.55	16:08:10.773
5 -	2:00.657 (2)	0.167	88.58	16:10:11.430

DIFF = Difference To Personal Best Lap

P8 122 Daniel FULLER				
LAP	LAP TIME	DIFF	MPH	TIME OF DAY
1 -	2:11.497	11.249	81.27	16:02:10.698
2 -	2:01.084	0.836	88.26	16:04:11.782
3 -	2:00.926 (3)	0.678	88.38	16:06:12.708
4 -	2:00.376 (2)	0.128	88.78	16:08:13.084
5 -	<b>2:00.248 (1)</b>		<b>88.88</b>	<b>16:10:13.332</b>

P9 52 Tommy PHILP				
LAP	LAP TIME	DIFF	MPH	TIME OF DAY
1 -	2:11.164	11.163	81.48	16:02:10.365
2 -	2:02.580	2.579	87.19	16:04:12.945
3 -	2:01.149 (3)	1.148	88.22	16:06:14.094
4 -	2:00.881 (2)	0.880	88.41	16:08:14.975
5 -	<b>2:00.001 (1)</b>		<b>89.06</b>	<b>16:10:14.976</b>

P10 155 James EDWARDS				
LAP	LAP TIME	DIFF	MPH	TIME OF DAY
1 -	2:11.601	10.882	81.21	16:02:10.802
2 -	2:02.780	2.061	87.05	16:04:13.582
3 -	2:00.855 (2)	0.136	88.43	16:06:14.437
4 -	2:01.562 (3)	0.843	87.92	16:08:15.999
5 -	<b>2:00.719 (1)</b>		<b>88.53</b>	<b>16:10:16.718</b>

P11 126 Daniel KINLOCH				
LAP	LAP TIME	DIFF	MPH	TIME OF DAY
1 -	2:12.717	12.134	80.53	16:02:11.918
2 -	2:02.389	1.806	87.32	16:04:14.307
3 -	2:00.957 (2)	0.374	88.36	16:06:15.264
4 -	2:01.055 (3)	0.472	88.29	16:08:16.319
5 -	<b>2:00.583 (1)</b>		<b>88.63</b>	<b>16:10:16.902</b>

P12 31 Sam COX				
LAP	LAP TIME	DIFF	MPH	TIME OF DAY
1 -	2:13.834	14.050	79.86	16:02:13.035
2 -	2:02.650	2.866	87.14	16:04:15.685
3 -	2:02.531 (3)	2.747	87.22	16:06:18.216
4 -	2:00.445 (2)	0.661	88.73	16:08:18.661
5 -	<b>1:59.784 (1)</b>		<b>89.22</b>	<b>16:10:18.445</b>

P13 15 John LEA				
LAP	LAP TIME	DIFF	MPH	TIME OF DAY
1 -	2:09.177	7.206	82.73	16:02:08.378
2 -	2:03.260	1.289	86.71	16:04:11.638
3 -	2:02.397 (2)	0.426	87.32	16:06:14.035
4 -	2:02.946 (3)	0.975	86.93	16:08:16.981
5 -	<b>2:01.971 (1)</b>		<b>87.62</b>	<b>16:10:18.952</b>

P14 43 Ben TAYLOR				
LAP	LAP TIME	DIFF	MPH	TIME OF DAY
1 -	2:14.939	12.453	79.20	16:02:14.140
2 -	2:03.979	1.493	86.20	16:04:18.119
3 -	2:03.105 (2)	0.619	86.82	16:06:21.224
4 -	2:03.154 (3)	0.668	86.78	16:08:24.378
5 -	<b>2:02.486 (1)</b>		<b>87.25</b>	<b>16:10:26.864</b>

Weather / Track : Cloudy / Dry

Snetterton 300  
Circuit Length = 2.9689 miles  
Start: 15:59 Flag 16:09 End: 16:11

# BMCRC-MRO Championships 2013 - Snetterton 300 Rnd 5

Team Respro MRO 600 inc Clubman 600

## RACE 12 - LAP ANALYSIS

DIFF = Difference To Personal Best Lap

<b>P15 33 Greg WRIGHT</b>				
LAP	LAP TIME	DIFF	MPH	TIME OF DAY
1 -	2:10.806	6.799	81.70	16:02:10.007
2 -	<b>2:04.007 (1)</b>		<b>86.18</b>	<b>16:04:14.014</b>
3 -	2:04.019 (2)	0.012	86.18	16:06:18.033
4 -	2:04.092 (3)	0.085	86.13	16:08:22.125
5 -	2:04.912	0.905	85.56	16:10:27.037

<b>P16 114 Dayne BLACKBURN</b>				
LAP	LAP TIME	DIFF	MPH	TIME OF DAY
1 -	2:14.478	11.251	79.47	16:02:13.679
2 -	2:04.337	1.110	85.96	16:04:18.016
3 -	2:03.700 (3)	0.473	86.40	16:06:21.716
4 -	2:03.534 (2)	0.307	86.51	16:08:25.250
5 -	<b>2:03.227 (1)</b>		<b>86.73</b>	<b>16:10:28.477</b>

<b>P17 5 Aaron CLARKE</b>				
LAP	LAP TIME	DIFF	MPH	TIME OF DAY
1 -	2:12.453	9.230	80.69	16:02:11.654
2 -	2:03.662 (3)	0.439	86.42	16:04:15.316
3 -	<b>2:03.223 (1)</b>		<b>86.73</b>	<b>16:06:18.539</b>
4 -	2:07.706	4.483	83.69	16:08:26.245
5 -	2:03.364 (2)	0.141	86.63	16:10:29.609

<b>P18 8 Taryn SKINNER</b>				
LAP	LAP TIME	DIFF	MPH	TIME OF DAY
1 -	2:12.408	8.309	80.72	16:02:11.609
2 -	2:04.614 (2)	0.515	85.76	16:04:16.223
3 -	<b>2:04.099 (1)</b>		<b>86.12</b>	<b>16:06:20.322</b>
4 -	2:05.109 (3)	1.010	85.43	16:08:25.431
5 -	2:05.480	1.381	85.17	16:10:30.911

<b>P19 39 Steve KING</b>				
LAP	LAP TIME	DIFF	MPH	TIME OF DAY
1 -	2:14.417	9.092	79.51	16:02:13.618
2 -	2:05.394 (2)	0.069	85.23	16:04:19.012
3 -	<b>2:05.325 (1)</b>		<b>85.28</b>	<b>16:06:24.337</b>
4 -	2:05.975	0.650	84.84	16:08:30.312
5 -	2:05.812 (3)	0.487	84.95	16:10:36.124

<b>P20 92 Ian NEWBY</b>				
LAP	LAP TIME	DIFF	MPH	TIME OF DAY
1 -	2:15.807	9.888	78.70	16:02:15.008
2 -	2:06.320 (3)	0.401	84.61	16:04:21.328
3 -	2:06.412	0.493	84.54	16:06:27.740
4 -	2:06.286 (2)	0.367	84.63	16:08:34.026
5 -	<b>2:05.919 (1)</b>		<b>84.88</b>	<b>16:10:39.945</b>

<b>P21 19 Michael CHURCH</b>				
LAP	LAP TIME	DIFF	MPH	TIME OF DAY
1 -	2:17.522	7.561	77.71	16:02:16.723
2 -	<b>2:09.961 (1)</b>		<b>82.24</b>	<b>16:04:26.684</b>
3 -	2:11.553	1.592	81.24	16:06:38.237
4 -	2:10.234 (2)	0.273	82.06	16:08:48.471
5 -	2:11.004 (3)	1.043	81.58	16:10:59.475

DIFF = Difference To Personal Best Lap

<b>P22 36 Andrew SCOTT</b>				
LAP	LAP TIME	DIFF	MPH	TIME OF DAY
1 -	2:21.529	12.527	75.51	16:02:20.730
2 -	2:10.986 (3)	1.984	81.59	16:04:31.716
3 -	2:11.737	2.735	81.13	16:06:43.453
4 -	2:10.145 (2)	1.143	82.12	16:08:53.598
5 -	<b>2:09.002 (1)</b>		<b>82.85</b>	<b>16:11:02.600</b>

<b>P23 141 Ramone DURRANI</b>				
LAP	LAP TIME	DIFF	MPH	TIME OF DAY
1 -	2:18.468	8.752	77.18	16:02:17.669
2 -	2:11.820 (3)	2.104	81.08	16:04:29.489
3 -	2:13.778	4.062	79.89	16:06:43.267
4 -	<b>2:09.716 (1)</b>		<b>82.39</b>	<b>16:08:52.983</b>
5 -	2:09.728 (2)	0.012	82.38	16:11:02.711

<b>P24 118 Simon MORRISON</b>				
LAP	LAP TIME	DIFF	MPH	TIME OF DAY
1 -	2:21.000	9.360	75.80	16:02:20.201
2 -	2:12.209 (3)	0.569	80.84	16:04:32.410
3 -	<b>2:11.640 (1)</b>		<b>81.19</b>	<b>16:06:44.050</b>
4 -	2:11.907 (2)	0.267	81.02	16:08:55.957
5 -	2:12.471	0.831	80.68	16:11:08.428

<b>P25 68 Gary RODWELL</b>				
LAP	LAP TIME	DIFF	MPH	TIME OF DAY
1 -	2:25.092	8.377	73.66	16:02:24.293
2 -	<b>2:16.715 (1)</b>		<b>78.17</b>	<b>16:04:41.008</b>
3 -	2:18.976	2.261	76.90	16:06:59.984
4 -	2:17.642 (2)	0.927	77.65	16:09:17.626
5 -	2:18.321 (3)	1.606	77.27	16:11:35.947

<b>P26 99 Chris BEXON</b>				
LAP	LAP TIME	DIFF	MPH	TIME OF DAY
1 -	2:23.007	5.954	74.73	16:02:22.208
2 -	<b>2:17.053 (1)</b>		<b>77.98</b>	<b>16:04:39.261</b>
3 -	2:21.953	4.900	75.29	16:07:01.214
4 -	2:21.456 (3)	4.403	75.55	16:09:22.670
5 -	2:19.925 (2)	2.872	76.38	16:11:42.595

<b>P27 96 Martin TURNER</b>				
LAP	LAP TIME	DIFF	MPH	TIME OF DAY
1 -	2:11.587 (2)	6.789	81.22	16:02:10.788
2 -	<b>2:04.798 (1)</b>		<b>85.64</b>	<b>16:04:15.586</b>

Weather / Track : Cloudy / Dry

Snetterton 300  
Circuit Length = 2.9689 miles  
Start: 15:59 Flag 16:09 End: 16:11



**BMCRC-MRO Championships 2013 - Snetterton 300 Rnd 5**

**Team Respro MRO 600 inc Clubman 600**

**RACE 3 - GRID**

ROW 7	27	96 Martin TURNER	26	99 Chris BEXON	25	68 Gary RODWELL		
ROW 6	24	118 Simon MORRISON	23	141 Ramone DURRANI	22	36 Andrew SCOTT	21	19 Michael CHURCH
ROW 5	20	92 Ian NEWBY	19	39 Steve KING	18	8 Taryn SKINNER	17	5 Aaron CLARKE
ROW 4	16	114 Dayne BLACKBURN	15	33 Greg WRIGHT	14	43 Ben TAYLOR	13	15 John LEA
ROW 3	12	31 Sam COX	11	126 Daniel KINLOCH	10	155 James EDWARDS	9	52 Tommy PHILP
ROW 2	8	122 Daniel FULLER	7	6 Ali BLACK	6	121 Tom WARD	5	117 Matthew PAULO
ROW 1	4	76 Charlie KING	3	64 Ashley BUXTON	2	22 Mason LAW	1	18 Jordan SIMPKIN
<b>Pole</b>								

Snetterton 300  
Circuit Length = 2.9689 miles

**These results are provisional until the conclusion of any judicial and technical matters.**

Clerk Of Course :	Timekeeper :
-------------------	--------------

Results can be found at [www.tsl-timing.com](http://www.tsl-timing.com)

Printed - 16:20 Saturday, 22 June 2013



# BMCRC-MRO Championships 2013 - Snetterton 300 Rnd 5

## Team Respro MRO 600 inc Clubman 600

### RACE 3 - CLASSIFICATION

POS	NO	CL	PIC NAME	ENTRY	LAPS	TIME	GAP	DIFF	MPH	BEST	ON
1	22		1 Mason LAW	Kawasaki -	3	6:46.532			78.87	2:14.036	3
2	117		2 Matthew PAULO	Yamaha - Colin Appleyard/Macadam	3	6:59.219	12.687	12.687	76.48	2:16.378	3
3	122		3 Daniel FULLER	Triumph -	3	6:59.742	13.210	0.523	76.39	2:16.472	3
4	155		4 James EDWARDS	Yamaha - 3Gi/Go Racing	3	7:07.821	21.289	8.079	74.94	2:19.525	3
5	121		5 Tom WARD	Triumph - Tom Ward Racing	3	7:09.502	22.970	1.681	74.65	2:18.709	3
6	15		6 John LEA	Triumph - P G Lea Plumbing	3	7:10.610	24.078	1.108	74.46	2:18.965	3
7	92	C	1 Ian NEWBY	Kawasaki -	3	7:11.707	25.175	1.097	74.27	2:18.023	3
8	5		7 Aaron CLARKE	Kawasaki - Vale Livestock	3	7:18.645	32.113	6.938	73.09	2:20.888	3
9	96		8 Martin TURNER	Yamaha - MSS Performance	3	7:25.527	38.995	6.882	71.96	2:23.681	3
10	39		9 Steve KING	Yamaha - Planet Music	3	7:26.225	39.693	0.698	71.85	2:25.139	2
11	52		10 Tommy PHILP	Yamaha - Berkshire M/C Centre	3	7:26.278	39.746	0.053	71.84	2:24.011	3
12	19	C	2 Michael CHURCH	Yamaha - MC Racing	3	7:31.987	45.455	5.709	70.94	2:26.852	3
13	6	C	3 Ali BLACK	Triumph -	3	7:32.987	46.455	1.000	70.78	2:27.868	3
14	118	C	4 Simon MORRISON	Yamaha - Ilchester Racing	3	7:35.583	49.051	2.596	70.38	2:27.060	3
15	114		11 Dayne BLACKBURN	Yamaha -	3	7:36.026	49.494	0.443	70.31	2:28.508	3
16	8		12 Taryn SKINNER	Triumph -	3	7:37.149	50.617	1.123	70.13	2:26.643	3
17	97	C	5 Adam MOORE	Triumph -	3	7:37.698	51.166	0.549	70.05	2:26.292	3
18	141	C	6 Ramone DURRANI	Yamaha -	3	7:39.252	52.720	1.554	69.81	2:27.490	3
19	43		13 Ben TAYLOR	Triumph - Devitt Insce/Ongar M/Cs	3	7:52.302	1:05.770	13.050	67.88	2:30.249	3
20	68	C	7 Gary RODWELL	Suzuki - AJ Maintenance	3	7:52.742	1:06.210	0.440	67.82	2:33.313	3
21	36	C	8 Andrew SCOTT	Yamaha -	3	8:01.268	1:14.736	8.526	66.62	2:36.105	2

#### NOT CLASSIFIED

DNF	64	C	Ashley BUXTON	Yamaha -	3	6:56.436	9.904		76.99	2:15.675	3
DNF	33	C	Greg WRIGHT	Triumph - Skid Marques Tyres	2	4:59.189	1 Lap	1 Lap	71.44	2:22.348	2
DNF	31		Sam COX	Triumph -	1	2:36.305	2 Laps	1 Lap	68.37	2:36.305	1
DNF	76		Charlie KING	Triumph - Pressure Integrity	0						
DNF	126		Daniel KINLOCH	Yamaha - DK Racing	0						

#### FASTEST LAP

22			Mason LAW	Kawasaki -	3	2:14.036			79.74 mph	128.32 kph	
64	C		Ashley BUXTON	Yamaha -	3	2:15.675			78.77 mph	126.77 kph	

Race stopped

Snetterton 300  
Circuit Length = 2.9689 miles  
Start: 11:22 Flag 11:28 End: 11:32

Weather / Track : Cloudy / Wet

These results are provisional until the conclusion of any judicial and technical matters.

Clerk Of Course :	Timekeeper :
-------------------	--------------

Results can be found at [www.tsl-timing.com](http://www.tsl-timing.com)

Printed - 11:34 Sunday, 23 June 2013



# BMCRC-MRO Championships 2013 - Snetterton 300 Rnd 5

## Team Respro MRO 600 inc Clubman 600

### RACE 3 - LAP CHART

LAP 1		
NO	BEHIND	LAP TIME

5	32.113	2:20.888
96	38.995	2:23.681
39	39.693	2:25.340
52	39.746	2:24.011
19	45.455	2:26.852
6	46.455	2:27.868
118	49.051	2:27.060
114	49.494	2:28.508
8	50.617	2:26.643
97	51.166	2:26.292
141	52.720	2:27.490
43	1:05.770	2:30.249
68	1:06.210	2:33.313
36	1:14.736	2:37.174

22		2:18.397
64	5.617	2:24.014
117	6.903	2:25.300
122	7.348	2:25.745
155	8.684	2:27.081
121	11.173	2:29.570
15	11.527	2:29.924
6	16.802	2:35.199
92	16.895	2:35.292
5	17.175	2:35.572
39	17.349	2:35.746
96	17.807	2:36.204
31	17.908	2:36.305
33	18.444	2:36.841
52	18.937	2:37.334
19	19.657	2:38.054
114	20.167	2:38.564
8	21.930	2:40.327
118	22.337	2:40.734
141	22.979	2:41.376
97	23.879	2:42.276
68	27.222	2:45.619
36	29.592	2:47.989
43	29.782	2:48.179

LAP 2		
NO	BEHIND	LAP TIME

22		2:14.099
64	8.265	2:16.747
117	10.345	2:17.541
122	10.774	2:17.525
155	15.800	2:21.215
121	18.297	2:21.223
15	19.149	2:21.721
92	21.188	2:18.392
5	25.261	2:22.185
33	26.693	2:22.348
39	28.389	2:25.139
96	29.350	2:25.642
52	29.771	2:24.933
6	32.623	2:29.920
19	32.639	2:27.081
114	35.022	2:28.954
118	36.027	2:27.789
8	38.010	2:30.179
97	38.910	2:29.130
141	39.266	2:30.386
68	46.933	2:33.810
43	49.557	2:33.874
36	51.598	2:36.105

LAP 3		
NO	BEHIND	LAP TIME

22		2:14.036
64	9.904	2:15.675
117	12.687	2:16.378
122	13.210	2:16.472
155	21.289	2:19.525
121	22.970	2:18.709
15	24.078	2:18.965
92	25.175	2:18.023

Weather / Track : Cloudy / Wet

Results can be found at [www.tsl-timing.com](http://www.tsl-timing.com)

Snetterton 300  
Circuit Length = 2.9689 miles  
Start: 11:22 Flag 11:28 End: 11:32

Printed - 11:36 Sunday, 23 June 2013

# BMCRC-MRO Championships 2013 - Snetterton 300 Rnd 5

## Team Respro MRO 600 inc Clubman 600

### RACE 3 - LAP ANALYSIS

DIFF = Difference To Personal Best Lap

<b>P1 22 Mason LAW</b>				
LAP	LAP TIME	DIFF	MPH	TIME OF DAY
1 -	2:18.397 (3)	4.361	77.22	11:24:24.466
2 -	2:14.099 (2)	0.063	79.70	11:26:38.565
3 -	<b>2:14.036 (1)</b>		<b>79.74</b>	<b>11:28:52.601</b>

<b>P2 117 Matthew PAULO</b>				
LAP	LAP TIME	DIFF	MPH	TIME OF DAY
1 -	2:25.300 (3)	8.922	73.55	11:24:31.369
2 -	2:17.541 (2)	1.163	77.70	11:26:48.910
3 -	<b>2:16.378 (1)</b>		<b>78.37</b>	<b>11:29:05.288</b>

<b>P3 122 Daniel FULLER</b>				
LAP	LAP TIME	DIFF	MPH	TIME OF DAY
1 -	2:25.745 (3)	9.273	73.33	11:24:31.814
2 -	2:17.525 (2)	1.053	77.71	11:26:49.339
3 -	<b>2:16.472 (1)</b>		<b>78.31</b>	<b>11:29:05.811</b>

<b>P4 155 James EDWARDS</b>				
LAP	LAP TIME	DIFF	MPH	TIME OF DAY
1 -	2:27.081 (3)	7.556	72.66	11:24:33.150
2 -	2:21.215 (2)	1.690	75.68	11:26:54.365
3 -	<b>2:19.525 (1)</b>		<b>76.60</b>	<b>11:29:13.890</b>

<b>P5 121 Tom WARD</b>				
LAP	LAP TIME	DIFF	MPH	TIME OF DAY
1 -	2:29.570 (3)	10.861	71.45	11:24:35.639
2 -	2:21.223 (2)	2.514	75.68	11:26:56.862
3 -	<b>2:18.709 (1)</b>		<b>77.05</b>	<b>11:29:15.571</b>

<b>P6 15 John LEA</b>				
LAP	LAP TIME	DIFF	MPH	TIME OF DAY
1 -	2:29.924 (3)	10.959	71.28	11:24:35.993
2 -	2:21.721 (2)	2.756	75.41	11:26:57.714
3 -	<b>2:18.965 (1)</b>		<b>76.91</b>	<b>11:29:16.679</b>

<b>P7 92 Ian NEWBY</b>				
LAP	LAP TIME	DIFF	MPH	TIME OF DAY
1 -	2:35.292 (3)	17.269	68.82	11:24:41.361
2 -	2:18.392 (2)	0.369	77.23	11:26:59.753
3 -	<b>2:18.023 (1)</b>		<b>77.43</b>	<b>11:29:17.776</b>

<b>P8 5 Aaron CLARKE</b>				
LAP	LAP TIME	DIFF	MPH	TIME OF DAY
1 -	2:35.572 (3)	14.684	68.70	11:24:41.641
2 -	2:22.185 (2)	1.297	75.17	11:27:03.826
3 -	<b>2:20.888 (1)</b>		<b>75.86</b>	<b>11:29:24.714</b>

<b>P9 96 Martin TURNER</b>				
LAP	LAP TIME	DIFF	MPH	TIME OF DAY
1 -	2:36.204 (3)	12.523	68.42	11:24:42.273
2 -	2:25.642 (2)	1.961	73.38	11:27:07.915
3 -	<b>2:23.681 (1)</b>		<b>74.38</b>	<b>11:29:31.596</b>

DIFF = Difference To Personal Best Lap

<b>P10 39 Steve KING</b>				
LAP	LAP TIME	DIFF	MPH	TIME OF DAY
1 -	2:35.746 (3)	10.607	68.62	11:24:41.815
2 -	<b>2:25.139 (1)</b>		<b>73.64</b>	<b>11:27:06.954</b>
3 -	2:25.340 (2)	0.201	73.53	11:29:32.294

<b>P11 52 Tommy PHILP</b>				
LAP	LAP TIME	DIFF	MPH	TIME OF DAY
1 -	2:37.334 (3)	13.323	67.93	11:24:43.403
2 -	2:24.933 (2)	0.922	73.74	11:27:08.336
3 -	<b>2:24.011 (1)</b>		<b>74.21</b>	<b>11:29:32.347</b>

<b>P12 19 Michael CHURCH</b>				
LAP	LAP TIME	DIFF	MPH	TIME OF DAY
1 -	2:38.054 (3)	11.202	67.62	11:24:44.123
2 -	2:27.081 (2)	0.229	72.66	11:27:11.204
3 -	<b>2:26.852 (1)</b>		<b>72.78</b>	<b>11:29:38.056</b>

<b>P13 6 Ali BLACK</b>				
LAP	LAP TIME	DIFF	MPH	TIME OF DAY
1 -	2:35.199 (3)	7.331	68.86	11:24:41.268
2 -	2:29.920 (2)	2.052	71.29	11:27:11.188
3 -	<b>2:27.868 (1)</b>		<b>72.28</b>	<b>11:29:39.056</b>

<b>P14 118 Simon MORRISON</b>				
LAP	LAP TIME	DIFF	MPH	TIME OF DAY
1 -	2:40.734 (3)	13.674	66.49	11:24:46.803
2 -	2:27.789 (2)	0.729	72.31	11:27:14.592
3 -	<b>2:27.060 (1)</b>		<b>72.67</b>	<b>11:29:41.652</b>

<b>P15 114 Dayne BLACKBURN</b>				
LAP	LAP TIME	DIFF	MPH	TIME OF DAY
1 -	2:38.564 (3)	10.056	67.40	11:24:44.633
2 -	2:28.954 (2)	0.446	71.75	11:27:13.587
3 -	<b>2:28.508 (1)</b>		<b>71.96</b>	<b>11:29:42.095</b>

<b>P16 8 Taryn SKINNER</b>				
LAP	LAP TIME	DIFF	MPH	TIME OF DAY
1 -	2:40.327 (3)	13.684	66.66	11:24:46.396
2 -	2:30.179 (2)	3.536	71.16	11:27:16.575
3 -	<b>2:26.643 (1)</b>		<b>72.88</b>	<b>11:29:43.218</b>

<b>P17 97 Adam MOORE</b>				
LAP	LAP TIME	DIFF	MPH	TIME OF DAY
1 -	2:42.276 (3)	15.984	65.86	11:24:48.345
2 -	2:29.130 (2)	2.838	71.66	11:27:17.475
3 -	<b>2:26.292 (1)</b>		<b>73.05</b>	<b>11:29:43.767</b>

<b>P18 141 Ramone DURRANI</b>				
LAP	LAP TIME	DIFF	MPH	TIME OF DAY
1 -	2:41.376 (3)	13.886	66.23	11:24:47.445
2 -	2:30.386 (2)	2.896	71.07	11:27:17.831
3 -	<b>2:27.490 (1)</b>		<b>72.46</b>	<b>11:29:45.321</b>

Weather / Track : Cloudy / Wet

# BMCRC-MRO Championships 2013 - Snetterton 300 Rnd 5

## Team Respro MRO 600 inc Clubman 600

### RACE 3 - LAP ANALYSIS

DIFF = Difference To Personal Best Lap

<b>P19 43 Ben TAYLOR</b>				
LAP	LAP TIME	DIFF	MPH	TIME OF DAY
1 -	2:48.179 (3)	17.930	63.55	11:24:54.248
2 -	2:33.874 (2)	3.625	69.45	11:27:28.122
3 -	<b>2:30.249 (1)</b>		<b>71.13</b>	<b>11:29:58.371</b>

<b>P20 68 Gary RODWELL</b>				
LAP	LAP TIME	DIFF	MPH	TIME OF DAY
1 -	2:45.619 (3)	12.306	64.53	11:24:51.688
2 -	2:33.810 (2)	0.497	69.48	11:27:25.498
3 -	<b>2:33.313 (1)</b>		<b>69.71</b>	<b>11:29:58.811</b>

<b>P21 36 Andrew SCOTT</b>				
LAP	LAP TIME	DIFF	MPH	TIME OF DAY
1 -	2:47.989 (3)	11.884	63.62	11:24:54.058
2 -	<b>2:36.105 (1)</b>		<b>68.46</b>	<b>11:27:30.163</b>
3 -	2:37.174 (2)	1.069	68.00	11:30:07.337

<b>P22 64 Ashley BUXTON</b>				
LAP	LAP TIME	DIFF	MPH	TIME OF DAY
1 -	2:24.014 (3)	8.339	74.21	11:24:30.083
2 -	2:16.747 (2)	1.072	78.15	11:26:46.830
3 -	<b>2:15.675 (1)</b>		<b>78.77</b>	<b>11:29:02.505</b>

<b>P23 33 Greg WRIGHT</b>				
LAP	LAP TIME	DIFF	MPH	TIME OF DAY
1 -	2:36.841 (2)	14.493	68.14	11:24:42.910
2 -	<b>2:22.348 (1)</b>		<b>75.08</b>	<b>11:27:05.258</b>

<b>P24 31 Sam COX</b>				
LAP	LAP TIME	DIFF	MPH	TIME OF DAY
1 -	<b>2:36.305 (1)</b>		<b>68.37</b>	<b>11:24:42.374</b>

**BMCRC-MRO Championships 2013 - Snetterton 300 Rnd 5**

**Team Respro MRO 600 inc Clubman 600**

**RACE 14 - GRID**

ROW 7			26	126 Daniel KINLOCH	25	76 Charlie KING			
ROW 6	24	31 Sam COX	23	33 Greg WRIGHT	22	64 Ashley BUXTON	21	36 Andrew SCOTT	
ROW 5		20	68 Gary RODWELL	19	43 Ben TAYLOR	18	141 Ramone DURRANI	17	97 Adam MOORE
ROW 4	16	8 Taryn SKINNER	15	114 Dayne BLACKBURN	14	118 Simon MORRISON	13	6 Ali BLACK	
ROW 3		12	19 Michael CHURCH	11	52 Tommy PHILP	10	39 Steve KING	9	96 Martin TURNER
ROW 2	8	5 Aaron CLARKE	7	92 Ian NEWBY	6	15 John LEA	5	121 Tom WARD	
ROW 1		4	155 James EDWARDS	3	122 Daniel FULLER	2	117 Matthew PAULO	1	22 Mason LAW
									<b>Pole</b>

Snetterton 300  
Circuit Length = 2.9689 miles

**These results are provisional until the conclusion of any judicial and technical matters.**

Clerk Of Course :		Timekeeper :	
-------------------	--	--------------	--

Results can be found at [www.tsl-timing.com](http://www.tsl-timing.com)

Printed - 11:37 Sunday, 23 June 2013



# BMCRC-MRO Championships 2013 - Snetterton 300 Rnd 5

## Team Respro MRO 600 inc Clubman 600

### RACE 14 - CLASSIFICATION

POS	NO	CL	PIC NAME	ENTRY	LAPS	TIME	GAP	DIFF	MPH	BEST	ON
1	6	C	1 Ali BLACK	Triumph -	5	11:09.492			79.82	2:08.872	5
2	5		1 Aaron CLARKE	Kawasaki - Vale Livestock	5	11:14.751	5.259	5.259	79.20	2:12.160	4
3	64	C	2 Ashley BUXTON	Yamaha -	5	11:26.832	17.340	12.081	77.80	2:11.012	5
4	155		2 James EDWARDS	Yamaha - 3Gi/Go Racing	5	11:31.001	21.509	4.169	77.33	2:15.255	5
5	96		3 Martin TURNER	Yamaha - MSS Performance	5	11:31.839	22.347	0.838	77.24	2:12.977	5
6	92	C	3 Ian NEWBY	Kawasaki -	5	11:32.812	23.320	0.973	77.13	2:14.575	5
7	114		4 Dayne BLACKBURN	Yamaha -	5	11:32.905	23.413	0.093	77.12	2:13.407	5
8	8		5 Taryn SKINNER	Triumph -	5	11:41.786	32.294	8.881	76.14	2:15.230	5
9	141	C	4 Ramone DURRANI	Yamaha -	5	12:17.489	1:07.997	35.703	72.46	2:24.273	5
10	33	C	5 Greg WRIGHT	Triumph - Skid Marques Tyres	5	12:33.226	1:23.734	15.737	70.94	2:24.206	5
11	36	C	6 Andrew SCOTT	Yamaha -	5	12:38.956	1:29.464	5.730	70.41	2:24.404	5
12	68	C	7 Gary RODWELL	Suzuki - AJ Maintenance	5	12:39.059	1:29.567	0.103	70.40	2:23.442	5
13	118	C	8 Simon MORRISON	Yamaha - Ilchester Racing	5	12:43.824	1:34.332	4.765	69.96	2:26.655	5

#### NOT CLASSIFIED

DNF	15		John LEA	Triumph - P G Lea Plumbing	0						
DNF	39		Steve KING	Yamaha - Planet Music	0						
DNF	52		Tommy PHILP	Yamaha - Berkshire M/C Centre	0						
DNF	19	C	Michael CHURCH	Yamaha - MC Racing	0						
DNF	97	C	Adam MOORE	Triumph -	0						
DNF	22		Mason LAW	Kawasaki -	0						
DNF	122		Daniel FULLER	Triumph -	0						
DNF	121		Tom WARD	Triumph - Tom Ward Racing	0						
DNF	31		Sam COX	Triumph -	0						
DNF	76		Charlie KING	Triumph - Pressure Integrity	0						

#### FASTEST LAP

6	C	Ali BLACK	Triumph -	5	2:08.872	82.93 mph	133.47 kph
5		Aaron CLARKE	Kawasaki - Vale Livestock	4	2:12.160	80.87 mph	130.15 kph

Weather / Track : Cloudy / Wet

These results are provisional until the conclusion of any judicial and technical matters.

Snetterton 300

Circuit Length = 2.9689 miles

Start: 15:27 Flag 15:38 End: 15:40

Clerk Of Course :	Timekeeper :
-------------------	--------------

Results can be found at [www.tsl-timing.com](http://www.tsl-timing.com)

Printed - 15:41 Sunday, 23 June 2013



# BMCRC-MRO Championships 2013 - Snetterton 300 Rnd 5

## Team Respro MRO 600 inc Clubman 600

### RACE 14 - LAP CHART

#### LAP 1

NO	BEHIND	LAP TIME
155		2:22.709
6	0.580	2:23.289
5	0.603	2:23.312
92	1.776	2:24.485
114	2.603	2:25.312
96	2.610	2:25.319
8	5.213	2:27.922
64	5.947	2:28.656
141	13.090	2:35.799
68	20.877	2:43.586
118	21.184	2:43.893
36	21.854	2:44.563
33	23.472	2:46.181

118 1:16.549 2:29.581

#### LAP 2

NO	BEHIND	LAP TIME
6		2:13.005
5	0.041	2:13.023
155	3.458	2:17.043
92	5.030	2:16.839
114	5.550	2:16.532
96	6.696	2:17.671
64	10.016	2:17.654
8	11.437	2:19.809
141	24.551	2:25.046
33	38.549	2:28.662
36	38.793	2:30.524
68	40.169	2:32.877
118	41.895	2:34.296

#### LAP 3

NO	BEHIND	LAP TIME
6		2:12.861
5	0.883	2:13.703
155	8.214	2:17.617
114	10.745	2:18.056
92	11.417	2:19.248
96	11.560	2:17.725
64	12.137	2:14.982
8	19.282	2:20.706
141	37.885	2:26.195
33	54.194	2:28.506
36	56.462	2:30.530
68	57.949	2:30.641
118	58.433	2:29.399

#### LAP 4

NO	BEHIND	LAP TIME
6		2:11.465
5	1.578	2:12.160
155	15.126	2:18.377
64	15.200	2:14.528
92	17.617	2:17.665
96	18.242	2:18.147
114	18.878	2:19.598
8	25.936	2:18.119
141	52.596	2:26.176
33	1:08.400	2:25.671
36	1:13.932	2:28.935
68	1:14.997	2:28.513

#### LAP 5

NO	BEHIND	LAP TIME
6		2:08.872
5	5.259	2:12.553
64	17.340	2:11.012
155	21.509	2:15.255
96	22.347	2:12.977
92	23.320	2:14.575
114	23.413	2:13.407
8	32.294	2:15.230
141	1:07.997	2:24.273
33	1:23.734	2:24.206
36	1:29.464	2:24.404
68	1:29.567	2:23.442
118	1:34.332	2:26.655

Weather / Track : Cloudy / Wet

Results can be found at [www.tsl-timing.com](http://www.tsl-timing.com)

Snetterton 300  
Circuit Length = 2.9689 miles  
Start: 15:27 Flag 15:38 End: 15:40

Printed - 15:42 Sunday, 23 June 2013



# BMCRC-MRO Championships 2013 - Snetterton 300 Rnd 5

## Team Respro MRO 600 inc Clubman 600

### RACE 14 - LAP ANALYSIS

DIFF = Difference To Personal Best Lap

<b>P1 6 Ali BLACK</b>				
LAP	LAP TIME	DIFF	MPH	TIME OF DAY
1 -	2:23.289	14.417	74.59	15:29:40.668
2 -	2:13.005	4.133	80.35	15:31:53.673
3 -	2:12.861 (3)	3.989	80.44	15:34:06.534
4 -	2:11.465 (2)	2.593	81.29	15:36:17.999
5 -	<b>2:08.872 (1)</b>		<b>82.93</b>	<b>15:38:26.871</b>

<b>P2 5 Aaron CLARKE</b>				
LAP	LAP TIME	DIFF	MPH	TIME OF DAY
1 -	2:23.312	11.152	74.57	15:29:40.691
2 -	2:13.023 (3)	0.863	80.34	15:31:53.714
3 -	2:13.703	1.543	79.93	15:34:07.417
4 -	<b>2:12.160 (1)</b>		<b>80.87</b>	<b>15:36:19.577</b>
5 -	2:12.553 (2)	0.393	80.63	15:38:32.130

<b>P3 64 Ashley BUXTON</b>				
LAP	LAP TIME	DIFF	MPH	TIME OF DAY
1 -	2:28.656	17.644	71.89	15:29:46.035
2 -	2:17.654	6.642	77.64	15:32:03.689
3 -	2:14.982 (3)	3.970	79.18	15:34:18.671
4 -	2:14.528 (2)	3.516	79.44	15:36:33.199
5 -	<b>2:11.012 (1)</b>		<b>81.58</b>	<b>15:38:44.211</b>

<b>P4 155 James EDWARDS</b>				
LAP	LAP TIME	DIFF	MPH	TIME OF DAY
1 -	2:22.709	7.454	74.89	15:29:40.088
2 -	2:17.043 (2)	1.788	77.99	15:31:57.131
3 -	2:17.617 (3)	2.362	77.66	15:34:14.748
4 -	2:18.377	3.122	77.23	15:36:33.125
5 -	<b>2:15.255 (1)</b>		<b>79.02</b>	<b>15:38:48.380</b>

<b>P5 96 Martin TURNER</b>				
LAP	LAP TIME	DIFF	MPH	TIME OF DAY
1 -	2:25.319	12.342	73.54	15:29:42.698
2 -	2:17.671 (2)	4.694	77.63	15:32:00.369
3 -	2:17.725 (3)	4.748	77.60	15:34:18.094
4 -	2:18.147	5.170	77.36	15:36:36.241
5 -	<b>2:12.977 (1)</b>		<b>80.37</b>	<b>15:38:49.218</b>

<b>P6 92 Ian NEWBY</b>				
LAP	LAP TIME	DIFF	MPH	TIME OF DAY
1 -	2:24.485	9.910	73.97	15:29:41.864
2 -	2:16.839 (2)	2.264	78.10	15:31:58.703
3 -	2:19.248	4.673	76.75	15:34:17.951
4 -	2:17.665 (3)	3.090	77.63	15:36:35.616
5 -	<b>2:14.575 (1)</b>		<b>79.42</b>	<b>15:38:50.191</b>

<b>P7 114 Dayne BLACKBURN</b>				
LAP	LAP TIME	DIFF	MPH	TIME OF DAY
1 -	2:25.312	11.905	73.55	15:29:42.691
2 -	2:16.532 (2)	3.125	78.28	15:31:59.223
3 -	2:18.056 (3)	4.649	77.41	15:34:17.279
4 -	2:19.598	6.191	76.56	15:36:36.877
5 -	<b>2:13.407 (1)</b>		<b>80.11</b>	<b>15:38:50.284</b>

DIFF = Difference To Personal Best Lap

<b>P8 8 Taryn SKINNER</b>				
LAP	LAP TIME	DIFF	MPH	TIME OF DAY
1 -	2:27.922	12.692	72.25	15:29:45.301
2 -	2:19.809 (3)	4.579	76.44	15:32:05.110
3 -	2:20.706	5.476	75.96	15:34:25.816
4 -	2:18.119 (2)	2.889	77.38	15:36:43.935
5 -	<b>2:15.230 (1)</b>		<b>79.03</b>	<b>15:38:59.165</b>

<b>P9 141 Ramone DURRANI</b>				
LAP	LAP TIME	DIFF	MPH	TIME OF DAY
1 -	2:35.799	11.526	68.60	15:29:53.178
2 -	2:25.046 (2)	0.773	73.68	15:32:18.224
3 -	2:26.195	1.922	73.10	15:34:44.419
4 -	2:26.176 (3)	1.903	73.11	15:37:10.595
5 -	<b>2:24.273 (1)</b>		<b>74.08</b>	<b>15:39:34.868</b>

<b>P10 33 Greg WRIGHT</b>				
LAP	LAP TIME	DIFF	MPH	TIME OF DAY
1 -	2:46.181	21.975	64.31	15:30:03.560
2 -	2:28.662	4.456	71.89	15:32:32.222
3 -	2:28.506 (3)	4.300	71.97	15:35:00.728
4 -	2:25.671 (2)	1.465	73.37	15:37:26.399
5 -	<b>2:24.206 (1)</b>		<b>74.11</b>	<b>15:39:50.605</b>

<b>P11 36 Andrew SCOTT</b>				
LAP	LAP TIME	DIFF	MPH	TIME OF DAY
1 -	2:44.563	20.159	64.94	15:30:01.942
2 -	2:30.524 (3)	6.120	71.00	15:32:32.466
3 -	2:30.530	6.126	71.00	15:35:02.996
4 -	2:28.935 (2)	4.531	71.76	15:37:31.931
5 -	<b>2:24.404 (1)</b>		<b>74.01</b>	<b>15:39:56.335</b>

<b>P12 68 Gary RODWELL</b>				
LAP	LAP TIME	DIFF	MPH	TIME OF DAY
1 -	2:43.586	20.144	65.33	15:30:00.965
2 -	2:32.877	9.435	69.91	15:32:33.842
3 -	2:30.641 (3)	7.199	70.95	15:35:04.483
4 -	2:28.513 (2)	5.071	71.96	15:37:32.996
5 -	<b>2:23.442 (1)</b>		<b>74.51</b>	<b>15:39:56.438</b>

<b>P13 118 Simon MORRISON</b>				
LAP	LAP TIME	DIFF	MPH	TIME OF DAY
1 -	2:43.893	17.238	65.21	15:30:01.272
2 -	2:34.296	7.641	69.26	15:32:35.568
3 -	2:29.399 (2)	2.744	71.54	15:35:04.967
4 -	2:29.581 (3)	2.926	71.45	15:37:34.548
5 -	<b>2:26.655 (1)</b>		<b>72.87</b>	<b>15:40:01.203</b>

Weather / Track : Cloudy / Wet

Results can be found at [www.tsl-timing.com](http://www.tsl-timing.com)

Snetterton 300  
Circuit Length = 2.9689 miles  
Start: 15:27 Flag 15:38 End: 15:40

Printed - 15:42 Sunday, 23 June 2013



# **MRO Minitwins inc Juniors & Rookies**

**Snetterton 300**

**21<sup>st</sup> – 23<sup>rd</sup> June 2013**



**Results Provided by Timing Solutions Ltd**  
[www.tsl-timing.com](http://www.tsl-timing.com)

# BMCRC-MRO Championships 2013 - Snetterton 300 Rnd 5

## MRO Minitwins inc Juniors & Rookies

### QUALIFYING 1 - CLASSIFICATION

POS	NO	CL	PIC NAME	ENTRY	TIME	ON	LAPS	GAP	DIFF	MPH
1	87		1 Simon SCHUG	Suzuki - MAK Fencing/More Moto	2:05.620	5	6			85.08
2	15	J	1 Adam CROSS	Suzuki - G C Haulage	2:07.957	5	6	2.337	2.337	83.52
3	41	J	2 Luke HARRIS	Suzuki - K H Brickwork/Steve Jordan	2:09.717	6	6	4.097	1.760	82.39
4	82		2 Matt HINNELLS	Suzuki -	2:10.021	6	6	4.401	0.304	82.20
5	40	R	1 Paul WILBY	Suzuki - Nutsmoto	2:10.725	6	6	5.105	0.704	81.76
6	98		3 Steve TOPPING	Suzuki - Nutsmoto	2:10.828	6	6	5.208	0.103	81.69
7	8		4 Gerrard SPEAR	Suzuki - Team V Speed	2:10.921	5	6	5.301	0.093	81.63
8	88		5 Joe BUXTON	Suzuki -	2:11.025	5	5	5.405	0.104	81.57
9	95	J	3 Grant ROBERTSON	Suzuki -	2:11.796	6	6	6.176	0.771	81.09
10	19		6 Kevin LILLEY	Suzuki - T.C. Repair & Supply	2:11.990	5	6	6.370	0.194	80.97
11	52		7 Paul JOHNSTON	Suzuki - Epayme	2:14.502	6	6	8.882	2.512	79.46
12	7		8 Mark HAZELGROVE	Suzuki - Lynx Networks	2:14.676	6	6	9.056	0.174	79.36
13	81		9 Malvern MAY	Suzuki -	2:15.259	3	4	9.639	0.583	79.01
14	12		10 Russell TAYLOR	Suzuki -	2:15.738	6	6	10.118	0.479	78.74
15	5	R	2 Barry MANTELL	Suzuki - Swedish Car Connection	2:16.198	3	4	10.578	0.460	78.47
16	33		11 Jack RUSSELL	Suzuki - Triple C Auto Body	2:16.736	5	6	11.116	0.538	78.16
17	51	R	3 Theo RUTTER	Suzuki -	2:17.792	5	5	12.172	1.056	77.56
18	3	J	4 Marcus NEWALL	Suzuki -	2:18.700	5	6	13.080	0.908	77.05
19	169		12 Rob MILES	Suzuki - Ilkeston Printers/ Jtek Instruments	2:19.756	5	5	14.136	1.056	76.47
20	27		13 Gabrielle BURNE	Suzuki - LS2 Helmets/Ravenol	2:21.166	5	5	15.546	1.410	75.71
21	50		14 Andrew LING	Suzuki -	2:21.917	3	4	16.297	0.751	75.31
22	77	R	4 David HOLMES	Suzuki - CFS Fabriccoat	2:26.422	5	5	20.802	4.505	72.99
23	39	R	5 Rob WILLIAMS	Suzuki -	2:29.157	5	5	23.537	2.735	71.65

Weather / Track : Cloudy / Dry

These results are provisional until the conclusion of any judicial and technical matters.

Snetterton 300

Circuit Length = 2.9689 miles

Start: 18:03 Flag 18:15 End: 18:18

Clerk Of Course :

Timekeeper :

Results can be found at [www.tsl-timing.com](http://www.tsl-timing.com)

Printed - 18:18 Friday, 21 June 2013



# BMCRC-MRO Championships 2013 - Snetterton 300 Rnd 5

## MRO Minitwins inc Juniors & Rookies

### QUALIFYING 1 - LAP ANALYSIS

DIFF = Difference To Personal Best Lap

<b>P1 87 Simon SCHUG</b>				
LAP	LAP TIME	DIFF	MPH	TIME OF DAY
1 -	2:10.998	5.378	81.58	18:05:47.844
2 -	2:06.928	1.308	84.20	18:07:54.772
3 -	2:05.987 (3)	0.367	84.83	18:10:00.759
4 -	2:05.887 (2)	0.267	84.90	18:12:06.646
5 -	<b>2:05.620 (1)</b>	<b>85.08</b>	<b>18:14:12.266</b>	
6 -	2:06.024	0.404	84.80	18:16:18.290

<b>P2 15 Adam CROSS</b>				
LAP	LAP TIME	DIFF	MPH	TIME OF DAY
1 -	2:59.483 P	51.526	59.54	18:06:47.245
2 -	2:15.201	7.244	79.05	18:09:02.446
3 -	2:09.885 (3)	1.928	82.28	18:11:12.331
4 -	2:10.611	2.654	81.83	18:13:22.942
5 -	<b>2:07.957 (1)</b>	<b>83.52</b>	<b>18:15:30.899</b>	
6 -	2:08.358 (2)	0.401	83.26	18:17:39.257

<b>P3 41 Luke HARRIS</b>				
LAP	LAP TIME	DIFF	MPH	TIME OF DAY
1 -	2:20.995	11.278	75.80	18:06:09.311
2 -	2:13.362	3.645	80.14	18:08:22.673
3 -	2:11.542	1.825	81.25	18:10:34.215
4 -	2:11.175 (2)	1.458	81.47	18:12:45.390
5 -	2:11.189 (3)	1.472	81.47	18:14:56.579
6 -	<b>2:09.717 (1)</b>	<b>82.39</b>	<b>18:17:06.296</b>	

<b>P4 82 Matt HINNELLS</b>				
LAP	LAP TIME	DIFF	MPH	TIME OF DAY
1 -	2:19.435	9.414	76.65	18:06:06.808
2 -	2:13.042	3.021	80.33	18:08:19.850
3 -	2:11.344 (3)	1.323	81.37	18:10:31.194
4 -	2:10.975 (2)	0.954	81.60	18:12:42.169
5 -	2:11.580	1.559	81.22	18:14:53.749
6 -	<b>2:10.021 (1)</b>	<b>82.20</b>	<b>18:17:03.770</b>	

<b>P5 40 Paul WILBY</b>				
LAP	LAP TIME	DIFF	MPH	TIME OF DAY
1 -	2:27.614	16.889	72.40	18:06:28.231
2 -	2:14.425	3.700	79.50	18:08:42.656
3 -	2:11.850 (2)	1.125	81.06	18:10:54.506
4 -	2:13.405	2.680	80.11	18:13:07.911
5 -	2:12.756 (3)	2.031	80.50	18:15:20.667
6 -	<b>2:10.725 (1)</b>	<b>81.76</b>	<b>18:17:31.392</b>	

<b>P6 98 Steve TOPPING</b>				
LAP	LAP TIME	DIFF	MPH	TIME OF DAY
1 -	2:21.409	10.581	75.58	18:06:04.810
2 -	2:12.514	1.686	80.65	18:08:17.324
3 -	2:12.863	2.035	80.44	18:10:30.187
4 -	2:11.703 (3)	0.875	81.15	18:12:41.890
5 -	2:10.886 (2)	0.058	81.65	18:14:52.776
6 -	<b>2:10.828 (1)</b>	<b>81.69</b>	<b>18:17:03.604</b>	

<b>P7 8 Gerrard SPEAR</b>				
LAP	LAP TIME	DIFF	MPH	TIME OF DAY
1 -	2:20.109	9.188	76.28	18:06:04.516
2 -	2:12.928	2.007	80.40	18:08:17.444

DIFF = Difference To Personal Best Lap

3 -	2:13.377	2.456	80.13	18:10:30.821
4 -	2:11.154 (3)	0.233	81.49	18:12:41.975
5 -	<b>2:10.921 (1)</b>	<b>81.63</b>	<b>18:14:52.896</b>	
6 -	2:10.988 (2)	0.067	81.59	18:17:03.884

<b>P8 88 Joe BUXTON</b>				
LAP	LAP TIME	DIFF	MPH	TIME OF DAY
1 -	2:16.918	5.893	78.06	18:05:54.822
2 -	2:13.932 (2)	2.907	79.80	18:08:08.754
3 -	3:16.916 P	1:05.891	54.27	18:11:25.670
4 -	2:14.441	3.416	79.50	18:13:40.111
5 -	<b>2:11.025 (1)</b>	<b>81.57</b>	<b>18:15:51.136</b>	

<b>P9 95 Grant ROBERTSON</b>				
LAP	LAP TIME	DIFF	MPH	TIME OF DAY
1 -	2:18.543	6.747	77.14	18:05:55.002
2 -	2:14.214	2.418	79.63	18:08:09.216
3 -	2:13.428	1.632	80.10	18:10:22.644
4 -	2:12.771 (3)	0.975	80.50	18:12:35.415
5 -	2:12.529 (2)	0.733	80.64	18:14:47.944
6 -	<b>2:11.796 (1)</b>	<b>81.09</b>	<b>18:16:59.740</b>	

<b>P10 19 Kevin LILLEY</b>				
LAP	LAP TIME	DIFF	MPH	TIME OF DAY
1 -	2:22.474	10.484	75.01	18:06:06.423
2 -	2:15.852	3.862	78.67	18:08:22.275
3 -	2:12.867	0.877	80.44	18:10:35.142
4 -	2:12.836 (3)	0.846	80.46	18:12:47.978
5 -	<b>2:11.990 (1)</b>	<b>80.97</b>	<b>18:14:59.968</b>	
6 -	2:12.716 (2)	0.726	80.53	18:17:12.684

<b>P11 52 Paul JOHNSTON</b>				
LAP	LAP TIME	DIFF	MPH	TIME OF DAY
1 -	2:23.645	9.143	74.40	18:06:14.218
2 -	2:16.954	2.452	78.04	18:08:31.172
3 -	2:18.467	3.965	77.18	18:10:49.639
4 -	2:16.650 (3)	2.148	78.21	18:13:06.289
5 -	2:14.995 (2)	0.493	79.17	18:15:21.284
6 -	<b>2:14.502 (1)</b>	<b>79.46</b>	<b>18:17:35.786</b>	

<b>P12 7 Mark HAZELGROVE</b>				
LAP	LAP TIME	DIFF	MPH	TIME OF DAY
1 -	2:22.770	8.094	74.86	18:06:16.357
2 -	2:16.910	2.234	78.06	18:08:33.267
3 -	2:17.097	2.421	77.95	18:10:50.364
4 -	2:15.275 (3)	0.599	79.01	18:13:05.639
5 -	2:15.107 (2)	0.431	79.10	18:15:20.746
6 -	<b>2:14.676 (1)</b>	<b>79.36</b>	<b>18:17:35.422</b>	

<b>P13 81 Malvern MAY</b>				
LAP	LAP TIME	DIFF	MPH	TIME OF DAY
1 -	2:32.820	17.561	69.93	18:09:09.054
2 -	2:16.072 (2)	0.813	78.54	18:11:25.126
3 -	<b>2:15.259 (1)</b>	<b>79.01</b>	<b>18:13:40.385</b>	
4 -	2:16.887 (3)	1.628	78.07	18:15:57.272

Weather / Track : Cloudy / Dry

Snetterton 300  
Circuit Length = 2.9689 miles  
Start: 18:03 Flag 18:15 End: 18:18

# BMCRC-MRO Championships 2013 - Snetterton 300 Rnd 5

## MRO Minitwins inc Juniors & Rookies

### QUALIFYING 1 - LAP ANALYSIS

DIFF = Difference To Personal Best Lap

<b>P14 12 Russell TAYLOR</b>				
LAP	LAP TIME	DIFF	MPH	TIME OF DAY
1 -	2:26.591	10.853	72.91	18:06:11.918
2 -	2:17.505 (3)	1.767	77.72	18:08:29.423
3 -	2:20.101	4.363	76.28	18:10:49.524
4 -	2:18.300	2.562	77.28	18:13:07.824
5 -	2:16.786 (2)	1.048	78.13	18:15:24.610
6 -	<b>2:15.738 (1)</b>		<b>78.74</b>	<b>18:17:40.348</b>

<b>P15 5 Barry MANTELL</b>				
LAP	LAP TIME	DIFF	MPH	TIME OF DAY
1 -	2:30.097	13.899	71.20	18:10:08.649
2 -	2:17.455 (3)	1.257	77.75	18:12:26.104
3 -	<b>2:16.198 (1)</b>		<b>78.47</b>	<b>18:14:42.302</b>
4 -	2:16.493 (2)	0.295	78.30	18:16:58.795

<b>P16 33 Jack RUSSELL</b>				
LAP	LAP TIME	DIFF	MPH	TIME OF DAY
1 -	2:30.841	14.105	70.85	18:06:10.205
2 -	2:19.181	2.445	76.79	18:08:29.386
3 -	2:20.853	4.117	75.88	18:10:50.239
4 -	2:18.354 (3)	1.618	77.25	18:13:08.593
5 -	<b>2:16.736 (1)</b>		<b>78.16</b>	<b>18:15:25.329</b>
6 -	2:17.736 (2)	1.000	77.59	18:17:43.065

<b>P17 51 Theo RUTTER</b>				
LAP	LAP TIME	DIFF	MPH	TIME OF DAY
1 -	2:45.704	27.912	64.50	18:06:26.804
2 -	2:22.109	4.317	75.21	18:08:48.913
3 -	2:19.000 (3)	1.208	76.89	18:11:07.913
4 -	2:18.672 (2)	0.880	77.07	18:13:26.585
5 -	<b>2:17.792 (1)</b>		<b>77.56</b>	<b>18:15:44.377</b>

<b>P18 3 Marcus NEWALL</b>				
LAP	LAP TIME	DIFF	MPH	TIME OF DAY
1 -	2:30.028	11.328	71.24	18:06:05.396
2 -	2:23.657	4.957	74.40	18:08:29.053
3 -	2:21.481	2.781	75.54	18:10:50.534
4 -	2:19.070 (2)	0.370	76.85	18:13:09.604
5 -	<b>2:18.700 (1)</b>		<b>77.05</b>	<b>18:15:28.304</b>
6 -	2:19.274 (3)	0.574	76.74	18:17:47.578

<b>P19 169 Rob MILES</b>				
LAP	LAP TIME	DIFF	MPH	TIME OF DAY
1 -	2:31.145	11.389	70.71	18:06:20.806
2 -	2:22.185	2.429	75.17	18:08:42.991
3 -	2:20.271 (2)	0.515	76.19	18:11:03.262
4 -	2:21.091 (3)	1.335	75.75	18:13:24.353
5 -	<b>2:19.756 (1)</b>		<b>76.47</b>	<b>18:15:44.109</b>

<b>P20 27 Gabrielle BURNE</b>				
LAP	LAP TIME	DIFF	MPH	TIME OF DAY
1 -	2:33.993	12.827	69.40	18:06:23.971
2 -	2:25.691	4.525	73.36	18:08:49.662
3 -	2:23.027 (3)	1.861	74.72	18:11:12.689
4 -	2:22.926 (2)	1.760	74.78	18:13:35.615
5 -	<b>2:21.166 (1)</b>		<b>75.71</b>	<b>18:15:56.781</b>

DIFF = Difference To Personal Best Lap

<b>P21 50 Andrew LING</b>				
LAP	LAP TIME	DIFF	MPH	TIME OF DAY
1 -	2:29.929	8.012	71.28	18:06:11.998
2 -	2:23.300 (3)	1.383	74.58	18:08:35.298
3 -	<b>2:21.917 (1)</b>		<b>75.31</b>	<b>18:10:57.215</b>
4 -	2:23.202 (2)	1.285	74.63	18:13:20.417

<b>P22 77 David HOLMES</b>				
LAP	LAP TIME	DIFF	MPH	TIME OF DAY
1 -	2:32.868	6.446	69.91	18:06:15.962
2 -	2:27.979	1.557	72.22	18:08:43.941
3 -	2:26.996 (2)	0.574	72.71	18:11:10.937
4 -	2:27.333 (3)	0.911	72.54	18:13:38.270
5 -	<b>2:26.422 (1)</b>		<b>72.99</b>	<b>18:16:04.692</b>

<b>P23 39 Rob WILLIAMS</b>				
LAP	LAP TIME	DIFF	MPH	TIME OF DAY
1 -	2:51.757	22.600	62.22	18:06:44.015
2 -	2:36.069	6.912	68.48	18:09:20.084
3 -	2:33.427 (3)	4.270	69.66	18:11:53.511
4 -	2:30.187 (2)	1.030	71.16	18:14:23.698
5 -	<b>2:29.157 (1)</b>		<b>71.65</b>	<b>18:16:52.855</b>

Weather / Track : Cloudy / Dry

# BMCRC-MRO Championships 2013 - Snetterton 300 Rnd 5

## MRO Minitwins inc Juniors & Rookies

### QUALIFYING 2 - CLASSIFICATION

POS	NO	CL	PIC NAME	ENTRY	TIME	ON	LAPS	GAP	DIFF	MPH
1	121	R	1 Roger MARSH	Suzuki -	2:25.398	6	6			73.50
2	56	R	2 Max NORFOLK	Suzuki - X Racing	2:28.048	6	6	2.650	2.650	72.19
3	30	R	3 Richard GOODE	Suzuki - Worcester Petroleum	2:32.143	6	6	6.745	4.095	70.25
4	28	R	4 Dominic VEASEY	Suzuki -	2:34.436	6	6	9.038	2.293	69.20
5	73	R	5 Vince LEWIN	Suzuki -	2:37.322	3	4	11.924	2.886	67.93
6	92	R	6 Matt LAST	Suzuki - Beck & Pollitzer	2:44.342	5	5	18.944	7.020	65.03
7	112		1 James NAGY	Suzuki -	2:44.556	6	6	19.158	0.214	64.95
8	78	R	7 Neil ROWE	Suzuki - C&C South West			0			

GRIDS TO BE BASED ON ALTERNATE POSITIONS FROM EACH QUALIFYING AS PER FINAL INSTRUCTIONS

Weather / Track : Cloudy / Wet

These results are provisional until the conclusion of any judicial and technical matters.

Snetterton 300

Circuit Length = 2.9689 miles

Start: 10:35 Flag 10:50 End: 10:52

Clerk Of Course :

Timekeeper :

Results can be found at [www.tsl-timing.com](http://www.tsl-timing.com)

Printed - 10:59 Saturday, 22 June 2013



# BMCRC-MRO Championships 2013 - Snetterton 300 Rnd 5

## MRO Minitwinsinc Juniors & Rookies

### QUALIFYING 2 - LAP ANALYSIS

DIFF = Difference To Personal Best Lap

<b>P1 121 Roger MARSH</b>				
LAP	LAP TIME	DIFF	MPH	TIME OF DAY
1 -	2:44.842	19.444	64.83	10:38:28.280
2 -	2:32.919	7.521	69.89	10:41:01.199
3 -	2:29.937	4.539	71.28	10:43:31.136
4 -	2:29.029 (2)	3.631	71.71	10:46:00.165
5 -	2:29.083 (3)	3.685	71.69	10:48:29.248
6 -	<b>2:25.398 (1)</b>		<b>73.50</b>	<b>10:50:54.646</b>

<b>P2 56 Max NORFOLK</b>				
LAP	LAP TIME	DIFF	MPH	TIME OF DAY
1 -	2:40.897	12.849	66.42	10:38:23.053
2 -	2:33.332	5.284	69.70	10:40:56.385
3 -	2:30.977	2.929	70.79	10:43:27.362
4 -	2:30.146 (3)	2.098	71.18	10:45:57.508
5 -	2:28.841 (2)	0.793	71.80	10:48:26.349
6 -	<b>2:28.048 (1)</b>		<b>72.19</b>	<b>10:50:54.397</b>

<b>P3 30 Richard GOODE</b>				
LAP	LAP TIME	DIFF	MPH	TIME OF DAY
1 -	3:03.965	31.822	58.09	10:38:52.150
2 -	2:40.799	8.656	66.46	10:41:32.949
3 -	2:39.988	7.845	66.80	10:44:12.937
4 -	2:38.255 (3)	6.112	67.53	10:46:51.192
5 -	2:35.577 (2)	3.434	68.69	10:49:26.769
6 -	<b>2:32.143 (1)</b>		<b>70.25</b>	<b>10:51:58.912</b>

<b>P4 28 Dominic VEASEY</b>				
LAP	LAP TIME	DIFF	MPH	TIME OF DAY
1 -	2:53.122	18.686	61.73	10:38:34.985
2 -	2:42.074	7.638	65.94	10:41:17.059
3 -	2:40.436	6.000	66.61	10:43:57.495
4 -	2:39.011 (3)	4.575	67.21	10:46:36.506
5 -	2:35.489 (2)	1.053	68.73	10:49:11.995
6 -	<b>2:34.436 (1)</b>		<b>69.20</b>	<b>10:51:46.431</b>

<b>P5 73 Vince LEWIN</b>				
LAP	LAP TIME	DIFF	MPH	TIME OF DAY
1 -	2:52.535	15.213	61.94	10:38:37.245
2 -	2:40.969 (3)	3.647	66.39	10:41:18.214
3 -	<b>2:37.322 (1)</b>		<b>67.93</b>	<b>10:43:55.536</b>
4 -	2:37.914 (2)	0.592	67.68	10:46:33.450

<b>P6 92 Matt LAST</b>				
LAP	LAP TIME	DIFF	MPH	TIME OF DAY
1 -	2:58.564 (3)	14.222	59.85	10:38:47.482
2 -	5:06.576 P	2:22.234	34.86	10:43:54.058
3 -	2:52.509	8.167	61.95	10:46:46.567
4 -	2:50.072 (2)	5.730	62.84	10:49:36.639
5 -	<b>2:44.342 (1)</b>		<b>65.03</b>	<b>10:52:20.981</b>

<b>P7 112 James NAGY</b>				
LAP	LAP TIME	DIFF	MPH	TIME OF DAY
1 -	3:01.289	16.733	58.95	10:38:49.249
2 -	2:50.144	5.588	62.81	10:41:39.393
3 -	2:45.658 (3)	1.102	64.51	10:44:25.051
4 -	2:48.419	3.863	63.46	10:47:13.470
5 -	2:44.762 (2)	0.206	64.86	10:49:58.232

DIFF = Difference To Personal Best Lap

6 - **2:44.556 (1)** **64.95** **10:52:42.788**

Weather / Track : Cloudy / Wet

Results can be found at [www.tsl-timing.com](http://www.tsl-timing.com)


Snetterton 300  
Circuit Length = 2.9689 miles  
Start: 10:35 Flag 10:50 End: 10:52

Printed - 11:02 Saturday, 22 June 2013

# BMCRC-MRO Championships 2013 - Snetterton 300 Rnd 5

## MRO Minitwins inc Juniors & Rookies

### RACE 10 - GRID

ROW 8	32   39 Rob WILLIAMS	31   77 David HOLMES	30   50 Andrew LING	29   27 Gabrielle BURNE
ROW 7	28   169 Rob MILES	27   3 Marcus NEWALL	26   51 Theo RUTTER	25   33 Jack RUSSELL
ROW 6	24   5 Barry MANTELL	23   12 Russell TAYLOR	22   81 Malvern MAY	21   7 Mark HAZELGROVE
ROW 5	20   52 Paul JOHNSTON	19   19 Kevin LILLEY	18   95 Grant ROBERTSON	17   78 Neil ROWE
ROW 4	16   20 Jose TOUCEDA	15   88 Joe BUXTON	14   112 James NAGY	13   8 Gerrard SPEAR
ROW 3	12   92 Matt LAST	11   98 Steve TOPPING	10   73 Vince LEWIN	9   40 Paul WILBY
ROW 2	8   28 Dominic VEASEY	7   82 Matt HINNELLS	6   30 Richard GOODE	5   41 Luke HARRIS
ROW 1	4   56 Max NORFOLK	3   15 Adam CROSS	2   121 Roger MARSH	1   87 Simon SCHUG
	<b>Pole</b>			
				

Snetterton 300  
Circuit Length = 2.9689 miles

**These results are provisional until the conclusion of any judicial and technical matters.**

Clerk Of Course :		Timekeeper :
-------------------	--	--------------

Results can be found at [www.tsl-timing.com](http://www.tsl-timing.com)

Printed - 11:29 Saturday, 22 June 2013





# BMCRC-MRO Championships 2013 - Snetterton 300 Rnd 5

## MRO Minitwins inc Juniors & Rookies

### RACE 10 - CLASSIFICATION

POS	NO	CL	PIC NAME	ENTRY	LAPS	TIME	GAP	DIFF	MPH	BEST	ON
1	82		1 Matt HINNELLS	Suzuki -	5	11:33.946			77.00	2:15.099	5
2	88		2 Joe BUXTON	Suzuki -	5	11:34.613	0.667	0.667	76.93	2:15.923	5
3	95	J	1 Grant ROBERTSON	Suzuki -	5	11:38.364	4.418	3.751	76.52	2:16.993	3
4	15	J	2 Adam CROSS	Suzuki - G C Haulage	5	11:39.831	5.885	1.467	76.36	2:17.812	4
5	87		3 Simon SCHUG	Suzuki - MAK Fencing/More Moto	5	11:43.718	9.772	3.887	75.94	2:18.127	4
6	121	R	1 Roger MARSH	Suzuki -	5	11:51.775	17.829	8.057	75.08	2:20.321	3
7	8		4 Gerrard SPEAR	Suzuki - Team V Speed	5	11:59.726	25.780	7.951	74.25	2:21.565	3
8	56	R	2 Max NORFOLK	Suzuki - X Racing	5	11:59.986	26.040	0.260	74.22	2:22.532	5
9	52		5 Paul JOHNSTON	Suzuki - Epayme	5	12:06.944	32.998	6.958	73.51	2:23.523	3
10	19		6 Kevin LILLEY	Suzuki - T.C. Repair & Supply	5	12:07.032	33.086	0.088	73.50	2:22.786	4
11	40	R	3 Paul WILBY	Suzuki - Nutsmoto	5	12:08.212	34.266	1.180	73.38	2:23.636	4
12	7		7 Mark HAZELGROVE	Suzuki - Lynx Networks	5	12:13.736	39.790	5.524	72.83	2:24.595	4
13	5	R	4 Barry MANTELL	Suzuki - Swedish Car Connection	5	12:15.990	42.044	2.254	72.61	2:23.467	2
14	27		8 Gabrielle BURNE	Suzuki - LS2 Helmets/Ravenol	5	12:18.041	44.095	2.051	72.40	2:24.098	3
15	112		9 James NAGY	Suzuki -	5	12:18.217	44.271	0.176	72.39	2:25.683	2
16	33		10 Jack RUSSELL	Suzuki - Triple C Auto Body	5	12:19.005	45.059	0.788	72.31	2:23.613	5
17	28	R	5 Dominic VEASEY	Suzuki -	5	12:29.551	55.605	10.546	71.29	2:24.556	2
18	73	R	6 Vince LEWIN	Suzuki -	5	12:36.952	1:03.006	7.401	70.59	2:26.770	3
19	169		11 Rob MILES	Suzuki - Ilkeston Printers/ Jtek Instruments	5	12:37.616	1:03.670	0.664	70.53	2:28.148	4
20	12		12 Russell TAYLOR	Suzuki -	5	12:37.961	1:04.015	0.345	70.50	2:26.631	3
21	92	R/J	7 Matt LAST	Suzuki - Beck & Pollitzer	5	12:39.690	1:05.744	1.729	70.34	2:30.019	5
22	77	R	8 David HOLMES	Suzuki - CFS Fabricoat	5	13:04.003	1:30.057	24.313	68.16	2:33.524	2
23	81		13 Malvern MAY	Suzuki -	5	13:45.917	2:11.971	41.914	64.70	2:27.094	4
24	39	R	9 Rob WILLIAMS	Suzuki -	5	14:20.442	2:46.496	34.525	62.10	2:44.069	4
25	20	R	10 Jose TOUCEDA	Suzuki - Cell2	5	14:23.620	2:49.674	3.178	61.87	2:36.831	2

#### NOT CLASSIFIED

DNF	41	J	Luke HARRIS	Suzuki - K H Brickwork/Steve Jordan	4	9:28.116	1 Lap	1 Lap	75.25	2:19.223	4
DNF	51	R	Theo RUTTER	Suzuki -	3	7:16.335	2 Laps	1 Lap	73.48	2:21.984	3
DNF	98		Steve TOPPING	Suzuki - Nutsmoto	1	2:27.370	4 Laps	2 Laps	72.52	2:27.370	1
DNF	3	J	Marcus NEWALL	Suzuki -	0						
DNF	50		Andrew LING	Suzuki -	0						
DNF	43		Julian ENTICKNAP	Suzuki - Assesstech	0						
DNF	30	R	Richard GOODE	Suzuki - Worcester Petroleum	0						

#### FASTEST LAP

82			Matt HINNELLS	Suzuki -	5	2:15.099	79.11 mph	127.31 kph
95	J		Grant ROBERTSON	Suzuki -	3	2:16.993	78.01 mph	125.55 kph
121	R		Roger MARSH	Suzuki -	3	2:20.321	76.16 mph	122.58 kph

Snetterton 300

Circuit Length = 2.9689 miles

Start: 15:14 Flag 15:25 End: 15:28

Weather / Track : Cloudy / Damp

These results are provisional until the conclusion of any judicial and technical matters.

Clerk Of Course :	Timekeeper :
-------------------	--------------

Results can be found at [www.tsl-timing.com](http://www.tsl-timing.com)

Printed - 15:29 Saturday, 22 June 2013



# BMCRC-MRO Championships 2013 - Snetterton 300 Rnd 5

## MRO Minitwins inc Juniors & Rookies

### RACE 10 - LAP CHART

LAP 1		
NO	BEHIND	LAP TIME

87		2:22.677
15	0.783	2:23.460
88	2.125	2:24.802
121	2.837	2:25.514
82	3.308	2:25.985
41	3.416	2:26.093
95	4.031	2:26.708
98	4.693	2:27.370
112	5.865	2:28.542
56	6.106	2:28.783
8	6.121	2:28.798
52	6.883	2:29.560
7	7.546	2:30.223
40	7.974	2:30.651
5	8.385	2:31.062
51	8.727	2:31.404
19	9.525	2:32.202
28	10.716	2:33.393
92	13.137	2:35.814
27	13.778	2:36.455
12	13.822	2:36.499
33	16.434	2:39.111
169	16.898	2:39.575
73	22.947	2:45.624
77	23.531	2:46.208
20	29.451	2:52.128
39	38.890	3:01.567
81	1:26.443	3:49.120

LAP 3		
NO	BEHIND	LAP TIME

88		2:18.435
82	1.452	2:17.254
15	1.666	2:19.185
95	1.945	2:16.993
87	2.349	2:19.754
121	6.226	2:20.321
41	7.947	2:19.336
8	12.668	2:21.565
56	13.961	2:22.623
51	15.389	2:21.984
52	16.821	2:23.523
19	19.037	2:24.029
40	19.200	2:25.373
112	19.418	2:26.139
7	19.768	2:24.681
5	20.675	2:27.092
28	23.975	2:26.972
27	25.291	2:24.098
33	28.398	2:24.663
12	29.239	2:26.631
92	36.163	2:30.957
169	38.257	2:29.742
73	39.072	2:26.770
77	52.882	2:34.096
20	1:07.562	2:39.549
39	1:30.334	2:44.793
81	1:46.573	2:29.148

95	4.418	2:17.904
15	5.885	2:19.407
87	9.772	2:22.296
121	17.829	2:23.870
8	25.780	2:22.888
56	26.040	2:22.532
52	32.998	2:25.422
19	33.086	2:24.263
40	34.266	2:24.430
7	39.790	2:28.427
5	42.044	2:27.585
27	44.095	2:26.286
112	44.271	2:29.588
33	45.059	2:23.613
28	55.605	2:33.810
73	1:03.006	2:28.499
169	1:03.670	2:30.265
12	1:04.015	2:36.403
92	1:05.744	2:30.019
77	1:30.057	2:34.825
81	2:11.971	2:31.304
39	2:46.496	3:05.093
20	2:49.674	3:34.890

LAP 2		
NO	BEHIND	LAP TIME

88		2:17.709
15	0.916	2:19.967
87	1.030	2:20.864
82	2.633	2:19.159
95	3.387	2:19.190
121	4.340	2:21.337
41	7.046	2:23.464
8	9.538	2:23.251
56	9.773	2:23.501
112	11.714	2:25.683
52	11.733	2:24.684
51	11.840	2:22.947
5	12.018	2:23.467
40	12.262	2:24.122
19	13.443	2:23.752
7	13.522	2:25.810
28	15.438	2:24.556
27	19.628	2:25.684
12	21.043	2:27.055
33	22.170	2:25.570
92	23.641	2:30.338
169	26.950	2:29.886
73	30.737	2:27.624
77	37.221	2:33.524
20	46.448	2:36.831
39	1:03.976	2:44.920
81	1:35.860	2:29.251

LAP 4		
NO	BEHIND	LAP TIME

88		2:17.744
82	0.157	2:16.449
15	1.734	2:17.812
95	1.770	2:17.569
87	2.732	2:18.127
121	9.215	2:20.733
41	9.426	2:19.223
8	18.148	2:23.224
56	18.764	2:22.547
52	22.832	2:23.755
19	24.079	2:22.786
40	25.092	2:23.636
7	26.619	2:24.595
5	29.715	2:26.784
112	29.939	2:28.265
27	33.065	2:25.518
33	36.702	2:26.048
28	37.051	2:30.820
12	42.868	2:31.373
169	48.661	2:28.148
73	49.763	2:28.435
92	50.981	2:32.562
77	1:10.488	2:35.350
20	1:30.040	2:40.222
81	1:55.923	2:27.094
39	1:56.659	2:44.069

LAP 5		
NO	BEHIND	LAP TIME

82		2:15.099
88	0.667	2:15.923

Weather / Track : Cloudy / Damp

Results can be found at [www.tsl-timing.com](http://www.tsl-timing.com)

Snetterton 300

Circuit Length = 2.9689 miles

Start: 15:14 Flag 15:25 End: 15:28

Printed - 15:31 Saturday, 22 June 2013

# BMCRC-MRO Championships 2013 - Snetterton 300 Rnd 5

## MRO Minitwins inc Juniors & Rookies

### RACE 10 - LAP ANALYSIS

DIFF = Difference To Personal Best Lap

<b>P1 82 Matt HINNELLS</b>				
LAP	LAP TIME	DIFF	MPH	TIME OF DAY
1 -	2:25.985	10.886	73.21	15:16:38.394
2 -	2:19.159	4.060	76.80	15:18:57.553
3 -	2:17.254 (3)	2.155	77.87	15:21:14.807
4 -	2:16.449 (2)	1.350	78.33	15:23:31.256
5 -	<b>2:15.099 (1)</b>		<b>79.11</b>	<b>15:25:46.355</b>

<b>P2 88 Joe BUXTON</b>				
LAP	LAP TIME	DIFF	MPH	TIME OF DAY
1 -	2:24.802	8.879	73.81	15:16:37.211
2 -	2:17.709 (2)	1.786	77.61	15:18:54.920
3 -	2:18.435	2.512	77.20	15:21:13.355
4 -	2:17.744 (3)	1.821	77.59	15:23:31.099
5 -	<b>2:15.923 (1)</b>		<b>78.63</b>	<b>15:25:47.022</b>

<b>P3 95 Grant ROBERTSON</b>				
LAP	LAP TIME	DIFF	MPH	TIME OF DAY
1 -	2:26.708	9.715	72.85	15:16:39.117
2 -	2:19.190	2.197	76.78	15:18:58.307
3 -	<b>2:16.993 (1)</b>		<b>78.01</b>	<b>15:21:15.300</b>
4 -	2:17.569 (2)	0.576	77.69	15:23:32.869
5 -	2:17.904 (3)	0.911	77.50	15:25:50.773

<b>P4 15 Adam CROSS</b>				
LAP	LAP TIME	DIFF	MPH	TIME OF DAY
1 -	2:23.460	5.648	74.50	15:16:35.869
2 -	2:19.967	2.155	76.36	15:18:55.836
3 -	2:19.185 (2)	1.373	76.79	15:21:15.021
4 -	<b>2:17.812 (1)</b>		<b>77.55</b>	<b>15:23:32.833</b>
5 -	2:19.407 (3)	1.595	76.66	15:25:52.240

<b>P5 87 Simon SCHUG</b>				
LAP	LAP TIME	DIFF	MPH	TIME OF DAY
1 -	2:22.677	4.550	74.91	15:16:35.086
2 -	2:20.864 (3)	2.737	75.87	15:18:55.950
3 -	2:19.754 (2)	1.627	76.47	15:21:15.704
4 -	<b>2:18.127 (1)</b>		<b>77.37</b>	<b>15:23:33.831</b>
5 -	2:22.296	4.169	75.11	15:25:56.127

<b>P6 121 Roger MARSH</b>				
LAP	LAP TIME	DIFF	MPH	TIME OF DAY
1 -	2:25.514	5.193	73.45	15:16:37.923
2 -	2:21.337 (3)	1.016	75.62	15:18:59.260
3 -	<b>2:20.321 (1)</b>		<b>76.16</b>	<b>15:21:19.581</b>
4 -	2:20.733 (2)	0.412	75.94	15:23:40.314
5 -	2:23.870	3.549	74.28	15:26:04.184

<b>P7 8 Gerrard SPEAR</b>				
LAP	LAP TIME	DIFF	MPH	TIME OF DAY
1 -	2:28.798	7.233	71.82	15:16:41.207
2 -	2:23.251	1.686	74.61	15:19:04.458
3 -	<b>2:21.565 (1)</b>		<b>75.49</b>	<b>15:21:26.023</b>
4 -	2:23.224 (3)	1.659	74.62	15:23:49.247
5 -	2:22.888 (2)	1.323	74.80	15:26:12.135

DIFF = Difference To Personal Best Lap

<b>P8 56 Max NORFOLK</b>				
LAP	LAP TIME	DIFF	MPH	TIME OF DAY
1 -	2:28.783	6.251	71.83	15:16:41.192
2 -	2:23.501	0.969	74.48	15:19:04.693
3 -	2:22.623 (3)	0.091	74.93	15:21:27.316
4 -	2:22.547 (2)	0.015	74.97	15:23:49.863
5 -	<b>2:22.532 (1)</b>		<b>74.98</b>	<b>15:26:12.395</b>

<b>P9 52 Paul JOHNSTON</b>				
LAP	LAP TIME	DIFF	MPH	TIME OF DAY
1 -	2:29.560	6.037	71.46	15:16:41.969
2 -	2:24.684 (3)	1.161	73.87	15:19:06.653
3 -	<b>2:23.523 (1)</b>		<b>74.46</b>	<b>15:21:30.176</b>
4 -	2:23.755 (2)	0.232	74.34	15:23:53.931
5 -	2:25.422	1.899	73.49	15:26:19.353

<b>P10 19 Kevin LILLEY</b>				
LAP	LAP TIME	DIFF	MPH	TIME OF DAY
1 -	2:32.202	9.416	70.22	15:16:44.611
2 -	2:23.752 (2)	0.966	74.35	15:19:08.363
3 -	2:24.029 (3)	1.243	74.20	15:21:32.392
4 -	<b>2:22.786 (1)</b>		<b>74.85</b>	<b>15:23:55.178</b>
5 -	2:24.263	1.477	74.08	15:26:19.441

<b>P11 40 Paul WILBY</b>				
LAP	LAP TIME	DIFF	MPH	TIME OF DAY
1 -	2:30.651	7.015	70.94	15:16:43.060
2 -	2:24.122 (2)	0.486	74.15	15:19:07.182
3 -	2:25.373	1.737	73.52	15:21:32.555
4 -	<b>2:23.636 (1)</b>		<b>74.41</b>	<b>15:23:56.191</b>
5 -	2:24.430 (3)	0.794	74.00	15:26:20.621

<b>P12 7 Mark HAZELGROVE</b>				
LAP	LAP TIME	DIFF	MPH	TIME OF DAY
1 -	2:30.223	5.628	71.14	15:16:42.632
2 -	2:25.810 (3)	1.215	73.30	15:19:08.442
3 -	2:24.681 (2)	0.086	73.87	15:21:33.123
4 -	<b>2:24.595 (1)</b>		<b>73.91</b>	<b>15:23:57.718</b>
5 -	2:28.427	3.832	72.00	15:26:26.145

<b>P13 5 Barry MANTELL</b>				
LAP	LAP TIME	DIFF	MPH	TIME OF DAY
1 -	2:31.062	7.595	70.75	15:16:43.471
2 -	<b>2:23.467 (1)</b>		<b>74.49</b>	<b>15:19:06.938</b>
3 -	2:27.092 (3)	3.625	72.66	15:21:34.030
4 -	2:26.784 (2)	3.317	72.81	15:24:00.814
5 -	2:27.585	4.118	72.41	15:26:28.399

<b>P14 27 Gabrielle BURNE</b>				
LAP	LAP TIME	DIFF	MPH	TIME OF DAY
1 -	2:36.455	12.357	68.31	15:16:48.864
2 -	2:25.684 (3)	1.586	73.36	15:19:14.548
3 -	<b>2:24.098 (1)</b>		<b>74.17</b>	<b>15:21:38.646</b>
4 -	2:25.518 (2)	1.420	73.44	15:24:04.164
5 -	2:26.286	2.188	73.06	15:26:30.450

Weather / Track : Cloudy / Damp

Snetterton 300  
Circuit Length = 2.9689 miles  
Start: 15:14 Flag 15:25 End: 15:28

# BMCRC-MRO Championships 2013 - Snetterton 300 Rnd 5

## MRO Minitwins inc Juniors & Rookies

### RACE 10 - LAP ANALYSIS

DIFF = Difference To Personal Best Lap

P15 112 James NAGY				
LAP	LAP TIME	DIFF	MPH	TIME OF DAY
1 -	2:28.542	2.859	71.95	15:16:40.951
2 -	<b>2:25.683 (1)</b>		<b>73.36</b>	<b>15:19:06.634</b>
3 -	2:26.139 (2)	0.456	73.13	15:21:32.773
4 -	2:28.265 (3)	2.582	72.08	15:24:01.038
5 -	2:29.588	3.905	71.45	15:26:30.626

P16 33 Jack RUSSELL				
LAP	LAP TIME	DIFF	MPH	TIME OF DAY
1 -	2:39.111	15.498	67.17	15:16:51.520
2 -	2:25.570 (3)	1.957	73.42	15:19:17.090
3 -	2:24.663 (2)	1.050	73.88	15:21:41.753
4 -	2:26.048	2.435	73.18	15:24:07.801
5 -	<b>2:23.613 (1)</b>		<b>74.42</b>	<b>15:26:31.414</b>

P17 28 Dominic VEASEY				
LAP	LAP TIME	DIFF	MPH	TIME OF DAY
1 -	2:33.393	8.837	69.67	15:16:45.802
2 -	<b>2:24.556 (1)</b>		<b>73.93</b>	<b>15:19:10.358</b>
3 -	2:26.972 (2)	2.416	72.72	15:21:37.330
4 -	2:30.820 (3)	6.264	70.86	15:24:08.150
5 -	2:33.810	9.254	69.48	15:26:41.960

P18 73 Vince LEWIN				
LAP	LAP TIME	DIFF	MPH	TIME OF DAY
1 -	2:45.624	18.854	64.53	15:16:58.033
2 -	2:27.624 (2)	0.854	72.40	15:19:25.657
3 -	<b>2:26.770 (1)</b>		<b>72.82</b>	<b>15:21:52.427</b>
4 -	2:28.435 (3)	1.665	72.00	15:24:20.862
5 -	2:28.499	1.729	71.97	15:26:49.361

P19 169 Rob MILES				
LAP	LAP TIME	DIFF	MPH	TIME OF DAY
1 -	2:39.575	11.427	66.97	15:16:51.984
2 -	2:29.886 (3)	1.738	71.30	15:19:21.870
3 -	2:29.742 (2)	1.594	71.37	15:21:51.612
4 -	<b>2:28.148 (1)</b>		<b>72.14</b>	<b>15:24:19.760</b>
5 -	2:30.265	2.117	71.12	15:26:50.025

P20 12 Russell TAYLOR				
LAP	LAP TIME	DIFF	MPH	TIME OF DAY
1 -	2:36.499	9.868	68.29	15:16:48.908
2 -	2:27.055 (2)	0.424	72.68	15:19:15.963
3 -	<b>2:26.631 (1)</b>		<b>72.89</b>	<b>15:21:42.594</b>
4 -	2:31.373 (3)	4.742	70.60	15:24:13.967
5 -	2:36.403	9.772	68.33	15:26:50.370

P21 92 Matt LAST				
LAP	LAP TIME	DIFF	MPH	TIME OF DAY
1 -	2:35.814	5.795	68.59	15:16:48.223
2 -	2:30.338 (2)	0.319	71.09	15:19:18.561
3 -	2:30.957 (3)	0.938	70.80	15:21:49.518
4 -	2:32.562	2.543	70.05	15:24:22.080
5 -	<b>2:30.019 (1)</b>		<b>71.24</b>	<b>15:26:52.099</b>

DIFF = Difference To Personal Best Lap

P22 77 David HOLMES				
LAP	LAP TIME	DIFF	MPH	TIME OF DAY
1 -	2:46.208	12.684	64.30	15:16:58.617
2 -	<b>2:33.524 (1)</b>		<b>69.61</b>	<b>15:19:32.141</b>
3 -	2:34.096 (2)	0.572	69.35	15:22:06.237
4 -	2:35.350	1.826	68.80	15:24:41.587
5 -	2:34.825 (3)	1.301	69.03	15:27:16.412

P23 81 Malvern MAY				
LAP	LAP TIME	DIFF	MPH	TIME OF DAY
1 -	3:49.120	1:22.026	46.64	15:18:01.529
2 -	2:29.251 (3)	2.157	71.61	15:20:30.780
3 -	2:29.148 (2)	2.054	71.66	15:22:59.928
4 -	<b>2:27.094 (1)</b>		<b>72.66</b>	<b>15:25:27.022</b>
5 -	2:31.304	4.210	70.63	15:27:58.326

P24 39 Rob WILLIAMS				
LAP	LAP TIME	DIFF	MPH	TIME OF DAY
1 -	3:01.567	17.498	58.86	15:17:13.976
2 -	2:44.920 (3)	0.851	64.80	15:19:58.896
3 -	2:44.793 (2)	0.724	64.85	15:22:43.689
4 -	<b>2:44.069 (1)</b>		<b>65.14</b>	<b>15:25:27.758</b>
5 -	3:05.093	21.024	57.74	15:28:32.851

P25 20 Jose TOUCEDA				
LAP	LAP TIME	DIFF	MPH	TIME OF DAY
1 -	2:52.128	15.297	62.09	15:17:04.537
2 -	<b>2:36.831 (1)</b>		<b>68.15</b>	<b>15:19:41.368</b>
3 -	2:39.549 (2)	2.718	66.98	15:22:20.917
4 -	2:40.222 (3)	3.391	66.70	15:25:01.139
5 -	3:34.890	58.059	49.73	15:28:36.029

P26 41 Luke HARRIS				
LAP	LAP TIME	DIFF	MPH	TIME OF DAY
1 -	2:26.093	6.870	73.15	15:16:38.502
2 -	2:23.464 (3)	4.241	74.50	15:19:01.966
3 -	2:19.336 (2)	0.113	76.70	15:21:21.302
4 -	<b>2:19.223 (1)</b>		<b>76.76</b>	<b>15:23:40.525</b>

P27 51 Theo RUTTER				
LAP	LAP TIME	DIFF	MPH	TIME OF DAY
1 -	2:31.404 (3)	9.420	70.59	15:16:43.813
2 -	2:22.947 (2)	0.963	74.76	15:19:06.760
3 -	<b>2:21.984 (1)</b>		<b>75.27</b>	<b>15:21:28.744</b>

P28 98 Steve TOPPING				
LAP	LAP TIME	DIFF	MPH	TIME OF DAY
1 -	<b>2:27.370 (1)</b>		<b>72.52</b>	<b>15:16:39.779</b>


Weather / Track : Cloudy / Damp

Snetterton 300  
Circuit Length = 2.9689 miles  
Start: 15:14 Flag 15:25 End: 15:28

# BMCRC-MRO Championships 2013 - Snetterton 300 Rnd 5

## MRO Minitwins inc Juniors & Rookies

### RACE 20 - GRID

ROW 8	32   30 Richard GOODE	31   43 Julian ENTICKNAP	30   50 Andrew LING	29   3 Marcus NEWALL
ROW 7	28   98 Steve TOPPING	27   51 Theo RUTTER	26   41 Luke HARRIS	25   20 Jose TOUCEDA
ROW 6	24   39 Rob WILLIAMS	23   81 Malvern MAY	22   77 David HOLMES	21   92 Matt LAST
ROW 5	20   12 Russell TAYLOR	19   169 Rob MILES	18   73 Vince LEWIN	17   28 Dominic VEASEY
ROW 4	16   33 Jack RUSSELL	15   112 James NAGY	14   27 Gabrielle BURNE	13   5 Barry MANTELL
ROW 3	12   7 Mark HAZELGROVE	11   40 Paul WILBY	10   19 Kevin LILLEY	9   52 Paul JOHNSTON
ROW 2	8   56 Max NORFOLK	7   8 Gerrard SPEAR	6   121 Roger MARSH	5   87 Simon SCHUG
ROW 1	4   15 Adam CROSS	3   95 Grant ROBERTSON	2   88 Joe BUXTON	1   82 Matt HINNELLS
	<b>Pole</b>			
				

Snetterton 300  
Circuit Length = 2.9689 miles

**These results are provisional until the conclusion of any judicial and technical matters.**

Clerk Of Course :		Timekeeper :
-------------------	--	--------------

Results can be found at [www.tsl-timing.com](http://www.tsl-timing.com)

Printed - 15:32 Saturday, 22 June 2013



# BMCRC-MRO Championships 2013 - Snetterton 300 Rnd 5

## MRO Minitwins inc Juniors & Rookies

### RACE 20 - CLASSIFICATION

POS	NO	CL	PIC NAME	ENTRY	LAPS	TIME	GAP	DIFF	MPH	BEST	ON
1	88		1 Joe BUXTON	Suzuki -	5	12:27.824			71.46	2:24.368	5
2	15	J	1 Adam CROSS	Suzuki - G C Haulage	5	12:29.177	1.353	1.353	71.33	2:26.241	5
3	95	J	2 Grant ROBERTSON	Suzuki -	5	12:38.431	10.607	9.254	70.46	2:27.331	4
4	5	R	1 Barry MANTELL	Suzuki - Swedish Car Connection	5	12:38.602	10.778	0.171	70.44	2:27.668	4
5	98		2 Steve TOPPING	Suzuki - Nutsmoto	5	12:38.974	11.150	0.372	70.41	2:26.709	5
6	56	R	2 Max NORFOLK	Suzuki - X Racing	5	12:39.960	12.136	0.986	70.31	2:27.154	5
7	52		3 Paul JOHNSTON	Suzuki - Epayme	5	12:40.080	12.256	0.120	70.30	2:27.728	5
8	40	R	3 Paul WILBY	Suzuki - Nutsmoto	5	12:40.419	12.595	0.339	70.27	2:27.403	5
9	87		4 Simon SCHUG	Suzuki - MAK Fencing/More Moto	5	12:45.541	17.717	5.122	69.80	2:30.543	5
10	51	R	4 Theo RUTTER	Suzuki -	5	12:47.248	19.424	1.707	69.65	2:29.517	5
11	19		5 Kevin LILLEY	Suzuki - T.C. Repair & Supply	5	12:55.542	27.718	8.294	68.90	2:31.160	2
12	41	J	3 Luke HARRIS	Suzuki - K H Brickwork/Steve Jordan	5	13:05.464	37.640	9.922	68.03	2:34.395	5
13	7		6 Mark HAZELGROVE	Suzuki - Lynx Networks	5	13:11.931	44.107	6.467	67.48	2:35.294	5
14	81		7 Malvern MAY	Suzuki -	5	13:34.843	1:07.019	22.912	65.58	2:38.708	3
15	3	J	4 Marcus NEWALL	Suzuki -	5	13:35.425	1:07.601	0.582	65.53	2:34.598	5
16	169		8 Rob MILES	Suzuki - Ilkeston Printers/ Jtek Instruments	5	13:35.485	1:07.661	0.060	65.53	2:37.823	5
17	33		9 Jack RUSSELL	Suzuki - Triple C Auto Body	5	13:39.543	1:11.719	4.058	65.20	2:39.718	4
18	39	R	5 Rob WILLIAMS	Suzuki -	5	13:47.866	1:20.042	8.323	64.55	2:38.253	5
19	77	R	6 David HOLMES	Suzuki - CFS Fabricoat	5	13:49.333	1:21.509	1.467	64.43	2:39.796	4
20	92	R/J	7 Matt LAST	Suzuki - Beck & Pollitzer	5	14:00.739	1:32.915	11.406	63.56	2:45.916	2
21	27		10 Gabrielle BURNE	Suzuki - LS2 Helmets/Ravenol	5	14:00.833	1:33.009	0.094	63.55	2:45.896	4
22	50		11 Andrew LING	Suzuki -	5	14:25.257	1:57.433	24.424	61.76	2:46.289	4
23	12		12 Russell TAYLOR	Suzuki -	5	14:27.992	2:00.168	2.735	61.56	2:48.848	4
24	43		13 Julian ENTICKNAP	Suzuki - Assesstech	5	14:43.115	2:15.291	15.123	60.51	2:52.982	2

#### NOT CLASSIFIED

DNF	121	R	Roger MARSH	Suzuki -	3	7:35.997	2 Laps	2 Laps	70.31	2:29.185	3
DNF	82		Matt HINNELLS	Suzuki -	3	7:40.128	2 Laps	4.131	69.68	2:29.303	3
DNF	8		Gerrard SPEAR	Suzuki - Team V Speed	3	7:45.300	2 Laps	5.172	68.91	2:31.429	3
DNF	73	R	Vince LEWIN	Suzuki -	1	2:43.661	4 Laps	2 Laps	65.30	2:43.661	1
DNF	30	R	Richard GOODE	Suzuki - Worcester Petroleum	1	2:44.897	4 Laps	1.236	64.81	2:44.897	1
DNF	28	R	Dominic VEASEY	Suzuki -	0						
DNF	20	R	Jose TOUCEDA	Suzuki - Cell2	0						

#### FASTEST LAP

88			Joe BUXTON	Suzuki -	5	2:24.368	74.03 mph	119.14 kph
15	J		Adam CROSS	Suzuki - G C Haulage	5	2:26.241	73.08 mph	117.61 kph
56	R		Max NORFOLK	Suzuki - X Racing	5	2:27.154	72.63 mph	116.88 kph

Weather / Track : Rain / Wet

These results are provisional until the conclusion of any judicial and technical matters.

Snetterton 300

Circuit Length = 2.9689 miles

Start: 10:10 Flag 10:23 End: 10:25

Clerk Of Course :	Timekeeper :
-------------------	--------------

Results can be found at [www.tsl-timing.com](http://www.tsl-timing.com)

Printed - 10:26 Sunday, 23 June 2013



# BMCRC-MRO Championships 2013 - Snetterton 300 Rnd 5

## MRO Minitwins inc Juniors & Rookies

### RACE 20 - LAP CHART

LAP 1		
NO	BEHIND	LAP TIME

15		2:36.322
121	1.034	2:37.356
95	1.320	2:37.642
87	1.968	2:38.290
88	2.578	2:38.900
82	3.156	2:39.478
5	3.233	2:39.555
52	3.987	2:40.309
19	4.348	2:40.670
56	4.469	2:40.791
40	4.779	2:41.101
8	5.361	2:41.683
98	5.918	2:42.240
73	7.339	2:43.661
41	7.714	2:44.036
51	8.259	2:44.581
30	8.575	2:44.897
7	9.932	2:46.254
92	14.964	2:51.286
27	18.319	2:54.641
33	18.913	2:55.235
81	19.039	2:55.361
169	19.894	2:56.216
3	21.074	2:57.396
77	23.425	2:59.747
39	27.063	3:03.385
12	27.615	3:03.937
43	30.645	3:06.967
50	31.875	3:08.197

LAP 2		
NO	BEHIND	LAP TIME

121		2:29.456
15	0.607	2:31.097
95	2.799	2:31.969
87	3.692	2:32.214
5	3.832	2:31.089
88	3.973	2:31.885
82	4.013	2:31.347
19	5.018	2:31.160
52	5.478	2:31.981
40	5.962	2:31.673
98	6.560	2:31.132
56	6.792	2:32.813
8	7.059	2:32.188
51	10.342	2:32.573
41	12.614	2:35.390
7	15.889	2:36.447
81	28.608	2:40.059
92	30.390	2:45.916
33	30.640	2:42.217
169	31.157	2:41.753
3	33.651	2:43.067
27	33.781	2:45.952
77	37.302	2:44.367
39	40.096	2:43.523
12	48.394	2:51.269
43	53.137	2:52.982
50	54.502	2:53.117

LAP 3		
NO	BEHIND	LAP TIME

15		2:28.149
121	0.429	2:29.185
88	2.653	2:27.436
82	4.560	2:29.303
52	7.231	2:30.509
95	7.319	2:33.276
5	7.333	2:32.257
98	8.013	2:30.209
19	8.112	2:31.850
56	8.321	2:30.285
40	8.423	2:31.217
87	8.761	2:33.825
8	9.732	2:31.429
51	12.229	2:30.643
41	19.548	2:35.690
7	23.936	2:36.803
81	38.560	2:38.708
33	43.287	2:41.403
169	43.752	2:41.351
3	45.941	2:41.046
92	49.034	2:47.400
27	52.660	2:47.635
77	53.199	2:44.653
39	53.336	2:41.996
12	1:13.316	2:53.678
50	1:15.040	2:49.294
43	1:18.303	2:53.922

LAP 4		
NO	BEHIND	LAP TIME

15		2:27.368
88	0.520	2:25.235
95	7.282	2:27.331
5	7.633	2:27.668
98	9.329	2:28.684
52	9.416	2:29.553
56	9.870	2:28.917
40	10.080	2:29.025
87	12.062	2:30.669
51	14.795	2:29.934
19	17.815	2:37.071
41	28.133	2:35.953
7	33.701	2:37.133
81	50.085	2:38.893
169	54.726	2:38.342
33	55.637	2:39.718
3	57.891	2:39.318
77	1:05.627	2:39.796
39	1:06.677	2:40.709
92	1:08.612	2:46.946
27	1:11.188	2:45.896
50	1:33.961	2:46.289
12	1:34.796	2:48.848
43	1:45.266	2:54.331

LAP 5		
NO	BEHIND	LAP TIME

88		2:24.368
15	1.353	2:26.241
95	10.607	2:28.213
5	10.778	2:28.033

98	11.150	2:26.709
56	12.136	2:27.154
52	12.256	2:27.728
40	12.595	2:27.403
87	17.717	2:30.543
51	19.424	2:29.517
19	27.718	2:34.791
41	37.640	2:34.395
7	44.107	2:35.294
81	1:07.019	2:41.822
3	1:07.601	2:34.598
169	1:07.661	2:37.823
33	1:11.719	2:40.970
39	1:20.042	2:38.253
77	1:21.509	2:40.770
92	1:32.915	2:49.191
27	1:33.009	2:46.709
50	1:57.433	2:48.360
12	2:00.168	2:50.260
43	2:15.291	2:54.913

Weather / Track : Rain / Wet

Results can be found at [www.tsl-timing.com](http://www.tsl-timing.com)

Snetterton 300  
Circuit Length = 2.9689 miles  
Start: 10:10 Flag 10:23 End: 10:25

Printed - 10:28 Sunday, 23 June 2013

# BMCRC-MRO Championships 2013 - Snetterton 300 Rnd 5

## MRO Minitwins inc Juniors & Rookies

### RACE 20 - LAP ANALYSIS

DIFF = Difference To Personal Best Lap

P1 88 Joe BUXTON				
LAP	LAP TIME	DIFF	MPH	TIME OF DAY
1 -	2:38.900	14.532	67.26	10:13:24.660
2 -	2:31.885	7.517	70.36	10:15:56.545
3 -	2:27.436 (3)	3.068	72.49	10:18:23.981
4 -	2:25.235 (2)	0.867	73.59	10:20:49.216
5 -	<b>2:24.368 (1)</b>		<b>74.03</b>	<b>10:23:13.584</b>

P2 15 Adam CROSS				
LAP	LAP TIME	DIFF	MPH	TIME OF DAY
1 -	2:36.322	10.081	68.37	10:13:22.082
2 -	2:31.097	4.856	70.73	10:15:53.179
3 -	2:28.149 (3)	1.908	72.14	10:18:21.328
4 -	2:27.368 (2)	1.127	72.52	10:20:48.696
5 -	<b>2:26.241 (1)</b>		<b>73.08</b>	<b>10:23:14.937</b>

P3 95 Grant ROBERTSON				
LAP	LAP TIME	DIFF	MPH	TIME OF DAY
1 -	2:37.642	10.311	67.79	10:13:23.402
2 -	2:31.969 (3)	4.638	70.33	10:15:55.371
3 -	2:33.276	5.945	69.73	10:18:28.647
4 -	<b>2:27.331 (1)</b>		<b>72.54</b>	<b>10:20:55.978</b>
5 -	2:28.213 (2)	0.882	72.11	10:23:24.191

P4 5 Barry MANTELL				
LAP	LAP TIME	DIFF	MPH	TIME OF DAY
1 -	2:39.555	11.887	66.98	10:13:25.315
2 -	2:31.089 (3)	3.421	70.74	10:15:56.404
3 -	2:32.257	4.589	70.19	10:18:28.661
4 -	<b>2:27.668 (1)</b>		<b>72.37</b>	<b>10:20:56.329</b>
5 -	2:28.033 (2)	0.365	72.20	10:23:24.362

P5 98 Steve TOPPING				
LAP	LAP TIME	DIFF	MPH	TIME OF DAY
1 -	2:42.240	15.531	65.87	10:13:28.000
2 -	2:31.132	4.423	70.72	10:15:59.132
3 -	2:30.209 (3)	3.500	71.15	10:18:29.341
4 -	2:28.684 (2)	1.975	71.88	10:20:58.025
5 -	<b>2:26.709 (1)</b>		<b>72.85</b>	<b>10:23:24.734</b>

P6 56 Max NORFOLK				
LAP	LAP TIME	DIFF	MPH	TIME OF DAY
1 -	2:40.791	13.637	66.47	10:13:26.551
2 -	2:32.813	5.659	69.94	10:15:59.364
3 -	2:30.285 (3)	3.131	71.11	10:18:29.649
4 -	2:28.917 (2)	1.763	71.77	10:20:58.566
5 -	<b>2:27.154 (1)</b>		<b>72.63</b>	<b>10:23:25.720</b>

P7 52 Paul JOHNSTON				
LAP	LAP TIME	DIFF	MPH	TIME OF DAY
1 -	2:40.309	12.581	66.67	10:13:26.069
2 -	2:31.981	4.253	70.32	10:15:58.050
3 -	2:30.509 (3)	2.781	71.01	10:18:28.559
4 -	2:29.553 (2)	1.825	71.46	10:20:58.112
5 -	<b>2:27.728 (1)</b>		<b>72.34</b>	<b>10:23:25.840</b>

DIFF = Difference To Personal Best Lap

P8 40 Paul WILBY				
LAP	LAP TIME	DIFF	MPH	TIME OF DAY
1 -	2:41.101	13.698	66.34	10:13:26.861
2 -	2:31.673	4.270	70.46	10:15:58.534
3 -	2:31.217 (3)	3.814	70.68	10:18:29.751
4 -	2:29.025 (2)	1.622	71.72	10:20:58.776
5 -	<b>2:27.403 (1)</b>		<b>72.50</b>	<b>10:23:26.179</b>

P9 87 Simon SCHUG				
LAP	LAP TIME	DIFF	MPH	TIME OF DAY
1 -	2:38.290	7.747	67.52	10:13:24.050
2 -	2:32.214 (3)	1.671	70.21	10:15:56.264
3 -	2:33.825	3.282	69.48	10:18:30.089
4 -	2:30.669 (2)	0.126	70.93	10:21:00.758
5 -	<b>2:30.543 (1)</b>		<b>70.99</b>	<b>10:23:31.301</b>

P10 51 Theo RUTTER				
LAP	LAP TIME	DIFF	MPH	TIME OF DAY
1 -	2:44.581	15.064	64.94	10:13:30.341
2 -	2:32.573	3.056	70.05	10:16:02.914
3 -	2:30.643 (3)	1.126	70.94	10:18:33.557
4 -	2:29.934 (2)	0.417	71.28	10:21:03.491
5 -	<b>2:29.517 (1)</b>		<b>71.48</b>	<b>10:23:33.008</b>

P11 19 Kevin LILLEY				
LAP	LAP TIME	DIFF	MPH	TIME OF DAY
1 -	2:40.670	9.510	66.52	10:13:26.430
2 -	<b>2:31.160 (1)</b>		<b>70.70</b>	<b>10:15:57.590</b>
3 -	2:31.850 (2)	0.690	70.38	10:18:29.440
4 -	2:37.071	5.911	68.04	10:21:06.511
5 -	2:34.791 (3)	3.631	69.04	10:23:41.302

P12 41 Luke HARRIS				
LAP	LAP TIME	DIFF	MPH	TIME OF DAY
1 -	2:44.036	9.641	65.15	10:13:29.796
2 -	2:35.390 (2)	0.995	68.78	10:16:05.186
3 -	2:35.690 (3)	1.295	68.64	10:18:40.876
4 -	2:35.953	1.558	68.53	10:21:16.829
5 -	<b>2:34.395 (1)</b>		<b>69.22</b>	<b>10:23:51.224</b>

P13 7 Mark HAZELGROVE				
LAP	LAP TIME	DIFF	MPH	TIME OF DAY
1 -	2:46.254	10.960	64.28	10:13:32.014
2 -	2:36.447 (2)	1.153	68.31	10:16:08.461
3 -	2:36.803 (3)	1.509	68.16	10:18:45.264
4 -	2:37.133	1.839	68.01	10:21:22.397
5 -	<b>2:35.294 (1)</b>		<b>68.82</b>	<b>10:23:57.691</b>

P14 81 Malvern MAY				
LAP	LAP TIME	DIFF	MPH	TIME OF DAY
1 -	2:55.361	16.653	60.94	10:13:41.121
2 -	2:40.059 (3)	1.351	66.77	10:16:21.180
3 -	<b>2:38.708 (1)</b>		<b>67.34</b>	<b>10:18:59.888</b>
4 -	2:38.893 (2)	0.185	67.26	10:21:38.781
5 -	2:41.822	3.114	66.04	10:24:20.603

Weather / Track : Rain / Wet

Snetterton 300  
Circuit Length = 2.9689 miles  
Start: 10:10 Flag 10:23 End: 10:25



# BMCRC-MRO Championships 2013 - Snetterton 300 Rnd 5

## MRO Minitwins inc Juniors & Rookies

### RACE 20 - LAP ANALYSIS

DIFF = Difference To Personal Best Lap

<b>P15 3 Marcus NEWALL</b>				
LAP	LAP TIME	DIFF	MPH	TIME OF DAY
1 -	2:57.396	22.798	60.24	10:13:43.156
2 -	2:43.067	8.469	65.54	10:16:26.223
3 -	2:41.046 (3)	6.448	66.36	10:19:07.269
4 -	2:39.318 (2)	4.720	67.08	10:21:46.587
5 -	<b>2:34.598 (1)</b>		<b>69.13</b>	<b>10:24:21.185</b>

<b>P16 169 Rob MILES</b>				
LAP	LAP TIME	DIFF	MPH	TIME OF DAY
1 -	2:56.216	18.393	60.65	10:13:41.976
2 -	2:41.753	3.930	66.07	10:16:23.729
3 -	2:41.351 (3)	3.528	66.24	10:19:05.080
4 -	2:38.342 (2)	0.519	67.49	10:21:43.422
5 -	<b>2:37.823 (1)</b>		<b>67.72</b>	<b>10:24:21.245</b>

<b>P17 33 Jack RUSSELL</b>				
LAP	LAP TIME	DIFF	MPH	TIME OF DAY
1 -	2:55.235	15.517	60.99	10:13:40.995
2 -	2:42.217	2.499	65.88	10:16:23.212
3 -	2:41.403 (3)	1.685	66.21	10:19:04.615
4 -	<b>2:39.718 (1)</b>		<b>66.91</b>	<b>10:21:44.333</b>
5 -	2:40.970 (2)	1.252	66.39	10:24:25.303

<b>P18 39 Rob WILLIAMS</b>				
LAP	LAP TIME	DIFF	MPH	TIME OF DAY
1 -	3:03.385	25.132	58.28	10:13:49.145
2 -	2:43.523	5.270	65.36	10:16:32.668
3 -	2:41.996 (3)	3.743	65.97	10:19:14.664
4 -	2:40.709 (2)	2.456	66.50	10:21:55.373
5 -	<b>2:38.253 (1)</b>		<b>67.53</b>	<b>10:24:33.626</b>

<b>P19 77 David HOLMES</b>				
LAP	LAP TIME	DIFF	MPH	TIME OF DAY
1 -	2:59.747	19.951	59.46	10:13:45.507
2 -	2:44.367 (3)	4.571	65.02	10:16:29.874
3 -	2:44.653	4.857	64.91	10:19:14.527
4 -	<b>2:39.796 (1)</b>		<b>66.88</b>	<b>10:21:54.323</b>
5 -	2:40.770 (2)	0.974	66.48	10:24:35.093

<b>P20 92 Matt LAST</b>				
LAP	LAP TIME	DIFF	MPH	TIME OF DAY
1 -	2:51.286	5.370	62.39	10:13:37.046
2 -	<b>2:45.916 (1)</b>		<b>64.41</b>	<b>10:16:22.962</b>
3 -	2:47.400 (3)	1.484	63.84	10:19:10.362
4 -	2:46.946 (2)	1.030	64.02	10:21:57.308
5 -	2:49.191	3.275	63.17	10:24:46.499

<b>P21 27 Gabrielle BURNE</b>				
LAP	LAP TIME	DIFF	MPH	TIME OF DAY
1 -	2:54.641	8.745	61.20	10:13:40.401
2 -	2:45.952 (2)	0.056	64.40	10:16:26.353
3 -	2:47.635	1.739	63.75	10:19:13.988
4 -	<b>2:45.896 (1)</b>		<b>64.42</b>	<b>10:21:59.884</b>
5 -	2:46.709 (3)	0.813	64.11	10:24:46.593

DIFF = Difference To Personal Best Lap

<b>P22 50 Andrew LING</b>				
LAP	LAP TIME	DIFF	MPH	TIME OF DAY
1 -	3:08.197	21.908	56.79	10:13:53.957
2 -	2:53.117	6.828	61.73	10:16:47.074
3 -	2:49.294 (3)	3.005	63.13	10:19:36.368
4 -	<b>2:46.289 (1)</b>		<b>64.27</b>	<b>10:22:22.657</b>
5 -	2:48.360 (2)	2.071	63.48	10:25:11.017

<b>P23 12 Russell TAYLOR</b>				
LAP	LAP TIME	DIFF	MPH	TIME OF DAY
1 -	3:03.937	15.089	58.10	10:13:49.697
2 -	2:51.269 (3)	2.421	62.40	10:16:40.966
3 -	2:53.678	4.830	61.53	10:19:34.644
4 -	<b>2:48.848 (1)</b>		<b>63.30</b>	<b>10:22:23.492</b>
5 -	2:50.260 (2)	1.412	62.77	10:25:13.752

<b>P24 43 Julian ENTICKNAP</b>				
LAP	LAP TIME	DIFF	MPH	TIME OF DAY
1 -	3:06.967	13.985	57.16	10:13:52.727
2 -	<b>2:52.982 (1)</b>		<b>61.78</b>	<b>10:16:45.709</b>
3 -	2:53.922 (2)	0.940	61.45	10:19:39.631
4 -	2:54.331 (3)	1.349	61.30	10:22:33.962
5 -	2:54.913	1.931	61.10	10:25:28.875

<b>P25 121 Roger MARSH</b>				
LAP	LAP TIME	DIFF	MPH	TIME OF DAY
1 -	2:37.356 (3)	8.171	67.92	10:13:23.116
2 -	2:29.456 (2)	0.271	71.51	10:15:52.572
3 -	<b>2:29.185 (1)</b>		<b>71.64</b>	<b>10:18:21.757</b>

<b>P26 82 Matt HINNELLS</b>				
LAP	LAP TIME	DIFF	MPH	TIME OF DAY
1 -	2:39.478 (3)	10.175	67.01	10:13:25.238
2 -	2:31.347 (2)	2.044	70.61	10:15:56.585
3 -	<b>2:29.303 (1)</b>		<b>71.58</b>	<b>10:18:25.888</b>

<b>P27 8 Gerrard SPEAR</b>				
LAP	LAP TIME	DIFF	MPH	TIME OF DAY
1 -	2:41.683 (3)	10.254	66.10	10:13:27.443
2 -	2:32.188 (2)	0.759	70.22	10:15:59.631
3 -	<b>2:31.429 (1)</b>		<b>70.58</b>	<b>10:18:31.060</b>

<b>P28 73 Vince LEWIN</b>				
LAP	LAP TIME	DIFF	MPH	TIME OF DAY
1 -	<b>2:43.661 (1)</b>		<b>65.30</b>	<b>10:13:29.421</b>

<b>P29 30 Richard GOODE</b>				
LAP	LAP TIME	DIFF	MPH	TIME OF DAY
1 -	<b>2:44.897 (1)</b>		<b>64.81</b>	<b>10:13:30.657</b>


Weather / Track : Rain / Wet

Snetterton 300  
Circuit Length = 2.9689 miles  
Start: 10:10 Flag 10:23 End: 10:25

# BMCRC-MRO Championships 2013 - Snetterton 300 Rnd 5

## MRO Minitwins inc Juniors & Rookies

### RACE 11 - GRID

ROW 8	31	20 Jose TOUCEDA	30	28 Dominic VEASEY	29	30 Richard GOODE		
ROW 7	28	73 Vince LEWIN	27	8 Gerrard SPEAR	26	82 Matt HINNELLS	25	121 Roger MARSH
ROW 6	24	43 Julian ENTICKNAP	23	12 Russell TAYLOR	22	50 Andrew LING	21	27 Gabrielle BURNE
ROW 5	20	92 Matt LAST	19	77 David HOLMES	18	39 Rob WILLIAMS	17	33 Jack RUSSELL
ROW 4	16	169 Rob MILES	15	3 Marcus NEWALL	14	81 Malvern MAY	13	7 Mark HAZELGROVE
ROW 3	12	41 Luke HARRIS	11	19 Kevin LILLEY	10	51 Theo RUTTER	9	87 Simon SCHUG
ROW 2	8	40 Paul WILBY	7	52 Paul JOHNSTON	6	56 Max NORFOLK	5	98 Steve TOPPING
ROW 1	4	5 Barry MANTELL	3	95 Grant ROBERTSON	2	15 Adam CROSS	1	88 Joe BUXTON
<b>Pole</b>								
								

Snetterton 300  
Circuit Length = 2.9689 miles

**These results are provisional until the conclusion of any judicial and technical matters.**

Clerk Of Course :		Timekeeper :
-------------------	--	--------------

Results can be found at [www.tsl-timing.com](http://www.tsl-timing.com)

Printed - 10:29 Sunday, 23 June 2013



# BMCRC-MRO Championships 2013 - Snetterton 300 Rnd 5

## MRO Minitwins inc Juniors & Rookies

### RACE 11 - CLASSIFICATION

POS	NO	CL	PIC NAME	ENTRY	LAPS	TIME	GAP	DIFF	MPH	BEST	ON
1	87		1 Simon SCHUG	Suzuki - MAK Fencing/More Moto	5	10:55.421			81.53	2:09.285	3
2	82		2 Matt HINNELLS	Suzuki -	5	11:05.750	10.329	10.329	80.27	2:10.289	5
3	88		3 Joe BUXTON	Suzuki -	5	11:06.138	10.717	0.388	80.22	2:11.500	4
4	95	J	1 Grant ROBERTSON	Suzuki -	5	11:13.233	17.812	7.095	79.37	2:12.971	4
5	41	J	2 Luke HARRIS	Suzuki - K H Brickwork/Steve Jordan	5	11:16.856	21.435	3.623	78.95	2:12.978	4
6	15	J	3 Adam CROSS	Suzuki - G C Haulage	5	11:19.700	24.279	2.844	78.62	2:13.713	3
7	40	R	1 Paul WILBY	Suzuki - Nutsmoto	5	11:19.806	24.385	0.106	78.61	2:14.115	3
8	5	R	2 Barry MANTELL	Suzuki - Swedish Car Connection	5	11:26.500	31.079	6.694	77.84	2:15.350	3
9	19		4 Kevin LILLEY	Suzuki - T.C. Repair & Supply	5	11:29.205	33.784	2.705	77.53	2:15.670	2
10	8		5 Gerrard SPEAR	Suzuki - Team V Speed	5	11:29.579	34.158	0.374	77.49	2:13.568	5
11	30	R	3 Richard GOODE	Suzuki - Worcester Petroleum	5	11:31.737	36.316	2.158	77.25	2:14.849	5
12	56	R	4 Max NORFOLK	Suzuki - X Racing	5	11:43.537	48.116	11.800	75.95	2:19.006	5
13	27		6 Gabrielle BURNE	Suzuki - LS2 Helmets/Ravenol	5	11:56.341	1:00.920	12.804	74.60	2:20.898	5
14	51	R	5 Theo RUTTER	Suzuki -	5	12:01.674	1:06.253	5.333	74.05	2:22.885	2
15	43		7 Julian ENTICKNAP	Suzuki - Assesstech	5	12:08.334	1:12.913	6.660	73.37	2:23.455	3
16	33		8 Jack RUSSELL	Suzuki - Triple C Auto Body	5	12:08.428	1:13.007	0.094	73.36	2:23.483	5
17	50		9 Andrew LING	Suzuki -	5	12:17.487	1:22.066	9.059	72.46	2:23.371	5
18	28	R	6 Dominic VEASEY	Suzuki -	5	12:25.679	1:30.258	8.192	71.66	2:26.858	5
19	73	R	7 Vince LEWIN	Suzuki -	5	12:26.732	1:31.311	1.053	71.56	2:21.999	5
20	92	R/J	8 Matt LAST	Suzuki - Beck & Pollitzer	5	12:29.225	1:33.804	2.493	71.32	2:24.485	5
21	77	R	9 David HOLMES	Suzuki - CFS Fabricoat	5	12:32.076	1:36.655	2.851	71.05	2:25.432	5
22	39	R	10 Rob WILLIAMS	Suzuki -	5	12:37.636	1:42.215	5.560	70.53	2:27.686	3

#### NOT CLASSIFIED

DNF	169		Rob MILES	Suzuki - Ilkeston Printers/ Jtek Instruments	4	9:38.736	1 Lap	1 Lap	73.87	2:20.932	3
DNF	98		Steve TOPPING	Suzuki - Nutsmoto	3	7:00.124	2 Laps	1 Lap	76.32	2:14.442	2
DNF	3	J	Marcus NEWALL	Suzuki -	3	7:31.557	2 Laps	31.433	71.00	2:28.121	2
DNF	52		Paul JOHNSTON	Suzuki - Epayme	1	2:30.291	4 Laps	2 Laps	71.11	2:30.291	1
DNF	121	R	Roger MARSH	Suzuki -	0						
DNF	7		Mark HAZELGROVE	Suzuki - Lynx Networks	0						
DNF	81		Malvern MAY	Suzuki -	0						

#### FASTEST LAP

87			Simon SCHUG	Suzuki - MAK Fencing/More Moto	3	2:09.285		82.67 mph	133.04 kph		
95	J		Grant ROBERTSON	Suzuki -	4	2:12.971		80.37 mph	129.35 kph		
40	R		Paul WILBY	Suzuki - Nutsmoto	3	2:14.115		79.69 mph	128.25 kph		

Weather / Track : Cloudy / Dry

These results are provisional until the conclusion of any judicial and technical matters.

Snetterton 300

Circuit Length = 2.9689 miles

Start: 14:23 Flag 14:34 End: 14:36

Clerk Of Course :	Timekeeper :
-------------------	--------------

Results can be found at [www.tsl-timing.com](http://www.tsl-timing.com)

Printed - 14:37 Sunday, 23 June 2013



# BMCRC-MRO Championships 2013 - Snetterton 300 Rnd 5

## MRO Minitwins inc Juniors & Rookies

### RACE 11 - LAP CHART

LAP 1		
NO	BEHIND	LAP TIME

87		2:14.615
88	3.659	2:18.274
15	4.686	2:19.301
95	5.102	2:19.717
98	5.653	2:20.268
82	5.663	2:20.278
40	5.778	2:20.393
41	7.826	2:22.441
5	7.865	2:22.480
19	10.598	2:25.213
56	11.138	2:25.753
30	12.386	2:27.001
8	13.476	2:28.091
51	13.890	2:28.505
33	15.058	2:29.673
27	15.609	2:30.224
52	15.676	2:30.291
169	16.636	2:31.251
43	18.335	2:32.950
28	20.403	2:35.018
3	20.498	2:35.113
50	21.677	2:36.292
77	23.840	2:38.455
39	26.724	2:41.339
73	26.950	2:41.565
92	28.221	2:42.836

LAP 2		
NO	BEHIND	LAP TIME

87		2:10.184
88	6.446	2:12.971
82	7.971	2:12.492
15	8.268	2:13.766
95	8.354	2:13.436
98	9.911	2:14.442
40	10.108	2:14.514
41	11.398	2:13.756
5	14.241	2:16.560
19	16.084	2:15.670
30	20.321	2:18.119
8	20.367	2:17.075
56	21.451	2:20.497
51	26.591	2:22.885
27	27.539	2:22.114
33	28.632	2:23.758
169	29.021	2:22.569
43	31.650	2:23.499
28	37.968	2:27.749
3	38.435	2:28.121
50	38.731	2:27.238
77	44.387	2:30.731
92	46.167	2:28.130
39	47.536	2:30.996
73	48.055	2:31.289

LAP 3		
NO	BEHIND	LAP TIME

87		2:09.285
88	8.958	2:11.797
82	9.993	2:11.307
95	12.107	2:13.038

15	12.696	2:13.713
40	14.938	2:14.115
41	15.616	2:13.503
5	20.306	2:15.350
19	22.512	2:15.713
98	26.040	2:25.414
8	27.127	2:16.045
30	27.767	2:16.731
56	31.202	2:19.036
27	39.511	2:21.257
51	40.384	2:23.078
169	40.668	2:20.932
33	45.695	2:26.348
43	45.820	2:23.455
50	55.665	2:26.219
28	56.622	2:27.939
3	57.473	2:28.323
77	1:03.289	2:28.187
92	1:03.316	2:26.434
73	1:05.926	2:27.156
39	1:05.937	2:27.686

LAP 4		
NO	BEHIND	LAP TIME

87		2:09.590
88	10.868	2:11.500
82	11.787	2:11.384
95	15.488	2:12.971
41	19.004	2:12.978
15	19.973	2:16.867
40	20.114	2:14.766
5	26.631	2:15.915
19	28.785	2:15.863
8	32.337	2:14.800
30	33.214	2:15.037
56	40.857	2:19.245
27	51.769	2:21.848
51	54.911	2:24.117
169	55.062	2:23.984
43	59.791	2:23.561
33	1:01.271	2:25.166
50	1:10.442	2:24.367
28	1:15.147	2:28.115
73	1:21.059	2:24.723
92	1:21.066	2:27.340
77	1:22.970	2:29.271
39	1:25.195	2:28.848

LAP 5		
NO	BEHIND	LAP TIME

87		2:11.747
82	10.329	2:10.289
88	10.717	2:11.596
95	17.812	2:14.071
41	21.435	2:14.178
15	24.279	2:16.053
40	24.385	2:16.018
5	31.079	2:16.195
19	33.784	2:16.746
8	34.158	2:13.568
30	36.316	2:14.849
56	48.116	2:19.006
27	1:00.920	2:20.898
51	1:06.253	2:23.089

43	1:12.913	2:24.869
33	1:13.007	2:23.483
50	1:22.066	2:23.371
28	1:30.258	2:26.858
73	1:31.311	2:21.999
92	1:33.804	2:24.485
77	1:36.655	2:25.432
39	1:42.215	2:28.767

Weather / Track : Cloudy / Dry

Results can be found at [www.tsl-timing.com](http://www.tsl-timing.com)

Snetterton 300  
Circuit Length = 2.9689 miles  
Start: 14:23 Flag 14:34 End: 14:36

Printed - 14:39 Sunday, 23 June 2013

# BMCRC-MRO Championships 2013 - Snetterton 300 Rnd 5

## MRO Minitwins inc Juniors & Rookies

### RACE 11 - LAP ANALYSIS

DIFF = Difference To Personal Best Lap

P1 87 Simon SCHUG				
LAP	LAP TIME	DIFF	MPH	TIME OF DAY
1 -	2:14.615	5.330	79.39	14:26:12.342
2 -	2:10.184 (3)	0.899	82.09	14:28:22.526
3 -	<b>2:09.285 (1)</b>		<b>82.67</b>	<b>14:30:31.811</b>
4 -	2:09.590 (2)	0.305	82.47	14:32:41.401
5 -	2:11.747	2.462	81.12	14:34:53.148

P2 82 Matt HINNELLS				
LAP	LAP TIME	DIFF	MPH	TIME OF DAY
1 -	2:20.278	9.989	76.19	14:26:18.005
2 -	2:12.492	2.203	80.66	14:28:30.497
3 -	2:11.307 (2)	1.018	81.39	14:30:41.804
4 -	2:11.384 (3)	1.095	81.34	14:32:53.188
5 -	<b>2:10.289 (1)</b>		<b>82.03</b>	<b>14:35:03.477</b>

P3 88 Joe BUXTON				
LAP	LAP TIME	DIFF	MPH	TIME OF DAY
1 -	2:18.274	6.774	77.29	14:26:16.001
2 -	2:12.971	1.471	80.37	14:28:28.972
3 -	2:11.797 (3)	0.297	81.09	14:30:40.769
4 -	<b>2:11.500 (1)</b>		<b>81.27</b>	<b>14:32:52.269</b>
5 -	2:11.596 (2)	0.096	81.21	14:35:03.865

P4 95 Grant ROBERTSON				
LAP	LAP TIME	DIFF	MPH	TIME OF DAY
1 -	2:19.717	6.746	76.49	14:26:17.444
2 -	2:13.436 (3)	0.465	80.09	14:28:30.880
3 -	2:13.038 (2)	0.067	80.33	14:30:43.918
4 -	<b>2:12.971 (1)</b>		<b>80.37</b>	<b>14:32:56.889</b>
5 -	2:14.071	1.100	79.71	14:35:10.960

P5 41 Luke HARRIS				
LAP	LAP TIME	DIFF	MPH	TIME OF DAY
1 -	2:22.441	9.463	75.03	14:26:20.168
2 -	2:13.756 (3)	0.778	79.90	14:28:33.924
3 -	2:13.503 (2)	0.525	80.05	14:30:47.427
4 -	<b>2:12.978 (1)</b>		<b>80.37</b>	<b>14:33:00.405</b>
5 -	2:14.178	1.200	79.65	14:35:14.583

P6 15 Adam CROSS				
LAP	LAP TIME	DIFF	MPH	TIME OF DAY
1 -	2:19.301	5.588	76.72	14:26:17.028
2 -	2:13.766 (2)	0.053	79.90	14:28:30.794
3 -	<b>2:13.713 (1)</b>		<b>79.93</b>	<b>14:30:44.507</b>
4 -	2:16.867	3.154	78.09	14:33:01.374
5 -	2:16.053 (3)	2.340	78.55	14:35:17.427

P7 40 Paul WILBY				
LAP	LAP TIME	DIFF	MPH	TIME OF DAY
1 -	2:20.393	6.278	76.12	14:26:18.120
2 -	2:14.514 (2)	0.399	79.45	14:28:32.634
3 -	<b>2:14.115 (1)</b>		<b>79.69</b>	<b>14:30:46.749</b>
4 -	2:14.766 (3)	0.651	79.30	14:33:01.515
5 -	2:16.018	1.903	78.57	14:35:17.533

DIFF = Difference To Personal Best Lap

P8 5 Barry MANTELL				
LAP	LAP TIME	DIFF	MPH	TIME OF DAY
1 -	2:22.480	7.130	75.01	14:26:20.207
2 -	2:16.560	1.210	78.26	14:28:36.767
3 -	<b>2:15.350 (1)</b>		<b>78.96</b>	<b>14:30:52.117</b>
4 -	2:15.915 (2)	0.565	78.63	14:33:08.032
5 -	2:16.195 (3)	0.845	78.47	14:35:24.227

P9 19 Kevin LILLEY				
LAP	LAP TIME	DIFF	MPH	TIME OF DAY
1 -	2:25.213	9.543	73.60	14:26:22.940
2 -	<b>2:15.670 (1)</b>		<b>78.77</b>	<b>14:28:38.610</b>
3 -	2:15.713 (2)	0.043	78.75	14:30:54.323
4 -	2:15.863 (3)	0.193	78.66	14:33:10.186
5 -	2:16.746	1.076	78.16	14:35:26.932

P10 8 Gerrard SPEAR				
LAP	LAP TIME	DIFF	MPH	TIME OF DAY
1 -	2:28.091	14.523	72.17	14:26:25.818
2 -	2:17.075	3.507	77.97	14:28:42.893
3 -	2:16.045 (3)	2.477	78.56	14:30:58.938
4 -	2:14.800 (2)	1.232	79.28	14:33:13.738
5 -	<b>2:13.568 (1)</b>		<b>80.01</b>	<b>14:35:27.306</b>

P11 30 Richard GOODE				
LAP	LAP TIME	DIFF	MPH	TIME OF DAY
1 -	2:27.001	12.152	72.70	14:26:24.728
2 -	2:18.119	3.270	77.38	14:28:42.847
3 -	2:16.731 (3)	1.882	78.16	14:30:59.578
4 -	2:15.037 (2)	0.188	79.14	14:33:14.615
5 -	<b>2:14.849 (1)</b>		<b>79.25</b>	<b>14:35:29.464</b>

P12 56 Max NORFOLK				
LAP	LAP TIME	DIFF	MPH	TIME OF DAY
1 -	2:25.753	6.747	73.32	14:26:23.480
2 -	2:20.497	1.491	76.07	14:28:43.977
3 -	2:19.036 (2)	0.030	76.87	14:31:03.013
4 -	2:19.245 (3)	0.239	76.75	14:33:22.258
5 -	<b>2:19.006 (1)</b>		<b>76.88</b>	<b>14:35:41.264</b>

P13 27 Gabrielle BURNE				
LAP	LAP TIME	DIFF	MPH	TIME OF DAY
1 -	2:30.224	9.326	71.14	14:26:27.951
2 -	2:22.114	1.216	75.20	14:28:50.065
3 -	2:21.257 (2)	0.359	75.66	14:31:11.322
4 -	2:21.848 (3)	0.950	75.34	14:33:33.170
5 -	<b>2:20.898 (1)</b>		<b>75.85</b>	<b>14:35:54.068</b>

P14 51 Theo RUTTER				
LAP	LAP TIME	DIFF	MPH	TIME OF DAY
1 -	2:28.505	5.620	71.97	14:26:26.232
2 -	<b>2:22.885 (1)</b>		<b>74.80</b>	<b>14:28:49.117</b>
3 -	2:23.078 (2)	0.193	74.70	14:31:12.195
4 -	2:24.117	1.232	74.16	14:33:36.312
5 -	2:23.089 (3)	0.204	74.69	14:35:59.401

Weather / Track : Cloudy / Dry

Snetterton 300  
Circuit Length = 2.9689 miles  
Start: 14:23 Flag 14:34 End: 14:36

# BMCRC-MRO Championships 2013 - Snetterton 300 Rnd 5

## MRO Minitwins inc Juniors & Rookies

### RACE 11 - LAP ANALYSIS

DIFF = Difference To Personal Best Lap

<b>P15 43 Julian ENTICKNAP</b>				
LAP	LAP TIME	DIFF	MPH	TIME OF DAY
1 -	2:32.950	9.495	69.87	14:26:30.677
2 -	2:23.499 (2)	0.044	74.48	14:28:54.176
3 -	<b>2:23.455 (1)</b>		<b>74.50</b>	<b>14:31:17.631</b>
4 -	2:23.561 (3)	0.106	74.44	14:33:41.192
5 -	2:24.869	1.414	73.77	14:36:06.061

<b>P16 33 Jack RUSSELL</b>				
LAP	LAP TIME	DIFF	MPH	TIME OF DAY
1 -	2:29.673	6.190	71.40	14:26:27.400
2 -	2:23.758 (2)	0.275	74.34	14:28:51.158
3 -	2:26.348	2.865	73.03	14:31:17.506
4 -	2:25.166 (3)	1.683	73.62	14:33:42.672
5 -	<b>2:23.483 (1)</b>		<b>74.49</b>	<b>14:36:06.155</b>

<b>P17 50 Andrew LING</b>				
LAP	LAP TIME	DIFF	MPH	TIME OF DAY
1 -	2:36.292	12.921	68.38	14:26:34.019
2 -	2:27.238	3.867	72.59	14:29:01.257
3 -	2:26.219 (3)	2.848	73.09	14:31:27.476
4 -	2:24.367 (2)	0.996	74.03	14:33:51.843
5 -	<b>2:23.371 (1)</b>		<b>74.54</b>	<b>14:36:15.214</b>

<b>P18 28 Dominic VEASEY</b>				
LAP	LAP TIME	DIFF	MPH	TIME OF DAY
1 -	2:35.018	8.160	68.94	14:26:32.745
2 -	2:27.749 (2)	0.891	72.33	14:29:00.494
3 -	2:27.939 (3)	1.081	72.24	14:31:28.433
4 -	2:28.115	1.257	72.16	14:33:56.548
5 -	<b>2:26.858 (1)</b>		<b>72.77</b>	<b>14:36:23.406</b>

<b>P19 73 Vince LEWIN</b>				
LAP	LAP TIME	DIFF	MPH	TIME OF DAY
1 -	2:41.565	19.566	66.15	14:26:39.292
2 -	2:31.289	9.290	70.64	14:29:10.581
3 -	2:27.156 (3)	5.157	72.63	14:31:37.737
4 -	2:24.723 (2)	2.724	73.85	14:34:02.460
5 -	<b>2:21.999 (1)</b>		<b>75.26</b>	<b>14:36:24.459</b>

<b>P20 92 Matt LAST</b>				
LAP	LAP TIME	DIFF	MPH	TIME OF DAY
1 -	2:42.836	18.351	65.63	14:26:40.563
2 -	2:28.130	3.645	72.15	14:29:08.693
3 -	2:26.434 (2)	1.949	72.98	14:31:35.127
4 -	2:27.340 (3)	2.855	72.54	14:34:02.467
5 -	<b>2:24.485 (1)</b>		<b>73.97</b>	<b>14:36:26.952</b>

<b>P21 77 David HOLMES</b>				
LAP	LAP TIME	DIFF	MPH	TIME OF DAY
1 -	2:38.455	13.023	67.45	14:26:36.182
2 -	2:30.731	5.299	70.90	14:29:06.913
3 -	2:28.187 (2)	2.755	72.12	14:31:35.100
4 -	2:29.271 (3)	3.839	71.60	14:34:04.371
5 -	<b>2:25.432 (1)</b>		<b>73.49</b>	<b>14:36:29.803</b>

DIFF = Difference To Personal Best Lap

<b>P22 39 Rob WILLIAMS</b>				
LAP	LAP TIME	DIFF	MPH	TIME OF DAY
1 -	2:41.339	13.653	66.24	14:26:39.066
2 -	2:30.996	3.310	70.78	14:29:10.062
3 -	<b>2:27.686 (1)</b>		<b>72.37</b>	<b>14:31:37.748</b>
4 -	2:28.848 (3)	1.162	71.80	14:34:06.596
5 -	2:28.767 (2)	1.081	71.84	14:36:35.363

<b>P23 169 Rob MILES</b>				
LAP	LAP TIME	DIFF	MPH	TIME OF DAY
1 -	2:31.251	10.319	70.66	14:26:28.978
2 -	2:22.569 (2)	1.637	74.96	14:28:51.547
3 -	<b>2:20.932 (1)</b>		<b>75.83</b>	<b>14:31:12.479</b>
4 -	2:23.984 (3)	3.052	74.23	14:33:36.463

<b>P24 98 Steve TOPPING</b>				
LAP	LAP TIME	DIFF	MPH	TIME OF DAY
1 -	2:20.268 (2)	5.826	76.19	14:26:17.995
2 -	<b>2:14.442 (1)</b>		<b>79.49</b>	<b>14:28:32.437</b>
3 -	2:25.414 (3)	10.972	73.50	14:30:57.851

<b>P25 3 Marcus NEWALL</b>				
LAP	LAP TIME	DIFF	MPH	TIME OF DAY
1 -	2:35.113 (3)	6.992	68.90	14:26:32.840
2 -	<b>2:28.121 (1)</b>		<b>72.15</b>	<b>14:29:00.961</b>
3 -	2:28.323 (2)	0.202	72.05	14:31:29.284

<b>P26 52 Paul JOHNSTON</b>				
LAP	LAP TIME	DIFF	MPH	TIME OF DAY
1 -	<b>2:30.291 (1)</b>		<b>71.11</b>	<b>14:26:28.018</b>

Weather / Track : Cloudy / Dry


Snetterton 300  
Circuit Length = 2.9689 miles  
Start: 14:23 Flag 14:34 End: 14:36

# BMCRC-MRO Championships 2013 - Snetterton 300 Rnd 5

## MRO Minitwins inc Juniors & Rookies

### RACE 22 - GRID

ROW 8					29	81 Malvern MAY							
ROW 7		28	7 Mark HAZELGROVE		27	121 Roger MARSH		26	52 Paul JOHNSTON		25	3 Marcus NEWALL	
ROW 6		24	98 Steve TOPPING		23	169 Rob MILES		22	39 Rob WILLIAMS		21	77 David HOLMES	
ROW 5			20	92 Matt LAST		19	73 Vince LEWIN		18	28 Dominic VEASEY		17	50 Andrew LING
ROW 4		16	33 Jack RUSSELL		15	43 Julian ENTICKNAP		14	51 Theo RUTTER		13	27 Gabrielle BURNE	
ROW 3			12	56 Max NORFOLK		11	30 Richard GOODE		10	8 Gerrard SPEAR		9	19 Kevin LILLEY
ROW 2		8	5 Barry MANTELL		7	40 Paul WILBY		6	15 Adam CROSS		5	41 Luke HARRIS	
ROW 1			4	95 Grant ROBERTSON		3	88 Joe BUXTON		2	82 Matt HINNELLS		1	87 Simon SCHUG
													<b>Pole</b>



Snetterton 300  
Circuit Length = 2.9689 miles

**These results are provisional until the conclusion of any judicial and technical matters.**

Clerk Of Course :		Timekeeper :	
-------------------	--	--------------	--

Results can be found at [www.tsl-timing.com](http://www.tsl-timing.com)

Printed - 14:40 Sunday, 23 June 2013



# BMCRC-MRO Championships 2013 - Snetterton 300 Rnd 5

## MRO Minitwins inc Juniors & Rookies

### RACE 22 - CLASSIFICATION

POS	NO	CL	PIC NAME	ENTRY	LAPS	TIME	GAP	DIFF	MPH	BEST	ON
1	87		1 Simon SCHUG	Suzuki - MAK Fencing/More Moto	5	10:48.860			82.36	<b>2:08.529</b>	2
2	15	J	1 Adam CROSS	Suzuki - G C Haulage	5	10:52.565	<b>3.705</b>	3.705	81.89	<b>2:09.101</b>	3
3	41	J	2 Luke HARRIS	Suzuki - K H Brickwork/Steve Jordan	5	11:00.363	<b>11.503</b>	7.798	80.92	<b>2:09.716</b>	5
4	82		2 Matt HINNELLS	Suzuki -	5	11:00.658	<b>11.798</b>	0.295	80.88	<b>2:10.323</b>	5
5	88		3 Joe BUXTON	Suzuki -	5	11:00.835	<b>11.975</b>	0.177	80.86	<b>2:09.806</b>	5
6	95	J	3 Grant ROBERTSON	Suzuki -	5	11:03.832	<b>14.972</b>	2.997	80.50	<b>2:10.442</b>	4
7	40	R	1 Paul WILBY	Suzuki - Nutsmoto	5	11:03.930	<b>15.070</b>	0.098	80.49	<b>2:10.388</b>	2
8	8		4 Gerrard SPEAR	Suzuki - Team V Speed	5	11:12.213	<b>23.353</b>	8.283	79.49	<b>2:11.606</b>	5
9	98		5 Steve TOPPING	Suzuki - Nutsmoto	5	11:12.980	<b>24.120</b>	0.767	79.40	<b>2:12.040</b>	4
10	19		6 Kevin LILLEY	Suzuki - T.C. Repair & Supply	5	11:14.700	<b>25.840</b>	1.720	79.20	<b>2:11.801</b>	5
11	5	R	2 Barry MANTELL	Suzuki - Swedish Car Connection	5	11:18.376	<b>29.516</b>	3.676	78.77	<b>2:14.127</b>	4
12	121	R	3 Roger MARSH	Suzuki -	5	11:30.563	<b>41.703</b>	12.187	77.38	<b>2:14.102</b>	3
13	52		7 Paul JOHNSTON	Suzuki - Epayme	5	11:32.266	<b>43.406</b>	1.703	77.19	<b>2:15.449</b>	5
14	56	R	4 Max NORFOLK	Suzuki - X Racing	5	11:35.866	<b>47.006</b>	3.600	76.79	<b>2:15.866</b>	5
15	27		8 Gabrielle BURNE	Suzuki - LS2 Helmets/Ravenol	5	11:36.003	<b>47.143</b>	0.137	76.78	<b>2:17.083</b>	5
16	7		9 Mark HAZELGROVE	Suzuki - Lynx Networks	5	11:36.172	<b>47.312</b>	0.169	76.76	<b>2:16.039</b>	4
17	30	R	5 Richard GOODE	Suzuki - Worcester Petroleum	5	11:40.804	<b>51.944</b>	4.632	76.25	<b>2:15.277</b>	2
18	33		10 Jack RUSSELL	Suzuki - Triple C Auto Body	5	11:47.534	<b>58.674</b>	6.730	75.53	<b>2:19.023</b>	5
19	51	R	6 Theo RUTTER	Suzuki -	5	11:47.809	<b>58.949</b>	0.275	75.50	<b>2:19.758</b>	3
20	169		11 Rob MILES	Suzuki - Ilkeston Printers/ Jtek Instruments	5	12:03.474	<b>1:14.614</b>	15.665	73.86	<b>2:22.457</b>	3
21	28	R	7 Dominic VEASEY	Suzuki -	5	12:05.211	<b>1:16.351</b>	1.737	73.68	<b>2:21.808</b>	5
22	73	R	8 Vince LEWIN	Suzuki -	5	12:06.507	<b>1:17.647</b>	1.296	73.55	<b>2:23.712</b>	3
23	77	R	9 David HOLMES	Suzuki - CFS Fabricat	5	12:11.718	<b>1:22.858</b>	5.211	73.03	<b>2:22.860</b>	5
24	92	R/J	10 Matt LAST	Suzuki - Beck & Pollitzer	5	12:17.383	<b>1:28.523</b>	5.665	72.47	<b>2:23.018</b>	5
25	20	R	11 Jose TOUCEDA	Suzuki - Cell2	5	12:23.166	<b>1:34.306</b>	5.783	71.90	<b>2:24.518</b>	5

NOT CLASSIFIED

DNF 50 Andrew LING Suzuki - 0

FASTEST LAP

87		Simon SCHUG	Suzuki - MAK Fencing/More Moto	2	2:08.529	83.15 mph	133.82 kph
15	J	Adam CROSS	Suzuki - G C Haulage	3	2:09.101	82.78 mph	133.23 kph
40	R	Paul WILBY	Suzuki - Nutsmoto	2	2:10.388	81.97 mph	131.92 kph

Weather / Track : Cloudy / Dry

These results are provisional until the conclusion of any judicial and technical matters.

Snetterton 300

Circuit Length = 2.9689 miles

Start: 17:58 Flag 18:09 End: 18:11

Clerk Of Course :

Timekeeper :

Results can be found at [www.tsl-timing.com](http://www.tsl-timing.com)

Printed - 18:11 Sunday, 23 June 2013





# BMCRC-MRO Championships 2013 - Snetterton 300 Rnd 5

## MRO Minitwins inc Juniors & Rookies

### RACE 22 - LAP CHART

LAP 1		
NO	BEHIND	LAP TIME

87		2:12.667
15	2.607	2:15.274
82	3.974	2:16.641
41	4.283	2:16.950
88	4.892	2:17.559
95	5.487	2:18.154
5	7.218	2:19.885
40	7.308	2:19.975
8	7.819	2:20.486
19	9.093	2:21.760
30	9.122	2:21.789
121	9.423	2:22.090
98	9.851	2:22.518
56	12.244	2:24.911
27	13.112	2:25.779
52	13.757	2:26.424
7	13.835	2:26.502
33	14.650	2:27.317
51	14.896	2:27.563
73	17.691	2:30.358
28	18.600	2:31.267
169	18.963	2:31.630
77	20.361	2:33.028
92	23.972	2:36.639
20	25.386	2:38.053

LAP 2		
NO	BEHIND	LAP TIME

87		2:08.529
15	3.762	2:09.684
82	6.953	2:11.508
41	7.867	2:12.113
88	8.570	2:12.207
95	8.663	2:11.705
40	9.167	2:10.388
8	13.214	2:13.924
5	13.317	2:14.628
98	15.037	2:13.715
19	15.087	2:14.523
121	15.300	2:14.406
30	15.870	2:15.277
52	23.319	2:18.091
27	23.334	2:18.751
56	23.873	2:20.158
7	23.972	2:18.666
51	26.962	2:20.595
33	27.955	2:21.834
73	33.997	2:24.835
169	34.093	2:23.659
28	35.470	2:25.399
77	38.019	2:26.187
92	43.157	2:27.714
20	44.882	2:28.025

LAP 3		
NO	BEHIND	LAP TIME

87		2:09.234
15	3.629	2:09.101
82	9.153	2:11.434
41	9.799	2:11.166
88	10.293	2:10.957

95	10.996	2:11.567
40	11.264	2:11.331
8	17.898	2:13.918
98	18.262	2:12.459
5	19.567	2:15.484
19	20.154	2:14.301
121	20.168	2:14.102
30	22.109	2:15.473
52	30.734	2:16.649
27	31.212	2:17.112
7	31.306	2:16.568
56	31.839	2:17.200
51	37.486	2:19.758
33	38.613	2:19.892
169	47.316	2:22.457
73	48.475	2:23.712
28	49.972	2:23.736
77	54.035	2:25.250
92	58.833	2:24.910
20	1:03.108	2:27.460

LAP 4		
NO	BEHIND	LAP TIME

87		2:08.671
15	4.064	2:09.106
82	11.234	2:10.752
41	11.546	2:10.418
88	11.928	2:10.306
95	12.767	2:10.442
40	13.063	2:10.470
8	21.506	2:12.279
98	21.631	2:12.040
19	23.798	2:12.315
5	25.023	2:14.127
30	31.393	2:17.955
121	35.637	2:24.140
52	37.716	2:15.653
7	38.674	2:16.039
27	39.819	2:17.278
56	40.899	2:17.731
51	48.901	2:20.086
33	49.410	2:19.468
169	1:01.902	2:23.257
73	1:03.568	2:23.764
28	1:04.302	2:23.001
77	1:09.757	2:24.393
92	1:15.264	2:25.102
20	1:19.547	2:25.110

LAP 5		
NO	BEHIND	LAP TIME

87		2:09.759
15	3.705	2:09.400
41	11.503	2:09.716
82	11.798	2:10.323
88	11.975	2:09.806
95	14.972	2:11.964
40	15.070	2:11.766
8	23.353	2:11.606
98	24.120	2:12.248
19	25.840	2:11.801
5	29.516	2:14.252
121	41.703	2:15.825
52	43.406	2:15.449

56	47.006	2:15.866
27	47.143	2:17.083
7	47.312	2:18.397
30	51.944	2:30.310
33	58.674	2:19.023
51	58.949	2:19.807
169	1:14.614	2:22.471
28	1:16.351	2:21.808
73	1:17.647	2:23.838
77	1:22.858	2:22.860
92	1:28.523	2:23.018
20	1:34.306	2:24.518

Weather / Track : Cloudy / Dry

Results can be found at [www.tsl-timing.com](http://www.tsl-timing.com)

Snetterton 300  
Circuit Length = 2.9689 miles  
Start: 17:58 Flag 18:09 End: 18:11

Printed - 18:13 Sunday, 23 June 2013

# BMCRC-MRO Championships 2013 - Snetterton 300 Rnd 5

## MRO Minitwins inc Juniors & Rookies

### RACE 22 - LAP ANALYSIS

DIFF = Difference To Personal Best Lap

<b>P1 87 Simon SCHUG</b>				
LAP	LAP TIME	DIFF	MPH	TIME OF DAY
1 -	2:12.667	4.138	80.56	18:00:57.137
2 -	<b>2:08.529 (1)</b>		<b>83.15</b>	<b>18:03:05.666</b>
3 -	2:09.234 (3)	0.705	82.70	18:05:14.900
4 -	2:08.671 (2)	0.142	83.06	18:07:23.571
5 -	2:09.759	1.230	82.36	18:09:33.330

<b>P2 15 Adam CROSS</b>				
LAP	LAP TIME	DIFF	MPH	TIME OF DAY
1 -	2:15.274	6.173	79.01	18:00:59.744
2 -	2:09.684	0.583	82.41	18:03:09.428
3 -	<b>2:09.101 (1)</b>		<b>82.78</b>	<b>18:05:18.529</b>
4 -	2:09.106 (2)	0.005	82.78	18:07:27.635
5 -	2:09.400 (3)	0.299	82.59	18:09:37.035

<b>P3 41 Luke HARRIS</b>				
LAP	LAP TIME	DIFF	MPH	TIME OF DAY
1 -	2:16.950	7.234	78.04	18:01:01.420
2 -	2:12.113	2.397	80.90	18:03:13.533
3 -	2:11.166 (3)	1.450	81.48	18:05:24.699
4 -	2:10.418 (2)	0.702	81.95	18:07:35.117
5 -	<b>2:09.716 (1)</b>		<b>82.39</b>	<b>18:09:44.833</b>

<b>P4 82 Matt HINNELLS</b>				
LAP	LAP TIME	DIFF	MPH	TIME OF DAY
1 -	2:16.641	6.318	78.22	18:01:01.111
2 -	2:11.508	1.185	81.27	18:03:12.619
3 -	2:11.434 (3)	1.111	81.31	18:05:24.053
4 -	2:10.752 (2)	0.429	81.74	18:07:34.805
5 -	<b>2:10.323 (1)</b>		<b>82.01</b>	<b>18:09:45.128</b>

<b>P5 88 Joe BUXTON</b>				
LAP	LAP TIME	DIFF	MPH	TIME OF DAY
1 -	2:17.559	7.753	77.69	18:01:02.029
2 -	2:12.207	2.401	80.84	18:03:14.236
3 -	2:10.957 (3)	1.151	81.61	18:05:25.193
4 -	2:10.306 (2)	0.500	82.02	18:07:35.499
5 -	<b>2:09.806 (1)</b>		<b>82.33</b>	<b>18:09:45.305</b>

<b>P6 95 Grant ROBERTSON</b>				
LAP	LAP TIME	DIFF	MPH	TIME OF DAY
1 -	2:18.154	7.712	77.36	18:01:02.624
2 -	2:11.705 (3)	1.263	81.15	18:03:14.329
3 -	2:11.567 (2)	1.125	81.23	18:05:25.896
4 -	<b>2:10.442 (1)</b>		<b>81.93</b>	<b>18:07:36.338</b>
5 -	2:11.964	1.522	80.99	18:09:48.302

<b>P7 40 Paul WILBY</b>				
LAP	LAP TIME	DIFF	MPH	TIME OF DAY
1 -	2:19.975	9.587	76.35	18:01:04.445
2 -	<b>2:10.388 (1)</b>		<b>81.97</b>	<b>18:03:14.833</b>
3 -	2:11.331 (3)	0.943	81.38	18:05:26.164
4 -	2:10.470 (2)	0.082	81.91	18:07:36.634
5 -	2:11.766	1.378	81.11	18:09:48.400

DIFF = Difference To Personal Best Lap

<b>P8 8 Gerrard SPEAR</b>				
LAP	LAP TIME	DIFF	MPH	TIME OF DAY
1 -	2:20.486	8.880	76.07	18:01:04.956
2 -	2:13.924	2.318	79.80	18:03:18.880
3 -	2:13.918 (3)	2.312	79.81	18:05:32.798
4 -	2:12.279 (2)	0.673	80.79	18:07:45.077
5 -	<b>2:11.606 (1)</b>		<b>81.21</b>	<b>18:09:56.683</b>

<b>P9 98 Steve TOPPING</b>				
LAP	LAP TIME	DIFF	MPH	TIME OF DAY
1 -	2:22.518	10.478	74.99	18:01:06.988
2 -	2:13.715	1.675	79.93	18:03:20.703
3 -	2:12.459 (3)	0.419	80.68	18:05:33.162
4 -	<b>2:12.040 (1)</b>		<b>80.94</b>	<b>18:07:45.202</b>
5 -	2:12.248 (2)	0.208	80.81	18:09:57.450

<b>P10 19 Kevin LILLEY</b>				
LAP	LAP TIME	DIFF	MPH	TIME OF DAY
1 -	2:21.760	9.959	75.39	18:01:06.230
2 -	2:14.523	2.722	79.45	18:03:20.753
3 -	2:14.301 (3)	2.500	79.58	18:05:35.054
4 -	2:12.315 (2)	0.514	80.77	18:07:47.369
5 -	<b>2:11.801 (1)</b>		<b>81.09</b>	<b>18:09:59.170</b>

<b>P11 5 Barry MANTELL</b>				
LAP	LAP TIME	DIFF	MPH	TIME OF DAY
1 -	2:19.885	5.758	76.40	18:01:04.355
2 -	2:14.628 (3)	0.501	79.38	18:03:18.983
3 -	2:15.484	1.357	78.88	18:05:34.467
4 -	<b>2:14.127 (1)</b>		<b>79.68</b>	<b>18:07:48.594</b>
5 -	2:14.252 (2)	0.125	79.61	18:10:02.846

<b>P12 121 Roger MARSH</b>				
LAP	LAP TIME	DIFF	MPH	TIME OF DAY
1 -	2:22.090	7.988	75.22	18:01:06.560
2 -	2:14.406 (2)	0.304	79.52	18:03:20.966
3 -	<b>2:14.102 (1)</b>		<b>79.70</b>	<b>18:05:35.068</b>
4 -	2:24.140	10.038	74.15	18:07:59.208
5 -	2:15.825 (3)	1.723	78.69	18:10:15.033

<b>P13 52 Paul JOHNSTON</b>				
LAP	LAP TIME	DIFF	MPH	TIME OF DAY
1 -	2:26.424	10.975	72.99	18:01:10.894
2 -	2:18.091	2.642	77.39	18:03:28.985
3 -	2:16.649 (3)	1.200	78.21	18:05:45.634
4 -	2:15.653 (2)	0.204	78.78	18:08:01.287
5 -	<b>2:15.449 (1)</b>		<b>78.90</b>	<b>18:10:16.736</b>

<b>P14 56 Max NORFOLK</b>				
LAP	LAP TIME	DIFF	MPH	TIME OF DAY
1 -	2:24.911	9.045	73.75	18:01:09.381
2 -	2:20.158	4.292	76.25	18:03:29.539
3 -	2:17.200 (2)	1.334	77.90	18:05:46.739
4 -	2:17.731 (3)	1.865	77.60	18:08:04.470
5 -	<b>2:15.866 (1)</b>		<b>78.66</b>	<b>18:10:20.336</b>

Weather / Track : Cloudy / Dry

Snetterton 300  
Circuit Length = 2.9689 miles  
Start: 17:58 Flag 18:09 End: 18:11

# BMCRC-MRO Championships 2013 - Snetterton 300 Rnd 5

## MRO Minitwins inc Juniors & Rookies

### RACE 22 - LAP ANALYSIS

DIFF = Difference To Personal Best Lap

<b>P15 27 Gabrielle BURNE</b>				
LAP	LAP TIME	DIFF	MPH	TIME OF DAY
1 -	2:25.779	8.696	73.31	18:01:10.249
2 -	2:18.751	1.668	77.03	18:03:29.000
3 -	2:17.112 (2)	0.029	77.95	18:05:46.112
4 -	2:17.278 (3)	0.195	77.85	18:08:03.390
5 -	<b>2:17.083 (1)</b>		<b>77.96</b>	<b>18:10:20.473</b>

<b>P16 7 Mark HAZELGROVE</b>				
LAP	LAP TIME	DIFF	MPH	TIME OF DAY
1 -	2:26.502	10.463	72.95	18:01:10.972
2 -	2:18.666	2.627	77.07	18:03:29.638
3 -	2:16.568 (2)	0.529	78.26	18:05:46.206
4 -	<b>2:16.039 (1)</b>		<b>78.56</b>	<b>18:08:02.245</b>
5 -	2:18.397 (3)	2.358	77.22	18:10:20.642

<b>P17 30 Richard GOODE</b>				
LAP	LAP TIME	DIFF	MPH	TIME OF DAY
1 -	2:21.789	6.512	75.38	18:01:06.259
2 -	<b>2:15.277 (1)</b>		<b>79.00</b>	<b>18:03:21.536</b>
3 -	2:15.473 (2)	0.196	78.89	18:05:37.009
4 -	2:17.955 (3)	2.678	77.47	18:07:54.964
5 -	2:30.310	15.033	71.10	18:10:25.274

<b>P18 33 Jack RUSSELL</b>				
LAP	LAP TIME	DIFF	MPH	TIME OF DAY
1 -	2:27.317	8.294	72.55	18:01:11.787
2 -	2:21.834	2.811	75.35	18:03:33.621
3 -	2:19.892 (3)	0.869	76.40	18:05:53.513
4 -	2:19.468 (2)	0.445	76.63	18:08:12.981
5 -	<b>2:19.023 (1)</b>		<b>76.87</b>	<b>18:10:32.004</b>

<b>P19 51 Theo RUTTER</b>				
LAP	LAP TIME	DIFF	MPH	TIME OF DAY
1 -	2:27.563	7.805	72.43	18:01:12.033
2 -	2:20.595	0.837	76.02	18:03:32.628
3 -	<b>2:19.758 (1)</b>		<b>76.47</b>	<b>18:05:52.386</b>
4 -	2:20.086 (3)	0.328	76.29	18:08:12.472
5 -	2:19.807 (2)	0.049	76.44	18:10:32.279

<b>P20 169 Rob MILES</b>				
LAP	LAP TIME	DIFF	MPH	TIME OF DAY
1 -	2:31.630	9.173	70.48	18:01:16.100
2 -	2:23.659	1.202	74.39	18:03:39.759
3 -	<b>2:22.457 (1)</b>		<b>75.02</b>	<b>18:06:02.216</b>
4 -	2:23.257 (3)	0.800	74.60	18:08:25.473
5 -	2:22.471 (2)	0.014	75.01	18:10:47.944

<b>P21 28 Dominic VEASEY</b>				
LAP	LAP TIME	DIFF	MPH	TIME OF DAY
1 -	2:31.267	9.459	70.65	18:01:15.737
2 -	2:25.399	3.591	73.50	18:03:41.136
3 -	2:23.736 (3)	1.928	74.35	18:06:04.872
4 -	2:23.001 (2)	1.193	74.74	18:08:27.873
5 -	<b>2:21.808 (1)</b>		<b>75.37</b>	<b>18:10:49.681</b>

DIFF = Difference To Personal Best Lap

<b>P22 73 Vince LEWIN</b>				
LAP	LAP TIME	DIFF	MPH	TIME OF DAY
1 -	2:30.358	6.646	71.08	18:01:14.828
2 -	2:24.835	1.123	73.79	18:03:39.663
3 -	<b>2:23.712 (1)</b>		<b>74.37</b>	<b>18:06:03.375</b>
4 -	2:23.764 (2)	0.052	74.34	18:08:27.139
5 -	2:23.838 (3)	0.126	74.30	18:10:50.977

<b>P23 77 David HOLMES</b>				
LAP	LAP TIME	DIFF	MPH	TIME OF DAY
1 -	2:33.028	10.168	69.84	18:01:17.498
2 -	2:26.187	3.327	73.11	18:03:43.685
3 -	2:25.250 (3)	2.390	73.58	18:06:08.935
4 -	2:24.393 (2)	1.533	74.02	18:08:33.328
5 -	<b>2:22.860 (1)</b>		<b>74.81</b>	<b>18:10:56.188</b>

<b>P24 92 Matt LAST</b>				
LAP	LAP TIME	DIFF	MPH	TIME OF DAY
1 -	2:36.639	13.621	68.23	18:01:21.109
2 -	2:27.714	4.696	72.35	18:03:48.823
3 -	2:24.910 (2)	1.892	73.75	18:06:13.733
4 -	2:25.102 (3)	2.084	73.65	18:08:38.835
5 -	<b>2:23.018 (1)</b>		<b>74.73</b>	<b>18:11:01.853</b>

<b>P25 20 Jose TOUCEDA</b>				
LAP	LAP TIME	DIFF	MPH	TIME OF DAY
1 -	2:38.053	13.535	67.62	18:01:22.523
2 -	2:28.025	3.507	72.20	18:03:50.548
3 -	2:27.460 (3)	2.942	72.48	18:06:18.008
4 -	2:25.110 (2)	0.592	73.65	18:08:43.118
5 -	<b>2:24.518 (1)</b>		<b>73.95</b>	<b>18:11:07.636</b>

Weather / Track : Cloudy / Dry

Snetterton 300  
Circuit Length = 2.9689 miles  
Start: 17:58 Flag 18:09 End: 18:11



# National Junior Cup

**Snetterton 300**

**21<sup>st</sup> – 23<sup>rd</sup> June 2013**



Results Provided by Timing Solutions Ltd  
[www.tsl-timing.com](http://www.tsl-timing.com)

# BMCRC-MRO Championships 2013 - Snetterton 300 Rnd 5

## Rapid Solicitors National Junior Cup

### QUALIFYING 1 - CLASSIFICATION



POS	NO	CL	PIC NAME	ENTRY	TIME	ON	LAPS	GAP	DIFF	MPH
1	12	1	Thomas LODGE	Kawasaki - Earnshaws	2:17.402	3	5			77.78
2	35	2	Stefan HILL	Kawasaki - Astro Van Centre	2:19.094	3	5	1.692	1.692	76.84
3	2	3	Max ALEXANDER	Kawasaki - Clydebank Oil/Willis school of Motoring	2:19.838	5	5	2.436	0.744	76.43
4	99	4	Callum GRIGOR	Kawasaki - Vale Livestock co.	2:19.965	5	6	2.563	0.127	76.36
5	4	5	Lou VALLELEY	Kawasaki - Motorcycle Junction	2:20.901	5	5	3.499	0.936	75.85
6	65	6	Loris HUNT	Kawasaki -	2:22.713	4	5	5.311	1.812	74.89
7	20	7	Joel MARKLUND	Kawasaki -	2:22.905	5	5	5.503	0.192	74.79
8	32	8	Mark PIPER	Kawasaki -	2:26.628	4	5	9.226	3.723	72.89
9	22	9	Owen CHISLETT BRUCE	Kawasaki - New Forest Chimney	2:34.766	4	5	17.364	8.138	69.05
10	111	10	Ryan FOLKES	Metrakit -	2:37.179	5	5	19.777	2.413	67.99

Weather / Track : Cloudy / Dry

These results are provisional until the conclusion of any judicial and technical matters.

Snetterton 300

Circuit Length = 2.9689 miles

Start: 16:30 Flag 16:42 End: 16:45

Clerk Of Course :	Timekeeper :
-------------------	--------------

Results can be found at [www.tsl-timing.com](http://www.tsl-timing.com)

Printed - 16:50 Friday, 21 June 2013



# BMCRC-MRO Championships 2013 - Snetterton 300 Rnd 5

## Rapid Solicitors National Junior Cup

### QUALIFYING 1 - LAP ANALYSIS

DIFF = Difference To Personal Best Lap

P1 12 Thomas LODGE				
LAP	LAP TIME	DIFF	MPH	TIME OF DAY
1 -	2:22.787	5.385	74.85	16:33:04.285
2 -	2:17.553 (2)	0.151	77.70	16:35:21.838
3 -	<b>2:17.402 (1)</b>		<b>77.78</b>	<b>16:37:39.240</b>
4 -	2:41.302 P	23.900	66.26	16:40:20.542
5 -	2:29.503	12.101	71.49	16:42:50.045

P2 35 Stefan HILL				
LAP	LAP TIME	DIFF	MPH	TIME OF DAY
1 -	2:24.946	5.852	73.73	16:33:12.517
2 -	2:20.152	1.058	76.26	16:35:32.669
3 -	<b>2:19.094 (1)</b>		<b>76.84</b>	<b>16:37:51.763</b>
4 -	2:19.953 (3)	0.859	76.36	16:40:11.716
5 -	2:19.343 (2)	0.249	76.70	16:42:31.059

P3 2 Max ALEXANDER				
LAP	LAP TIME	DIFF	MPH	TIME OF DAY
1 -	3:04.993	45.155	57.77	16:33:48.044
2 -	2:22.027	2.189	75.25	16:36:10.071
3 -	2:20.067 (3)	0.229	76.30	16:38:30.138
4 -	2:19.881 (2)	0.043	76.40	16:40:50.019
5 -	<b>2:19.838 (1)</b>		<b>76.43</b>	<b>16:43:09.857</b>

P4 99 Callum GRIGOR				
LAP	LAP TIME	DIFF	MPH	TIME OF DAY
1 -	2:25.875	5.910	73.26	16:33:12.857
2 -	2:20.478 (3)	0.513	76.08	16:35:33.335
3 -	2:20.390 (2)	0.425	76.13	16:37:53.725
4 -	2:21.486	1.521	75.54	16:40:15.211
5 -	<b>2:19.965 (1)</b>		<b>76.36</b>	<b>16:42:35.176</b>
6 -	2:21.352	1.387	75.61	16:44:56.528

P5 4 Lou VALLELEY				
LAP	LAP TIME	DIFF	MPH	TIME OF DAY
1 -	2:27.441	6.540	72.49	16:33:34.533
2 -	2:28.173	7.272	72.13	16:36:02.706
3 -	2:23.251 (2)	2.350	74.61	16:38:25.957
4 -	2:24.960 (3)	4.059	73.73	16:40:50.917
5 -	<b>2:20.901 (1)</b>		<b>75.85</b>	<b>16:43:11.818</b>

P6 65 Loris HUNT				
LAP	LAP TIME	DIFF	MPH	TIME OF DAY
1 -	2:30.728	8.015	70.90	16:33:16.139
2 -	2:23.404 (3)	0.691	74.53	16:35:39.543
3 -	2:22.814 (2)	0.101	74.83	16:38:02.357
4 -	<b>2:22.713 (1)</b>		<b>74.89</b>	<b>16:40:25.070</b>
5 -	2:39.882	17.169	66.84	16:43:04.952

P7 20 Joel MARKLUND				
LAP	LAP TIME	DIFF	MPH	TIME OF DAY
1 -	2:33.733	10.828	69.52	16:33:41.804
2 -	2:26.826	3.921	72.79	16:36:08.630
3 -	2:24.136 (3)	1.231	74.15	16:38:32.766
4 -	2:23.900 (2)	0.995	74.27	16:40:56.666
5 -	<b>2:22.905 (1)</b>		<b>74.79</b>	<b>16:43:19.571</b>

DIFF = Difference To Personal Best Lap

P8 32 Mark PIPER				
LAP	LAP TIME	DIFF	MPH	TIME OF DAY
1 -	2:31.486	4.858	70.55	16:33:17.156
2 -	2:29.299	2.671	71.58	16:35:46.455
3 -	2:27.437 (3)	0.809	72.49	16:38:13.892
4 -	<b>2:26.628 (1)</b>		<b>72.89</b>	<b>16:40:40.520</b>
5 -	2:26.960 (2)	0.332	72.72	16:43:07.480

P9 22 Owen CHISLETT BRUCE				
LAP	LAP TIME	DIFF	MPH	TIME OF DAY
1 -	2:39.569	4.803	66.98	16:33:46.393
2 -	2:35.522 (3)	0.756	68.72	16:36:21.915
3 -	2:36.622	1.856	68.24	16:38:58.537
4 -	<b>2:34.766 (1)</b>		<b>69.05</b>	<b>16:41:33.303</b>
5 -	2:35.433 (2)	0.667	68.76	16:44:08.736

P10 111 Ryan FOLKES				
LAP	LAP TIME	DIFF	MPH	TIME OF DAY
1 -	2:44.253	7.074	65.07	16:33:35.063
2 -	2:39.279 (3)	2.100	67.10	16:36:14.342
3 -	2:39.485	2.306	67.01	16:38:53.827
4 -	2:39.049 (2)	1.870	67.19	16:41:32.876
5 -	<b>2:37.179 (1)</b>		<b>67.99</b>	<b>16:44:10.055</b>

Weather / Track : Cloudy / Dry

Snetterton 300  
Circuit Length = 2.9689 miles  
Start: 16:30 Flag 16:42 End: 16:45

Results can be found at [www.tsl-timing.com](http://www.tsl-timing.com)

Printed - 16:51 Friday, 21 June 2013

# BMCRC-MRO Championships 2013 - Snetterton 300 Rnd 5

## Rapid Solicitors National Junior Cup

### QUALIFYING 2 - CLASSIFICATION



POS	NO	CL	PIC NAME	NAT	ENTRY	TIME	ON	LAPS	GAP	DIFF	MPH
1	17	1	Carl STEVENS		Kawasaki - Gizmo Galaxy	2:46.338	5	5			64.25
2	11	3	Reece GUYETT		Kawasaki - Rose MOT Centre	3:04.007	1	1	17.669	17.669	58.08

GRIDS TO BE BASED ON ALTERNATE POSITIONS FROM EACH QUALIFYING AS PER FINAL INSTRUCTIONS

Weather / Track : Rain / Wet

These results are provisional until the conclusion of any judicial and technical matters.

Snetterton 300

Circuit Length = 2.9689 miles

Start: 08:59 Flag 09:14 End: 09:17

Clerk Of Course :		Timekeeper :
-------------------	--	--------------

Results can be found at [www.tsl-timing.com](http://www.tsl-timing.com)

Printed - 09:23 Saturday, 22 June 2013



# BMCRC-MRO Championships 2013 - Snetterton 300 Rnd 5

## Rapid Solicitors National Junior Cup

### QUALIFYING 2 - LAP ANALYSIS

DIFF = Difference To Personal Best Lap

<b>P1 17 Carl STEVENS</b>				
LAP	LAP TIME	DIFF	MPH	TIME OF DAY
1 -	3:02.851	16.513	58.45	09:03:27.864
2 -	2:51.867	5.529	62.18	09:06:19.731
3 -	2:50.129 (3)	3.791	62.82	09:09:09.860
4 -	2:47.440 (2)	1.102	63.83	09:11:57.300
5 -	<b>2:46.338 (1)</b>		<b>64.25</b>	<b>09:14:43.638</b>

<b>P2 11 Reece GUYETT</b>				
LAP	LAP TIME	DIFF	MPH	TIME OF DAY
1 -	<b>3:04.007 (1)</b>		<b>58.08</b>	<b>09:03:03.065</b>




# BMCRC-MRO Championships 2013 - Snetterton 300 Rnd 5

## Rapid Solicitors National Junior Cup

### RACE 4 - GRID



ROW 3	12   111 Ryan FOLKES	11   22 Owen CHISLETT BRUCE	10   32 Mark PIPER	9   20 Joel MARKLUND
ROW 2	8   65 Loris HUNT	7   4 Lou VALLELEY	6   99 Callum GRIGOR	5   2 Max ALEXANDER
ROW 1	4   11 Reece GUYETT	3   35 Stefan HILL	2   17 Carl STEVENS	1   12 Thomas LODGE
<b>Pole</b>				



Snetterton 300  
Circuit Length = 2.9689 miles

These results are provisional until the conclusion of any judicial and technical matters.

Clerk Of Course :		Timekeeper :
-------------------	--	--------------

Results can be found at [www.tsl-timing.com](http://www.tsl-timing.com)

Printed - 10:06 Saturday, 22 June 2013



# BMCRC-MRO Championships 2013 - Snetterton 300 Rnd 5

## Rapid Solicitors National Junior Cup

### RACE 11 - CLASSIFICATION



POS	NO	CL	PIC NAME	ENTRY	LAPS	TIME	GAP	DIFF	MPH	BEST	ON
1	35	1	Stefan HILL	Kawasaki - Astro Van Centre	5	13:19.160			66.87	2:17.870	5
2	99	2	Callum GRIGOR	Kawasaki - Vale Livestock co.	5	13:19.277	0.117	0.117	66.86	2:17.828	5
3	12	3	Thomas LODGE	Kawasaki - Earnshaws	5	13:34.556	15.396	15.279	65.60	2:21.798	5
4	17	4	Carl STEVENS	Kawasaki - Gizmo Galaxy	5	13:44.739	25.579	10.183	64.79	2:23.053	3
5	2	5	Max ALEXANDER	Kawasaki - Clydebank Oil/Willis school of Motoring	4	11:27.373	1 Lap	1 Lap	62.19	2:25.622	2
6	20	6	Joel MARKLUND	Kawasaki -	4	11:34.384	1 Lap	7.011	61.56	2:26.934	3
7	32	7	Mark PIPER	Kawasaki -	4	11:43.354	1 Lap	8.970	60.78	2:28.728	4
8	4	8	Lou VALLELEY	Kawasaki - Motorcycle Junction	4	11:44.787	1 Lap	1.433	60.65	2:30.264	4
9	65	9	Loris HUNT	Kawasaki -	4	11:44.923	1 Lap	0.136	60.64	2:29.417	3
10	11	10	Reece GUYETT	Kawasaki - Rose MOT Centre	4	12:28.133	1 Lap	43.210	57.14	2:40.060	4
11	111	11	Ryan FOLKES	Metrakit -	4	12:28.217	1 Lap	0.084	57.13	2:40.056	4
12	22	12	Owen CHISLETT BRUCE	Kawasaki - New Forest Chimney	4	12:28.605	1 Lap	0.388	57.10	2:42.164	2

#### FASTEST LAP

99	Callum GRIGOR	Kawasaki - Vale Livestock co.	5	2:17.828	77.54 mph	124.79 kph
----	---------------	-------------------------------	---	----------	-----------	------------

Weather / Track : Cloudy / Damp

These results are provisional until the conclusion of any judicial and technical matters.

Snetterton 300

Circuit Length = 2.9689 miles

Start: 15:39 Flag 15:50 End: 15:53

Clerk Of Course :	Timekeeper :
-------------------	--------------

Results can be found at [www.tsl-timing.com](http://www.tsl-timing.com)

Printed - 15:57 Saturday, 22 June 2013



# BMCRC-MRO Championships 2013 - Snetterton 300 Rnd 5

## Rapid Solicitors National Junior Cup

### RACE 11 - LAP CHART

LAP 1		
NO	BEHIND	LAP TIME

98		2:23.160
69	1.864	2:25.024
45	2.445	2:25.605
14	2.517	2:25.677
1	2.603	2:25.763
25	5.789	2:28.949
6	7.782	2:30.942
55	9.058	2:32.218
76	9.919	2:33.079
74	10.321	2:33.481
41	11.863	2:35.023
52	11.906	2:35.066
68	18.004	2:41.164
4	19.048	2:42.208
72	20.800	2:43.960
15	25.209	2:48.369
42	26.202	2:49.362
59	26.633	2:49.793
100	35.198	2:58.358
35	1:37.921	4:01.081
99	1:38.605	4:01.765
12	1:39.448	4:02.608
2	1:42.156	4:05.316
17	1:43.333	4:06.493
4	1:47.114	4:10.274
20	1:47.308	4:10.468
32	1:50.874	4:14.034
65	1:51.318	4:14.478
22	1:56.384	4:19.544
11	1:58.709	4:21.869
111	2:01.389	4:24.549

LAP 2		
NO	BEHIND	LAP TIME

98		2:15.213
1	4.432	2:17.042
69	5.120	2:18.469
14	6.029	2:18.725
45	8.867	2:21.635
25	10.215	2:19.639
6	17.689	2:25.120
55	18.708	2:24.863
76	19.173	2:24.467
74	19.736	2:24.628
52	25.413	2:28.720
41	25.863	2:29.213
68	35.745	2:32.954
4	36.933	2:33.098
42	49.182	2:38.193
15	53.516	2:43.520
59	1:01.324	2:49.904
100	1:12.423	2:52.438
35	1:43.470	2:20.762
99	1:43.735	2:20.343
12	1:47.486	2:23.251
2	1:52.565	2:25.622
17	1:52.841	2:24.721
20	2:00.892	2:28.797
4	2:04.515	2:32.614
65	2:05.804	2:29.699
32	2:06.449	2:30.788

LAP 3		
NO	BEHIND	LAP TIME

98		2:15.645
1	5.717	2:16.930
22	1 Lap	2:42.164
14	8.054	2:17.670
69	8.455	2:18.980
45	11.704	2:18.482
11	1 Lap	2:44.634
111	1 Lap	2:42.129
25	12.751	2:18.181
6	26.264	2:24.220
76	27.825	2:24.297
55	27.905	2:24.842
74	28.854	2:24.763
52	37.554	2:27.786
41	37.884	2:27.666
4	52.251	2:30.963
68	52.288	2:32.188
42	1:09.611	2:36.074
15	1:23.826	2:45.955
100	1:47.050	2:50.272
35	1:47.425	2:19.600
99	1:47.667	2:19.577
12	1:55.437	2:23.596
17	2:00.249	2:23.053
2	2:04.785	2:27.865
20	2:12.181	2:26.934

LAP 4		
NO	BEHIND	LAP TIME

98		2:14.176
65	1 Lap	2:29.417
4	1 Lap	2:31.635
32	1 Lap	2:29.804
1	7.782	2:16.241
14	10.097	2:16.219
69	12.769	2:18.490
25	16.563	2:17.988
45	16.661	2:19.133
6	35.456	2:23.368
22	1 Lap	2:43.923
76	39.048	2:25.399
55	39.186	2:25.457
74	39.450	2:24.772
11	1 Lap	2:41.570
111	1 Lap	2:41.483
52	51.489	2:28.111
41	51.535	2:27.827
68	1:08.096	2:29.984
4	1:08.241	2:30.166
42	1:29.893	2:34.458
35	1:53.096	2:19.847
99	1:53.255	2:19.764
15	1:56.052	2:46.402
12	2:04.564	2:23.303
17	2:11.086	2:25.013

LAP 5		
NO	BEHIND	LAP TIME

98		2:18.146
2	1 Lap	2:28.570
100	1 Lap	2:46.378

1	6.390	2:16.754
20	1 Lap	2:28.185
14	9.396	2:17.445
69	13.384	2:18.761
25	16.534	2:18.117
32	1 Lap	2:28.728
4	1 Lap	2:30.264
65	1 Lap	2:31.329
45	19.413	2:20.898
6	40.045	2:22.735
55	47.314	2:26.274
76	47.686	2:26.784
74	48.096	2:26.792
52	1:01.120	2:27.777
11	1 Lap	2:40.060
111	1 Lap	2:40.056
22	1 Lap	2:42.974
41	1:02.357	2:28.968
68	1:19.151	2:29.201
4	1:19.743	2:29.648
42	1:45.572	2:33.825
35	1:52.820	2:17.870
99	1:52.937	2:17.828
12	2:08.216	2:21.798
17	2:18.399	2:25.459
15	2:23.817	2:45.911

Weather / Track : Cloudy / Damp

Results can be found at [www.tsl-timing.com](http://www.tsl-timing.com)

Snetterton 300  
Circuit Length = 2.9689 miles  
Start: 15:39 Flag 15:50 End: 15:53

Printed - 16:03 Saturday, 22 June 2013

# BMCRC-MRO Championships 2013 - Snetterton 300 Rnd 5

## Rapid Solicitors National Junior Cup

### RACE 11 - LAP ANALYSIS

DIFF = Difference To Personal Best Lap

<b>P1 35 Stefan HILL</b>				
LAP	LAP TIME	DIFF	MPH	TIME OF DAY
1 -	4:01.081	1:43.211	44.33	15:43:23.594
2 -	2:20.762	2.892	75.93	15:45:44.356
3 -	2:19.600 (2)	1.730	76.56	15:48:03.956
4 -	2:19.847 (3)	1.977	76.42	15:50:23.803
5 -	<b>2:17.870 (1)</b>		<b>77.52</b>	<b>15:52:41.673</b>

<b>P2 99 Callum GRIGOR</b>				
LAP	LAP TIME	DIFF	MPH	TIME OF DAY
1 -	4:01.765	1:43.937	44.20	15:43:24.278
2 -	2:20.343	2.515	76.15	15:45:44.621
3 -	2:19.577 (2)	1.749	76.57	15:48:04.198
4 -	2:19.764 (3)	1.936	76.47	15:50:23.962
5 -	<b>2:17.828 (1)</b>		<b>77.54</b>	<b>15:52:41.790</b>

<b>P3 12 Thomas LODGE</b>				
LAP	LAP TIME	DIFF	MPH	TIME OF DAY
1 -	4:02.608	1:40.810	44.05	15:43:25.121
2 -	2:23.251 (2)	1.453	74.61	15:45:48.372
3 -	2:23.596	1.798	74.43	15:48:11.968
4 -	2:23.303 (3)	1.505	74.58	15:50:35.271
5 -	<b>2:21.798 (1)</b>		<b>75.37</b>	<b>15:52:57.069</b>

<b>P4 17 Carl STEVENS</b>				
LAP	LAP TIME	DIFF	MPH	TIME OF DAY
1 -	4:06.493	1:43.440	43.36	15:43:29.006
2 -	2:24.721 (2)	1.668	73.85	15:45:53.727
3 -	<b>2:23.053 (1)</b>		<b>74.71</b>	<b>15:48:16.780</b>
4 -	2:25.013 (3)	1.960	73.70	15:50:41.793
5 -	2:25.459	2.406	73.47	15:53:07.252

<b>P5 2 Max ALEXANDER</b>				
LAP	LAP TIME	DIFF	MPH	TIME OF DAY
1 -	4:05.316	1:39.694	43.56	15:43:27.829
2 -	<b>2:25.622 (1)</b>		<b>73.39</b>	<b>15:45:53.451</b>
3 -	2:27.865 (2)	2.243	72.28	15:48:21.316
4 -	2:28.570 (3)	2.948	71.93	15:50:49.886

<b>P6 20 Joel MARKLUND</b>				
LAP	LAP TIME	DIFF	MPH	TIME OF DAY
1 -	4:10.468	1:43.534	42.67	15:43:32.981
2 -	2:28.797 (3)	1.863	71.82	15:46:01.778
3 -	<b>2:26.934 (1)</b>		<b>72.74</b>	<b>15:48:28.712</b>
4 -	2:28.185 (2)	1.251	72.12	15:50:56.897

<b>P7 32 Mark PIPER</b>				
LAP	LAP TIME	DIFF	MPH	TIME OF DAY
1 -	4:14.034	1:45.306	42.07	15:43:36.547
2 -	2:30.788 (3)	2.060	70.88	15:46:07.335
3 -	2:29.804 (2)	1.076	71.34	15:48:37.139
4 -	<b>2:28.728 (1)</b>		<b>71.86</b>	<b>15:51:05.867</b>

<b>P8 4 Lou VALLELEY</b>				
LAP	LAP TIME	DIFF	MPH	TIME OF DAY
1 -	4:10.274	1:40.010	42.70	15:43:32.787
2 -	2:32.614 (3)	2.350	70.03	15:46:05.401

DIFF = Difference To Personal Best Lap

3 -	2:31.635 (2)	1.371	70.48	15:48:37.036
4 -	<b>2:30.264 (1)</b>		<b>71.12</b>	<b>15:51:07.300</b>

<b>P9 65 Loris HUNT</b>				
LAP	LAP TIME	DIFF	MPH	TIME OF DAY
1 -	4:14.478	1:45.061	41.99	15:43:36.991
2 -	2:29.699 (2)	0.282	71.39	15:46:06.690
3 -	<b>2:29.417 (1)</b>		<b>71.53</b>	<b>15:48:36.107</b>
4 -	2:31.329 (3)	1.912	70.62	15:51:07.436

<b>P10 11 Reece GUYETT</b>				
LAP	LAP TIME	DIFF	MPH	TIME OF DAY
1 -	4:21.869	1:41.809	40.81	15:43:44.382
2 -	2:44.634 (3)	4.574	64.92	15:46:29.016
3 -	2:41.570 (2)	1.510	66.15	15:49:10.586
4 -	<b>2:40.060 (1)</b>		<b>66.77</b>	<b>15:51:50.646</b>

<b>P11 111 Ryan FOLKES</b>				
LAP	LAP TIME	DIFF	MPH	TIME OF DAY
1 -	4:24.549	1:44.493	40.40	15:43:47.062
2 -	2:42.129 (3)	2.073	65.92	15:46:29.191
3 -	2:41.483 (2)	1.427	66.18	15:49:10.674
4 -	<b>2:40.056 (1)</b>		<b>66.77</b>	<b>15:51:50.730</b>

<b>P12 22 Owen CHISLETT BRUCE</b>				
LAP	LAP TIME	DIFF	MPH	TIME OF DAY
1 -	4:19.544	1:37.380	41.18	15:43:42.057
2 -	<b>2:42.164 (1)</b>		<b>65.90</b>	<b>15:46:24.221</b>
3 -	2:43.923 (3)	1.759	65.20	15:49:08.144
4 -	2:42.974 (2)	0.810	65.58	15:51:51.118

Weather / Track : Cloudy / Damp

Results can be found at [www.tsl-timing.com](http://www.tsl-timing.com)

Snetterton 300  
Circuit Length = 2.9689 miles  
Start: 15:39 Flag 15:50 End: 15:53

Printed - 16:14 Saturday, 22 June 2013


BMCRC-MRO Championships 2013 - Snetterton 300 Rnd 5

Rapid Solicitors National Junior Cup

RACE 14 - GRID



ROW 3	12   22 Owen CHISLETT BRUCE	11   111 Ryan FOLKES	10   11 Reece GUYETT	9   65 Loris HUNT
ROW 2	8   4 Lou VALLELEY	7   32 Mark PIPER	6   20 Joel MARKLUND	5   2 Max ALEXANDER
ROW 1	4   17 Carl STEVENS	3   12 Thomas LODGE	2   99 Callum GRIGOR	1   35 Stefan HILL
<b>Pole</b>				



Snetterton 300  
Circuit Length = 2.9689 miles

These results are provisional until the conclusion of any judicial and technical matters.

Clerk Of Course :		Timekeeper :
-------------------	--	--------------

Results can be found at [www.tsl-timing.com](http://www.tsl-timing.com)

Printed - 16:09 Saturday, 22 June 2013



# BMCRC-MRO Championships 2013 - Snetterton 300 Rnd 5

## Rapid Solicitors National Junior Cup

### RACE 14 - CLASSIFICATION



POS	NO	NAME	ENTRY	LAPS	TIME	GAP	DIFF	MPH	BEST	ON
1	99	Callum GRIGOR	Kawasaki - Vale Livestock co.	5	11:46.448			75.64	2:19.214	5
2	2	Max ALEXANDER	Kawasaki - Clydebank Oil/Willis school of Motoring	5	11:46.479	0.031	0.031	75.64	2:18.539	5
3	12	Thomas LODGE	Kawasaki - Earnshaws	5	11:49.083	2.635	2.604	75.36	2:19.094	3
4	17	Carl STEVENS	Kawasaki - Gizmo Galaxy	5	12:04.709	18.261	15.626	73.74	2:22.127	4
5	20	Joel MARKLUND	Kawasaki -	5	12:04.744	18.296	0.035	73.73	2:21.928	4
6	4	Lou VALLELEY	Kawasaki - Motorcycle Junction	5	12:05.569	19.121	0.825	73.65	2:21.846	4
7	65	Loris HUNT	Kawasaki -	5	12:14.979	28.531	9.410	72.71	2:23.799	4
8	32	Mark PIPER	Kawasaki -	5	12:26.953	40.505	11.974	71.54	2:24.659	3
9	22	Owen CHISLETT BRUCE	Kawasaki - New Forest Chimney	5	13:08.496	1:22.048	41.543	67.77	2:34.783	4
10	111	Ryan FOLKES	Metrakit -	5	13:19.260	1:32.812	10.764	66.86	2:36.049	3
11	11	Reece GUYETT	Kawasaki - Rose MOT Centre	5	13:47.362	2:00.914	28.102	64.59	2:41.339	2

NOT CLASSIFIED

DNF	35	Stefan HILL	Kawasaki - Astro Van Centre	4	9:27.156	1 Lap	1 Lap	75.38	2:19.561	3
-----	----	-------------	-----------------------------	---	----------	-------	-------	-------	----------	---

FASTEST LAP

	2	Max ALEXANDER	Kawasaki - Clydebank Oil/Willis school of Motoring	5	2:18.539			77.14 mph	124.15 kph	
--	---	---------------	--	---	----------	--	--	-----------	------------	--

Weather / Track : Cloudy / Dry

These results are provisional until the conclusion of any judicial and technical matters.

Snetterton 300

Circuit Length = 2.9689 miles

Start: 17:18 Flag 17:30 End: 17:32

Clerk Of Course :	Timekeeper :
-------------------	--------------

Results can be found at [www.tsl-timing.com](http://www.tsl-timing.com)

Printed - 17:34 Saturday, 22 June 2013



# BMCRC-MRO Championships 2013 - Snetterton 300 Rnd 5

## Rapid Solicitors National Junior Cup

### RACE 14 - LAP CHART

LAP 1			LAP 5		
NO	BEHIND	LAP TIME	NO	BEHIND	LAP TIME
35		2:27.828	99		2:19.214
99	0.100	2:27.928	2	0.031	2:18.539
2	0.110	2:27.938	12	2.635	2:21.252
12	1.995	2:29.823	17	18.261	2:23.267
20	4.635	2:32.463	20	18.296	2:22.871
17	4.846	2:32.674	4	19.121	2:22.683
4	5.774	2:33.602	65	28.531	2:24.591
65	6.811	2:34.639	32	40.505	2:26.707
22	15.701	2:43.529	22	1:22.048	2:36.171
32	17.746	2:45.574	111	1:32.812	2:42.232
111	20.594	2:48.422	11	2:00.914	2:48.694
11	21.171	2:48.999			

LAP 2		
NO	BEHIND	LAP TIME
35		2:19.959
99	0.072	2:19.931
2	1.098	2:20.947
12	1.200	2:19.164
17	7.423	2:22.536
20	8.821	2:24.145
4	10.164	2:24.349
65	13.306	2:26.454
32	22.900	2:25.113
22	32.926	2:37.184
111	36.778	2:36.143
11	42.551	2:41.339

LAP 3		
NO	BEHIND	LAP TIME
35		2:19.561
99	0.077	2:19.566
12	0.733	2:19.094
2	1.152	2:19.615
17	11.967	2:24.105
20	12.597	2:23.337
4	13.692	2:23.089
65	19.241	2:25.496
32	27.998	2:24.659
22	50.194	2:36.829
111	53.266	2:36.049
11	1:06.301	2:43.311

LAP 4		
NO	BEHIND	LAP TIME
35		2:19.808
99	0.078	2:19.809
12	0.675	2:19.750
2	0.784	2:19.440
17	14.286	2:22.127
20	14.717	2:21.928
4	15.730	2:21.846
65	23.232	2:23.799
32	33.090	2:24.900
22	1:05.169	2:34.783
111	1:09.872	2:36.414
11	1:31.512	2:45.019

Weather / Track : Cloudy / Dry

Results can be found at [www.tsl-timing.com](http://www.tsl-timing.com)

Snetterton 300  
Circuit Length = 2.9689 miles  
Start: 17:18 Flag 17:30 End: 17:32

Printed - 17:35 Saturday, 22 June 2013

# BMCRC-MRO Championships 2013 - Snetterton 300 Rnd 5

## Rapid Solicitors National Junior Cup

### RACE 14 - LAP ANALYSIS

DIFF = Difference To Personal Best Lap

<b>P1 99 Callum GRIGOR</b>				
LAP	LAP TIME	DIFF	MPH	TIME OF DAY
1 -	2:27.928	8.714	72.25	17:20:47.964
2 -	2:19.931	0.717	76.38	17:23:07.895
3 -	2:19.566 (2)	0.352	76.58	17:25:27.461
4 -	2:19.809 (3)	0.595	76.44	17:27:47.270
5 -	<b>2:19.214 (1)</b>		<b>76.77</b>	<b>17:30:06.484</b>

<b>P2 2 Max ALEXANDER</b>				
LAP	LAP TIME	DIFF	MPH	TIME OF DAY
1 -	2:27.938	9.399	72.24	17:20:47.974
2 -	2:20.947	2.408	75.83	17:23:08.921
3 -	2:19.615 (3)	1.076	76.55	17:25:28.536
4 -	2:19.440 (2)	0.901	76.65	17:27:47.976
5 -	<b>2:18.539 (1)</b>		<b>77.14</b>	<b>17:30:06.515</b>

<b>P3 12 Thomas LODGE</b>				
LAP	LAP TIME	DIFF	MPH	TIME OF DAY
1 -	2:29.823	10.729	71.33	17:20:49.859
2 -	2:19.164 (2)	0.070	76.80	17:23:09.023
3 -	<b>2:19.094 (1)</b>		<b>76.84</b>	<b>17:25:28.117</b>
4 -	2:19.750 (3)	0.656	76.48	17:27:47.867
5 -	2:21.252	2.158	75.66	17:30:09.119

<b>P4 17 Carl STEVENS</b>				
LAP	LAP TIME	DIFF	MPH	TIME OF DAY
1 -	2:32.674	10.547	70.00	17:20:52.710
2 -	2:22.536 (2)	0.409	74.98	17:23:15.246
3 -	2:24.105	1.978	74.16	17:25:39.351
4 -	<b>2:22.127 (1)</b>		<b>75.20</b>	<b>17:28:01.478</b>
5 -	2:23.267 (3)	1.140	74.60	17:30:24.745

<b>P5 20 Joel MARKLUND</b>				
LAP	LAP TIME	DIFF	MPH	TIME OF DAY
1 -	2:32.463	10.535	70.10	17:20:52.499
2 -	2:24.145	2.217	74.14	17:23:16.644
3 -	2:23.337 (3)	1.409	74.56	17:25:39.981
4 -	<b>2:21.928 (1)</b>		<b>75.30</b>	<b>17:28:01.909</b>
5 -	2:22.871 (2)	0.943	74.80	17:30:24.780

<b>P6 4 Lou VALLELEY</b>				
LAP	LAP TIME	DIFF	MPH	TIME OF DAY
1 -	2:33.602	11.756	69.58	17:20:53.638
2 -	2:24.349	2.503	74.04	17:23:17.987
3 -	2:23.089 (3)	1.243	74.69	17:25:41.076
4 -	<b>2:21.846 (1)</b>		<b>75.34</b>	<b>17:28:02.922</b>
5 -	2:22.683 (2)	0.837	74.90	17:30:25.605

<b>P7 65 Loris HUNT</b>				
LAP	LAP TIME	DIFF	MPH	TIME OF DAY
1 -	2:34.639	10.840	69.11	17:20:54.675
2 -	2:26.454	2.655	72.97	17:23:21.129
3 -	2:25.496 (3)	1.697	73.45	17:25:46.625
4 -	<b>2:23.799 (1)</b>		<b>74.32</b>	<b>17:28:10.424</b>
5 -	2:24.591 (2)	0.792	73.91	17:30:35.015

DIFF = Difference To Personal Best Lap

<b>P8 32 Mark PIPER</b>				
LAP	LAP TIME	DIFF	MPH	TIME OF DAY
1 -	2:45.574	20.915	64.55	17:21:05.610
2 -	2:25.113 (3)	0.454	73.65	17:23:30.723
3 -	<b>2:24.659 (1)</b>		<b>73.88</b>	<b>17:25:55.382</b>
4 -	2:24.900 (2)	0.241	73.76	17:28:20.282
5 -	2:26.707	2.048	72.85	17:30:46.989

<b>P9 22 Owen CHISLETT BRUCE</b>				
LAP	LAP TIME	DIFF	MPH	TIME OF DAY
1 -	2:43.529	8.746	65.35	17:21:03.565
2 -	2:37.184	2.401	67.99	17:23:40.749
3 -	2:36.829 (3)	2.046	68.15	17:26:17.578
4 -	<b>2:34.783 (1)</b>		<b>69.05</b>	<b>17:28:52.361</b>
5 -	2:36.171 (2)	1.388	68.43	17:31:28.532

<b>P10 111 Ryan FOLKES</b>				
LAP	LAP TIME	DIFF	MPH	TIME OF DAY
1 -	2:48.422	12.373	63.45	17:21:08.458
2 -	2:36.143 (2)	0.094	68.45	17:23:44.601
3 -	<b>2:36.049 (1)</b>		<b>68.49</b>	<b>17:26:20.650</b>
4 -	2:36.414 (3)	0.365	68.33	17:28:57.064
5 -	2:42.232	6.183	65.88	17:31:39.296

<b>P11 11 Reece GUYETT</b>				
LAP	LAP TIME	DIFF	MPH	TIME OF DAY
1 -	2:48.999	7.660	63.24	17:21:09.035
2 -	<b>2:41.339 (1)</b>		<b>66.24</b>	<b>17:23:50.374</b>
3 -	2:43.311 (2)	1.972	65.44	17:26:33.685
4 -	2:45.019 (3)	3.680	64.76	17:29:18.704
5 -	2:48.694	7.355	63.35	17:32:07.398

<b>P12 35 Stefan HILL</b>				
LAP	LAP TIME	DIFF	MPH	TIME OF DAY
1 -	2:27.828	8.267	72.30	17:20:47.864
2 -	2:19.959 (3)	0.398	76.36	17:23:07.823
3 -	<b>2:19.561 (1)</b>		<b>76.58</b>	<b>17:25:27.384</b>
4 -	2:19.808 (2)	0.247	76.44	17:27:47.192

Weather / Track : Cloudy / Dry

Results can be found at [www.tsl-timing.com](http://www.tsl-timing.com)

Snetterton 300  
Circuit Length = 2.9689 miles  
Start: 17:18 Flag 17:30 End: 17:32

Printed - 17:35 Saturday, 22 June 2013




**BMCRC-MRO Championships 2013 - Snetterton 300 Rnd 5**

**Rapid Solicitors National Junior Cup**

**RACE 5 - GRID**



ROW 3	12   35 Stefan HILL	11   11 Reece GUYETT	10   111 Ryan FOLKES	9   22 Owen CHISLETT BRUCE
ROW 2	8   32 Mark PIPER	7   65 Loris HUNT	6   4 Lou VALLELEY	5   20 Joel MARKLUND
ROW 1	4   17 Carl STEVENS	3   12 Thomas LODGE	2   2 Max ALEXANDER	1   99 Callum GRIGOR <b>Pole</b>



Snetterton 300  
Circuit Length = 2.9689 miles

**These results are provisional until the conclusion of any judicial and technical matters.**

Clerk Of Course :		Timekeeper :
-------------------	--	--------------

Results can be found at [www.tsl-timing.com](http://www.tsl-timing.com)

Printed - 17:36 Saturday, 22 June 2013



# BMCRC-MRO Championships 2013 - Snetterton 300 Rnd 5

## Rapid Solicitors National Junior Cup

### RACE 5 - CLASSIFICATION



POS	NO	NAME	ENTRY	LAPS	TIME	GAP	DIFF	MPH	BEST	ON
1	35	Stefan HILL	Kawasaki - Astro Van Centre	3	7:28.361			71.51	2:26.226	2
2	2	Max ALEXANDER	Kawasaki - Clydebank Oil/Willis school of Motoring	3	7:29.027	0.666	0.666	71.40	2:26.500	3
3	32	Mark PIPER	Kawasaki -	3	7:31.992	3.631	2.965	70.93	2:28.005	3
4	4	Lou VALLELEY	Kawasaki - Motorcycle Junction	3	7:32.474	4.113	0.482	70.86	2:25.757	3
5	99	Callum GRIGOR	Kawasaki - Vale Livestock co.	3	7:35.194	6.833	2.720	70.44	2:27.665	3
6	12	Thomas LODGE	Kawasaki - Earnshaws	3	7:37.687	9.326	2.493	70.05	2:28.598	3
7	65	Loris HUNT	Kawasaki -	3	7:50.959	22.598	13.272	68.08	2:32.584	3
8	20	Joel MARKLUND	Kawasaki -	3	8:24.647	56.286	33.688	63.53	2:47.374	3
9	111	Ryan FOLKES	Kawasaki -	3	8:39.884	1:11.523	15.237	61.67	2:46.775	3
NOT CLASSIFIED										
DNF	11	Reece GUYETT	Kawasaki - Rose MOT Centre	3	8:07.404	39.043		65.78	2:39.809	2
DNF	17	Carl STEVENS	Kawasaki - Gizmo Galaxy	2	5:07.253	1 Lap	1 Lap	69.57	2:28.902	2
DNF	22	Owen CHISLETT BRUCE	Kawasaki - New Forest Chimney	1	2:44.802	2 Laps	1 Lap	64.85	2:44.802	1

#### FASTEST LAP

4	Lou VALLELEY	Kawasaki - Motorcycle Junction	3	2:25.757	73.32 mph	118.01 kph
---	--------------	--------------------------------	---	----------	-----------	------------

Race stopped

Weather / Track : Cloudy / Wet

These results are provisional until the conclusion of any judicial and technical matters.

Snetterton 300

Circuit Length = 2.9689 miles

Start: 11:59 Flag 12:07 End: 12:12

Clerk Of Course :	Timekeeper :
-------------------	--------------

Results can be found at [www.tsl-timing.com](http://www.tsl-timing.com)

Printed - 12:13 Sunday, 23 June 2013



# BMCRC-MRO Championships 2013 - Snetterton 300 Rnd 5

## Rapid Solicitors National Junior Cup

### RACE 5 - LAP CHART

#### LAP 1

NO	BEHIND	LAP TIME
4		2:32.680
2	1.744	2:34.424
35	2.045	2:34.725
32	3.105	2:35.785
99	5.338	2:38.018
17	5.671	2:38.351
12	7.066	2:39.746
65	11.626	2:44.306
22	12.122	2:44.802
11	14.229	2:46.909
20	16.603	2:49.283
111	28.388	3:01.068

#### LAP 2

NO	BEHIND	LAP TIME
35		2:26.226
2	1.576	2:28.103
32	3.036	2:28.202
4	5.766	2:34.037
17	6.302	2:28.902
99	6.578	2:29.511
12	8.138	2:29.343
65	17.424	2:34.069
11	25.767	2:39.809
20	36.322	2:47.990
111	52.158	2:52.041

#### LAP 3

NO	BEHIND	LAP TIME
35		2:27.410
2	0.666	2:26.500
32	3.631	2:28.005
4	4.113	2:25.757
99	6.833	2:27.665
12	9.326	2:28.598
65	22.598	2:32.584
11	39.043	2:40.686
20	56.286	2:47.374
111	1:11.523	2:46.775

Weather / Track : Cloudy / Wet

Results can be found at [www.tsl-timing.com](http://www.tsl-timing.com)

Snetterton 300  
Circuit Length = 2.9689 miles  
Start: 11:59 Flag 12:07 End: 12:12

Printed - 12:15 Sunday, 23 June 2013

# BMCRC-MRO Championships 2013 - Snetterton 300 Rnd 5

## Rapid Solicitors National Junior Cup

### RACE 5 - LAP ANALYSIS

DIFF = Difference To Personal Best Lap

<b>P1 35 Stefan HILL</b>				
LAP	LAP TIME	DIFF	MPH	TIME OF DAY
1 -	2:34.725 (3)	8.499	69.07	12:02:19.354
2 -	<b>2:26.226 (1)</b>		<b>73.09</b>	<b>12:04:45.580</b>
3 -	2:27.410 (2)	1.184	72.50	12:07:12.990

<b>P2 2 Max ALEXANDER</b>				
LAP	LAP TIME	DIFF	MPH	TIME OF DAY
1 -	2:34.424 (3)	7.924	69.21	12:02:19.053
2 -	2:28.103 (2)	1.603	72.16	12:04:47.156
3 -	<b>2:26.500 (1)</b>		<b>72.95</b>	<b>12:07:13.656</b>

<b>P3 32 Mark PIPER</b>				
LAP	LAP TIME	DIFF	MPH	TIME OF DAY
1 -	2:35.785 (3)	7.780	68.60	12:02:20.414
2 -	2:28.202 (2)	0.197	72.11	12:04:48.616
3 -	<b>2:28.005 (1)</b>		<b>72.21</b>	<b>12:07:16.621</b>

<b>P4 4 Lou VALLELEY</b>				
LAP	LAP TIME	DIFF	MPH	TIME OF DAY
1 -	2:32.680 (2)	6.923	70.00	12:02:17.309
2 -	2:34.037 (3)	8.280	69.38	12:04:51.346
3 -	<b>2:25.757 (1)</b>		<b>73.32</b>	<b>12:07:17.103</b>

<b>P5 99 Callum GRIGOR</b>				
LAP	LAP TIME	DIFF	MPH	TIME OF DAY
1 -	2:38.018 (3)	10.353	67.63	12:02:22.647
2 -	2:29.511 (2)	1.846	71.48	12:04:52.158
3 -	<b>2:27.665 (1)</b>		<b>72.38</b>	<b>12:07:19.823</b>

<b>P6 12 Thomas LODGE</b>				
LAP	LAP TIME	DIFF	MPH	TIME OF DAY
1 -	2:39.746 (3)	11.148	66.90	12:02:24.375
2 -	2:29.343 (2)	0.745	71.56	12:04:53.718
3 -	<b>2:28.598 (1)</b>		<b>71.92</b>	<b>12:07:22.316</b>

<b>P7 65 Loris HUNT</b>				
LAP	LAP TIME	DIFF	MPH	TIME OF DAY
1 -	2:44.306 (3)	11.722	65.04	12:02:28.935
2 -	2:34.069 (2)	1.485	69.37	12:05:03.004
3 -	<b>2:32.584 (1)</b>		<b>70.04</b>	<b>12:07:35.588</b>

<b>P8 20 Joel MARKLUND</b>				
LAP	LAP TIME	DIFF	MPH	TIME OF DAY
1 -	2:49.283 (3)	1.909	63.13	12:02:33.912
2 -	2:47.990 (2)	0.616	63.62	12:05:21.902
3 -	<b>2:47.374 (1)</b>		<b>63.85</b>	<b>12:08:09.276</b>

<b>P9 111 Ryan FOLKES</b>				
LAP	LAP TIME	DIFF	MPH	TIME OF DAY
1 -	3:01.068 (3)	14.293	59.02	12:02:45.697
2 -	2:52.041 (2)	5.266	62.12	12:05:37.738
3 -	<b>2:46.775 (1)</b>		<b>64.08</b>	<b>12:08:24.513</b>

DIFF = Difference To Personal Best Lap

<b>P10 11 Reece GUYETT</b>				
LAP	LAP TIME	DIFF	MPH	TIME OF DAY
1 -	2:46.909 (3)	7.100	64.03	12:02:31.538
2 -	<b>2:39.809 (1)</b>		<b>66.88</b>	<b>12:05:11.347</b>
3 -	2:40.686 (2)	0.877	66.51	12:07:52.033

<b>P11 17 Carl STEVENS</b>				
LAP	LAP TIME	DIFF	MPH	TIME OF DAY
1 -	2:38.351 (2)	9.449	67.49	12:02:22.980
2 -	<b>2:28.902 (1)</b>		<b>71.77</b>	<b>12:04:51.882</b>

<b>P12 22 Owen CHISLETT BRUCE</b>				
LAP	LAP TIME	DIFF	MPH	TIME OF DAY
1 -	<b>2:44.802 (1)</b>		<b>64.85</b>	<b>12:02:29.431</b>

Weather / Track : Cloudy / Wet

Results can be found at [www.tsl-timing.com](http://www.tsl-timing.com)

Snetterton 300  
Circuit Length = 2.9689 miles  
Start: 11:59 Flag 12:07 End: 12:12

Printed - 12:15 Sunday, 23 June 2013


BMCRC-MRO Championships 2013 - Snetterton 300 Rnd 5

Rapid Solicitors National Junior Cup

RACE 16 - GRID



ROW 3	12   22 Owen CHISLETT BRUCE	11   17 Carl STEVENS	10   11 Reece GUYETT	9   111 Ryan FOLKES
ROW 2	8   20 Joel MARKLUND	7   65 Loris HUNT	6   12 Thomas LODGE	5   99 Callum GRIGOR
ROW 1	4   4 Lou VALLELEY	3   32 Mark PIPER	2   2 Max ALEXANDER	1   35 Stefan HILL <b>Pole</b>



Snetterton 300  
Circuit Length = 2.9689 miles

These results are provisional until the conclusion of any judicial and technical matters.

Clerk Of Course :		Timekeeper :
-------------------	--	--------------

Results can be found at [www.tsl-timing.com](http://www.tsl-timing.com)

Printed - 12:16 Sunday, 23 June 2013



# BMCRC-MRO Championships 2013 - Snetterton 300 Rnd 5

## Rapid Solicitors National Junior Cup

### RACE 16 - CLASSIFICATION



POS	NO	NAME	ENTRY	LAPS	TIME	GAP	DIFF	MPH	BEST	ON
1	99	Callum GRIGOR	Kawasaki - Vale Livestock co.	5	11:43.822			75.92	2:18.692	5
2	2	Max ALEXANDER	Kawasaki - Clydebank Oil/Willis school of Motoring	5	11:44.622	0.800	0.800	75.84	2:18.955	5
3	12	Thomas LODGE	Kawasaki - Earnshaws	5	11:45.976	2.154	1.354	75.69	2:18.898	4
4	4	Lou VALLELEY	Kawasaki - Motorcycle Junction	5	11:55.768	11.946	9.792	74.66	2:21.653	3
5	20	Joel MARKLUND	Kawasaki -	5	12:01.454	17.632	5.686	74.07	2:22.378	5
6	17	Carl STEVENS	Kawasaki - Gizmo Galaxy	5	12:01.543	17.721	0.089	74.06	2:22.373	5
7	32	Mark PIPER	Kawasaki -	5	12:07.192	23.370	5.649	73.48	2:22.850	4
8	65	Loris HUNT	Kawasaki -	5	12:07.213	23.391	0.021	73.48	2:22.683	5
9	111	Ryan FOLKES	Kawasaki -	5	12:33.414	49.592	26.201	70.93	2:28.630	5
10	22	Owen CHISLETT BRUCE	Kawasaki - New Forest Chimney	5	13:42.775	1:58.953	1:09.361	64.95	2:43.388	2
11	11	Reece GUYETT	Kawasaki - Rose MOT Centre	5	14:22.835	2:39.013	40.060	61.93	2:50.896	2
NOT CLASSIFIED										
DNF	35	Stefan HILL	Kawasaki - Astro Van Centre	4	9:25.142	1 Lap	1 Lap	75.64	2:18.937	4
FASTEST LAP										
	99	Callum GRIGOR	Kawasaki - Vale Livestock co.	5	2:18.692			77.06 mph	124.02 kph	

Weather / Track : Cloudy / Dry

These results are provisional until the conclusion of any judicial and technical matters.

Snetterton 300

Circuit Length = 2.9689 miles

Start: 16:03 Flag 16:14 End: 16:17

Clerk Of Course :	Timekeeper :
-------------------	--------------

Results can be found at [www.tsl-timing.com](http://www.tsl-timing.com)

Printed - 16:18 Sunday, 23 June 2013



# BMCRC-MRO Championships 2013 - Snetterton 300 Rnd 5

## Rapid Solicitors National Junior Cup

### RACE 16 - LAP CHART

LAP 1			LAP 5		
NO	BEHIND	LAP TIME	NO	BEHIND	LAP TIME
35		2:25.463	99		2:18.692
2	0.098	2:25.561	2	0.800	2:18.955
99	0.189	2:25.652	12	2.154	2:20.300
4	1.727	2:27.190	4	11.946	2:23.058
12	2.230	2:27.693	20	17.632	2:22.378
20	3.811	2:29.274	17	17.721	2:22.373
17	4.750	2:30.213	65	23.361	2:22.683
32	6.407	2:31.870	32	23.370	2:23.162
65	6.570	2:32.033	111	49.592	2:28.630
111	10.740	2:36.203	22	1:58.953	2:44.026
22	19.828	2:45.291	11	2:39.013	2:54.354
11	27.480	2:52.943			

LAP 2		
NO	BEHIND	LAP TIME
35		2:20.917
99	0.016	2:20.744
2	0.484	2:21.303
12	1.312	2:19.999
4	2.806	2:21.996
20	6.443	2:23.549
17	7.344	2:23.511
65	10.624	2:24.971
32	11.247	2:25.757
111	19.080	2:29.257
22	42.299	2:43.388
11	57.459	2:50.896

LAP 3		
NO	BEHIND	LAP TIME
35		2:19.825
99	0.012	2:19.821
2	0.479	2:19.820
12	0.573	2:19.086
4	4.634	2:21.653
20	10.252	2:23.634
17	10.453	2:22.934
32	14.975	2:23.553
65	15.139	2:24.340
111	28.534	2:29.279
22	1:08.029	2:45.555
11	1:29.378	2:51.744

LAP 4		
NO	BEHIND	LAP TIME
99		2:18.913
35	0.012	2:18.937
2	0.537	2:18.983
12	0.546	2:18.898
4	7.580	2:21.871
20	13.946	2:22.619
17	14.040	2:22.512
32	18.900	2:22.850
65	19.370	2:23.156
111	39.654	2:30.045
22	1:33.619	2:44.515
11	2:03.351	2:52.898

Weather / Track : Cloudy / Dry

Results can be found at [www.tsl-timing.com](http://www.tsl-timing.com)

Snetterton 300  
Circuit Length = 2.9689 miles  
Start: 16:03 Flag 16:14 End: 16:17

Printed - 16:20 Sunday, 23 June 2013

# BMCRC-MRO Championships 2013 - Snetterton 300 Rnd 5

## Rapid Solicitors National Junior Cup

### RACE 16 - LAP ANALYSIS

DIFF = Difference To Personal Best Lap

<b>P1 99 Callum GRIGOR</b>				
LAP	LAP TIME	DIFF	MPH	TIME OF DAY
1 -	2:25.652	6.960	73.38	16:05:37.940
2 -	2:20.744	2.052	75.93	16:07:58.684
3 -	2:19.821 (3)	1.129	76.44	16:10:18.505
4 -	2:18.913 (2)	0.221	76.94	16:12:37.418
5 -	<b>2:18.692 (1)</b>		<b>77.06</b>	<b>16:14:56.110</b>

<b>P2 2 Max ALEXANDER</b>				
LAP	LAP TIME	DIFF	MPH	TIME OF DAY
1 -	2:25.561	6.606	73.42	16:05:37.849
2 -	2:21.303	2.348	75.63	16:07:59.152
3 -	2:19.820 (3)	0.865	76.44	16:10:18.972
4 -	2:18.983 (2)	0.028	76.90	16:12:37.955
5 -	<b>2:18.955 (1)</b>		<b>76.91</b>	<b>16:14:56.910</b>

<b>P3 12 Thomas LODGE</b>				
LAP	LAP TIME	DIFF	MPH	TIME OF DAY
1 -	2:27.693	8.795	72.36	16:05:39.981
2 -	2:19.999 (3)	1.101	76.34	16:07:59.980
3 -	2:19.086 (2)	0.188	76.84	16:10:19.066
4 -	<b>2:18.898 (1)</b>		<b>76.94</b>	<b>16:12:37.964</b>
5 -	2:20.300	1.402	76.18	16:14:58.264

<b>P4 4 Lou VALLELEY</b>				
LAP	LAP TIME	DIFF	MPH	TIME OF DAY
1 -	2:27.190	5.537	72.61	16:05:39.478
2 -	2:21.996 (3)	0.343	75.27	16:08:01.474
3 -	<b>2:21.653 (1)</b>		<b>75.45</b>	<b>16:10:23.127</b>
4 -	2:21.871 (2)	0.218	75.33	16:12:44.998
5 -	2:23.058	1.405	74.71	16:15:08.056

<b>P5 20 Joel MARKLUND</b>				
LAP	LAP TIME	DIFF	MPH	TIME OF DAY
1 -	2:29.274	6.896	71.60	16:05:41.562
2 -	2:23.549 (3)	1.171	74.45	16:08:05.111
3 -	2:23.634	1.256	74.41	16:10:28.745
4 -	2:22.619 (2)	0.241	74.94	16:12:51.364
5 -	<b>2:22.378 (1)</b>		<b>75.06</b>	<b>16:15:13.742</b>

<b>P6 17 Carl STEVENS</b>				
LAP	LAP TIME	DIFF	MPH	TIME OF DAY
1 -	2:30.213	7.840	71.15	16:05:42.501
2 -	2:23.511	1.138	74.47	16:08:06.012
3 -	2:22.934 (3)	0.561	74.77	16:10:28.946
4 -	2:22.512 (2)	0.139	74.99	16:12:51.458
5 -	<b>2:22.373 (1)</b>		<b>75.07</b>	<b>16:15:13.831</b>

<b>P7 32 Mark PIPER</b>				
LAP	LAP TIME	DIFF	MPH	TIME OF DAY
1 -	2:31.870	9.020	70.37	16:05:44.158
2 -	2:25.757	2.907	73.32	16:08:09.915
3 -	2:23.553 (3)	0.703	74.45	16:10:33.468
4 -	<b>2:22.850 (1)</b>		<b>74.82</b>	<b>16:12:56.318</b>
5 -	2:23.162 (2)	0.312	74.65	16:15:19.480

DIFF = Difference To Personal Best Lap

<b>P8 65 Loris HUNT</b>				
LAP	LAP TIME	DIFF	MPH	TIME OF DAY
1 -	2:32.033	9.350	70.30	16:05:44.321
2 -	2:24.971	2.288	73.72	16:08:09.292
3 -	2:24.340 (3)	1.657	74.04	16:10:33.632
4 -	2:23.156 (2)	0.473	74.66	16:12:56.788
5 -	<b>2:22.683 (1)</b>		<b>74.90</b>	<b>16:15:19.471</b>

<b>P9 111 Ryan FOLKES</b>				
LAP	LAP TIME	DIFF	MPH	TIME OF DAY
1 -	2:36.203	7.573	68.42	16:05:48.491
2 -	2:29.257 (2)	0.627	71.60	16:08:17.748
3 -	2:29.279 (3)	0.649	71.59	16:10:47.027
4 -	2:30.045	1.415	71.23	16:13:17.072
5 -	<b>2:28.630 (1)</b>		<b>71.91</b>	<b>16:15:45.702</b>

<b>P10 22 Owen CHISLETT BRUCE</b>				
LAP	LAP TIME	DIFF	MPH	TIME OF DAY
1 -	2:45.291	1.903	64.66	16:05:57.579
2 -	<b>2:43.388 (1)</b>		<b>65.41</b>	<b>16:08:40.967</b>
3 -	2:45.555	2.167	64.55	16:11:26.522
4 -	2:44.515 (3)	1.127	64.96	16:14:11.037
5 -	2:44.026 (2)	0.638	65.16	16:16:55.063

<b>P11 11 Reece GUYETT</b>				
LAP	LAP TIME	DIFF	MPH	TIME OF DAY
1 -	2:52.943	2.047	61.80	16:06:05.231
2 -	<b>2:50.896 (1)</b>		<b>62.54</b>	<b>16:08:56.127</b>
3 -	2:51.744 (2)	0.848	62.23	16:11:47.871
4 -	2:52.898 (3)	2.002	61.81	16:14:40.769
5 -	2:54.354	3.458	61.30	16:17:35.123

<b>P12 35 Stefan HILL</b>				
LAP	LAP TIME	DIFF	MPH	TIME OF DAY
1 -	2:25.463	6.526	73.47	16:05:37.751
2 -	2:20.917 (3)	1.980	75.84	16:07:58.668
3 -	2:19.825 (2)	0.888	76.43	16:10:18.493
4 -	<b>2:18.937 (1)</b>		<b>76.92</b>	<b>16:12:37.430</b>

Weather / Track : Cloudy / Dry

Snetterton 300  
Circuit Length = 2.9689 miles  
Start: 16:03 Flag 16:14 End: 16:17

Results can be found at [www.tsl-timing.com](http://www.tsl-timing.com)

Printed - 16:20 Sunday, 23 June 2013





# MRO Powerbikes inc Clubman 1000 & Rookie 1000

**Snetterton 300**

**21<sup>st</sup> – 23<sup>rd</sup> June 2013**



Results Provided by Timing Solutions Ltd  
[www.tsl-timing.com](http://www.tsl-timing.com)



# BMCRC-MRO Championships 2013 - Snetterton 300 Rnd 5

## Morello Services MRO Powerbikes inc Clubman 1000 & Rookie 1000

### QUALIFYING 1 - CLASSIFICATION

POS	NO	CL	PIC NAME	ENTRY	TIME	ON	LAPS	GAP	DIFF	MPH
1	90		1 Sam COVENTRY	BMW - Futuramoto/Continental	1:55.534	5	6			92.51
2	81		2 David FERNS	Kawasaki - Team Green GESracing	1:55.746	5	7	0.212	0.212	92.34
3	11		3 Peter BAKER	Kawasaki - Morello Services	1:56.266	6	6	0.732	0.520	91.92
4	99		4 Barry CHAPMAN	BMW -	1:56.837	4	4	1.303	0.571	91.47
5	18		5 James COX	Kawasaki - Highbridge Caravans	1:57.025	6	6	1.491	0.188	91.33
6	1		6 Michael NEEVES	BMW - BMW Park Lane	1:57.046	3	4	1.512	0.021	91.31
7	63		7 James WHITE	Kawasaki - Team Afterdark	1:58.322	5	6	2.788	1.276	90.33
8	30	C	1 Michael HONEY	Suzuki - Digital Barriers	1:58.518	6	6	2.984	0.196	90.18
9	76	C	2 Jason BYARD	Kawasaki - May Construction	1:58.799	6	6	3.265	0.281	89.96
10	23	C	3 Mark FINCHAM	BMW - Eurotech Bikesure	2:00.999	5	6	5.465	2.200	88.33
11	97		8 James KIFF	Suzuki - JK Auto-Tek	2:01.568	3	6	6.034	0.569	87.91
12	66		9 Joe CARNELL	Honda - PGM Plastering	2:01.568	4	6	6.034	0.000	87.91
13	111	R	1 Adrian AVERRE	Aprilia -	2:02.404	6	6	6.870	0.836	87.31
14	7	C	4 Chris WOOLLETT	Kawasaki - Littlewood Fencing	2:02.900	2	5	7.366	0.496	86.96
15	14	C	5 Bryan PARISH	Kawasaki - Allcool/Genstar	2:04.077	3	6	8.543	1.177	86.14
16	58	C	6 Jamie LOVEDAY	Kawasaki - Insignia Signs	2:04.335	6	6	8.801	0.258	85.96
17	148		10 Nicky WILSON	Ducati - Demon Designs UK	2:04.522	6	6	8.988	0.187	85.83
18	17	R	2 Colin CLUNE	Yamaha -	2:05.120	4	6	9.586	0.598	85.42
19	78	C	7 Barry DAVISON	Honda -	2:06.785	4	5	11.251	1.665	84.30
20	80	R	3 Adam FOSTER	Honda -	2:07.705	6	6	12.171	0.920	83.69
21	50		11 Michael SIMMONS	Ducati - WestCountry Windings	2:09.600	4	6	14.066	1.895	82.46
22	33	R	4 Dan VLADUCEANU	BMW -	2:10.075	4	5	14.541	0.475	82.16
23	15	R	5 Stuart YOUNG	Suzuki - SJY Tiling	2:11.058	5	5	15.524	0.983	81.55
24	26	R	6 Garry WEST	BMW -	2:11.432	3	5	15.898	0.374	81.32
25	46	R	7 Simon GATES	Yamaha -	2:12.901	3	6	17.367	1.469	80.42
26	43	R	8 Ben NEAGU	Honda -	2:14.760	6	6	19.226	1.859	79.31
27	6	C	8 Giles OLLEY	Suzuki - Webreality	2:18.569	2	3	23.035	3.809	77.13
28	42	C	9 Alan WOOD	Suzuki - alanwoodracing.co.uk			1			

Weather / Track : Cloudy / Dry

These results are provisional until the conclusion of any judicial and technical matters.

Snetterton 300

Circuit Length = 2.9689 miles

Start: 17:01 Flag 17:13 End: 17:16

Clerk Of Course :	Timekeeper :
-------------------	--------------

Results can be found at [www.tsl-timing.com](http://www.tsl-timing.com)

Printed - 17:16 Friday, 21 June 2013



# BMCRC-MRO Championships 2013 - Snetterton 300 Rnd 5

Morello Services MRO Powerbikes inc Clubman 1000 & Rookie 1000

## QUALIFYING 1 - LAP ANALYSIS

DIFF = Difference To Personal Best Lap

P1 90 Sam COVENTRY				
LAP	LAP TIME	DIFF	MPH	TIME OF DAY
1 -	2:01.605	6.071	87.89	17:03:51.845
2 -	1:55.548 (2)	0.014	92.49	17:05:47.393
3 -	1:56.087	0.553	92.06	17:07:43.480
4 -	1:56.277	0.743	91.91	17:09:39.757
5 -	<b>1:55.534 (1)</b>		<b>92.51</b>	<b>17:11:35.291</b>
6 -	1:55.640 (3)	0.106	92.42	17:13:30.931

P2 81 David FERNS				
LAP	LAP TIME	DIFF	MPH	TIME OF DAY
1 -	2:01.817	6.071	87.73	17:03:47.643
2 -	1:56.410 (3)	0.664	91.81	17:05:44.053
3 -	1:56.712	0.966	91.57	17:07:40.765
4 -	1:56.306 (2)	0.560	91.89	17:09:37.071
5 -	<b>1:55.746 (1)</b>		<b>92.34</b>	<b>17:11:32.817</b>
6 -	1:56.566	0.820	91.69	17:13:29.383
7 -	1:57.994	2.248	90.58	17:15:27.377

P3 11 Peter BAKER				
LAP	LAP TIME	DIFF	MPH	TIME OF DAY
1 -	2:04.005	7.739	86.19	17:03:55.247
2 -	1:57.129	0.863	91.25	17:05:52.376
3 -	1:56.369 (3)	0.103	91.84	17:07:48.745
4 -	1:56.695	0.429	91.58	17:09:45.440
5 -	1:56.355 (2)	0.089	91.85	17:11:41.795
6 -	<b>1:56.266 (1)</b>		<b>91.92</b>	<b>17:13:38.061</b>

P4 99 Barry CHAPMAN				
LAP	LAP TIME	DIFF	MPH	TIME OF DAY
1 -	2:05.441	8.604	85.20	17:03:58.614
2 -	1:57.985 (3)	1.148	90.58	17:05:56.599
3 -	1:57.714 (2)	0.877	90.79	17:07:54.313
4 -	<b>1:56.837 (1)</b>		<b>91.47</b>	<b>17:09:51.150</b>

P5 18 James COX				
LAP	LAP TIME	DIFF	MPH	TIME OF DAY
1 -	2:05.709	8.684	85.02	17:04:15.615
2 -	2:00.799 (3)	3.774	88.47	17:06:16.414
3 -	1:57.720 (2)	0.695	90.79	17:08:14.134
4 -	2:44.204 P	47.179	65.09	17:10:58.338
5 -	2:03.762	6.737	86.35	17:13:02.100
6 -	<b>1:57.025 (1)</b>		<b>91.33</b>	<b>17:14:59.125</b>

P6 1 Michael NEEVES				
LAP	LAP TIME	DIFF	MPH	TIME OF DAY
1 -	2:15.350	18.304	78.96	17:05:15.621
2 -	1:57.553 (2)	0.507	90.92	17:07:13.174
3 -	<b>1:57.046 (1)</b>		<b>91.31</b>	<b>17:09:10.220</b>
4 -	1:59.645 (3)	2.599	89.33	17:11:09.865

P7 63 James WHITE				
LAP	LAP TIME	DIFF	MPH	TIME OF DAY
1 -	2:15.097	16.775	79.11	17:04:14.643
2 -	2:04.538	6.216	85.82	17:06:19.181
3 -	1:59.476 (2)	1.154	89.45	17:08:18.657
4 -	2:00.612	2.290	88.61	17:10:19.269
5 -	<b>1:58.322 (1)</b>		<b>90.33</b>	<b>17:12:17.591</b>

DIFF = Difference To Personal Best Lap

6 - 2:00.074 (3) 1.752 89.01 17:14:17.665

P8 30 Michael HONEY				
LAP	LAP TIME	DIFF	MPH	TIME OF DAY
1 -	2:04.873	6.355	85.59	17:04:53.468
2 -	2:00.997 (3)	2.479	88.33	17:06:54.465
3 -	2:06.250	7.732	84.65	17:09:00.715
4 -	1:59.372 (2)	0.854	89.53	17:11:00.087
5 -	2:01.373	2.855	88.05	17:13:01.460
6 -	<b>1:58.518 (1)</b>		<b>90.18</b>	<b>17:14:59.978</b>

P9 76 Jason BYARD				
LAP	LAP TIME	DIFF	MPH	TIME OF DAY
1 -	2:09.668	10.869	82.42	17:04:01.549
2 -	2:00.187	1.388	88.92	17:06:01.736
3 -	1:59.383 (3)	0.584	89.52	17:08:01.119
4 -	2:02.028	3.229	87.58	17:10:03.147
5 -	1:59.209 (2)	0.410	89.65	17:12:02.356
6 -	<b>1:58.799 (1)</b>		<b>89.96</b>	<b>17:14:01.155</b>

P10 23 Mark FINCHAM				
LAP	LAP TIME	DIFF	MPH	TIME OF DAY
1 -	2:14.557	13.558	79.43	17:04:07.464
2 -	2:04.019	3.020	86.18	17:06:11.483
3 -	2:02.816	1.817	87.02	17:08:14.299
4 -	2:01.227 (2)	0.228	88.16	17:10:15.526
5 -	<b>2:00.999 (1)</b>		<b>88.33</b>	<b>17:12:16.525</b>
6 -	2:02.053 (3)	1.054	87.56	17:14:18.578

P11 97 James KIFF				
LAP	LAP TIME	DIFF	MPH	TIME OF DAY
1 -	2:08.603	7.035	83.10	17:04:14.431
2 -	2:02.279 (3)	0.711	87.40	17:06:16.710
3 -	<b>2:01.568 (1)</b>		<b>87.91</b>	<b>17:08:18.278</b>
4 -	2:03.474	1.906	86.56	17:10:21.752
5 -	2:02.057 (2)	0.489	87.56	17:12:23.809
6 -	2:02.724	1.156	87.09	17:14:26.533

P12 66 Joe CARNELL				
LAP	LAP TIME	DIFF	MPH	TIME OF DAY
1 -	2:07.657	6.089	83.72	17:04:47.147
2 -	2:04.033 (2)	2.465	86.17	17:06:51.180
3 -	2:04.132 (3)	2.564	86.10	17:08:55.312
4 -	<b>2:01.568 (1)</b>		<b>87.91</b>	<b>17:10:56.880</b>
5 -	2:05.157	3.589	85.39	17:13:02.037
6 -	2:06.775	5.207	84.30	17:15:08.812

P13 111 Adrian AVERRE				
LAP	LAP TIME	DIFF	MPH	TIME OF DAY
1 -	2:12.145	9.741	80.88	17:04:03.840
2 -	2:04.062 (3)	1.658	86.15	17:06:07.902
3 -	2:03.136 (2)	0.732	86.79	17:08:11.038
4 -	2:04.227	1.823	86.03	17:10:15.265
5 -	2:05.067	2.663	85.45	17:12:20.332
6 -	<b>2:02.404 (1)</b>		<b>87.31</b>	<b>17:14:22.736</b>

Weather / Track : Cloudy / Dry

Snetterton 300  
Circuit Length = 2.9689 miles  
Start: 17:01 Flag 17:13 End: 17:16

# BMCRC-MRO Championships 2013 - Snetterton 300 Rnd 5

Morello Services MRO Powerbikes inc Clubman 1000 & Rookie 1000

## QUALIFYING 1 - LAP ANALYSIS

DIFF = Difference To Personal Best Lap

<b>P14 7 Chris WOOLLETT</b>				
LAP	LAP TIME	DIFF	MPH	TIME OF DAY
1 -	2:11.490	8.590	81.28	17:03:58.773
2 -	<b>2:02.900 (1)</b>		<b>86.96</b>	<b>17:06:01.673</b>
3 -	2:03.056 (2)	0.156	86.85	17:08:04.729
4 -	2:04.446	1.546	85.88	17:10:09.175
5 -	2:04.240 (3)	1.340	86.02	17:12:13.415

<b>P15 14 Bryan PARISH</b>				
LAP	LAP TIME	DIFF	MPH	TIME OF DAY
1 -	2:10.424	6.347	81.94	17:04:34.730
2 -	2:05.483	1.406	85.17	17:06:40.213
3 -	<b>2:04.077 (1)</b>		<b>86.14</b>	<b>17:08:44.290</b>
4 -	2:05.578	1.501	85.11	17:10:49.868
5 -	2:05.458 (3)	1.381	85.19	17:12:55.326
6 -	2:04.622 (2)	0.545	85.76	17:14:59.948

<b>P16 58 Jamie LOVEDAY</b>				
LAP	LAP TIME	DIFF	MPH	TIME OF DAY
1 -	2:15.261	10.926	79.01	17:04:49.684
2 -	2:07.115	2.780	84.08	17:06:56.799
3 -	2:08.083	3.748	83.44	17:09:04.882
4 -	2:05.075 (3)	0.740	85.45	17:11:09.957
5 -	2:04.882 (2)	0.547	85.58	17:13:14.839
6 -	<b>2:04.335 (1)</b>		<b>85.96</b>	<b>17:15:19.174</b>

<b>P17 148 Nicky WILSON</b>				
LAP	LAP TIME	DIFF	MPH	TIME OF DAY
1 -	2:20.237	15.715	76.21	17:04:15.069
2 -	2:09.199	4.677	82.72	17:06:24.268
3 -	2:05.767	1.245	84.98	17:08:30.035
4 -	2:05.264 (2)	0.742	85.32	17:10:35.299
5 -	2:05.691 (3)	1.169	85.03	17:12:40.990
6 -	<b>2:04.522 (1)</b>		<b>85.83</b>	<b>17:14:45.512</b>

<b>P18 17 Colin CLUNE</b>				
LAP	LAP TIME	DIFF	MPH	TIME OF DAY
1 -	2:14.850	9.730	79.25	17:04:04.815
2 -	2:07.240	2.120	83.99	17:06:12.055
3 -	2:05.576 (3)	0.456	85.11	17:08:17.631
4 -	<b>2:05.120 (1)</b>		<b>85.42</b>	<b>17:10:22.751</b>
5 -	2:05.539 (2)	0.419	85.13	17:12:28.290
6 -	2:06.732	1.612	84.33	17:14:35.022

<b>P19 78 Barry DAVISON</b>				
LAP	LAP TIME	DIFF	MPH	TIME OF DAY
1 -	2:17.285	10.500	77.85	17:04:30.589
2 -	2:10.440	3.655	81.93	17:06:41.029
3 -	2:07.184 (2)	0.399	84.03	17:08:48.213
4 -	<b>2:06.785 (1)</b>		<b>84.30</b>	<b>17:10:54.998</b>
5 -	2:09.151 (3)	2.366	82.75	17:13:04.149

<b>P20 80 Adam FOSTER</b>				
LAP	LAP TIME	DIFF	MPH	TIME OF DAY
1 -	2:20.365	12.660	76.14	17:04:45.205
2 -	2:09.738	2.033	82.38	17:06:54.943
3 -	2:11.362	3.657	81.36	17:09:06.305
4 -	2:08.276 (2)	0.571	83.32	17:11:14.581

DIFF = Difference To Personal Best Lap

5 -	2:08.510 (3)	0.805	83.16	17:13:23.091
6 -	<b>2:07.705 (1)</b>		<b>83.69</b>	<b>17:15:30.796</b>

<b>P21 50 Michael SIMMONS</b>				
LAP	LAP TIME	DIFF	MPH	TIME OF DAY
1 -	2:15.545	5.945	78.85	17:04:04.914
2 -	2:09.645 (2)	0.045	82.44	17:06:14.559
3 -	2:09.877 (3)	0.277	82.29	17:08:24.436
4 -	<b>2:09.600 (1)</b>		<b>82.46</b>	<b>17:10:34.036</b>
5 -	2:10.158	0.558	82.11	17:12:44.194
6 -	2:09.877 (3)	0.277	82.29	17:14:54.071

<b>P22 33 Dan VLADUCEANU</b>				
LAP	LAP TIME	DIFF	MPH	TIME OF DAY
1 -	2:17.979	7.904	77.46	17:05:46.961
2 -	2:13.612	3.537	79.99	17:08:00.573
3 -	2:13.151 (3)	3.076	80.27	17:10:13.724
4 -	<b>2:10.075 (1)</b>		<b>82.16</b>	<b>17:12:23.799</b>
5 -	2:10.871 (2)	0.796	81.66	17:14:34.670

<b>P23 15 Stuart YOUNG</b>				
LAP	LAP TIME	DIFF	MPH	TIME OF DAY
1 -	2:22.332	11.274	75.09	17:05:33.537
2 -	2:14.587 (3)	3.529	79.41	17:07:48.124
3 -	2:14.749	3.691	79.31	17:10:02.873
4 -	2:12.938 (2)	1.880	80.39	17:12:15.811
5 -	<b>2:11.058 (1)</b>		<b>81.55</b>	<b>17:14:26.869</b>

<b>P24 26 Garry WEST</b>				
LAP	LAP TIME	DIFF	MPH	TIME OF DAY
1 -	2:18.068	6.636	77.41	17:05:08.863
2 -	2:11.661 (2)	0.229	81.17	17:07:20.524
3 -	<b>2:11.432 (1)</b>		<b>81.32</b>	<b>17:09:31.956</b>
4 -	2:11.937 (3)	0.505	81.00	17:11:43.893
5 -	2:12.810	1.378	80.47	17:13:56.703

<b>P25 46 Simon GATES</b>				
LAP	LAP TIME	DIFF	MPH	TIME OF DAY
1 -	2:18.843	5.942	76.97	17:04:11.208
2 -	2:12.938 (2)	0.037	80.39	17:06:24.146
3 -	<b>2:12.901 (1)</b>		<b>80.42</b>	<b>17:08:37.047</b>
4 -	2:13.216 (3)	0.315	80.23	17:10:50.263
5 -	2:13.416	0.515	80.11	17:13:03.679
6 -	2:13.413	0.512	80.11	17:15:17.092

<b>P26 43 Ben NEAGU</b>				
LAP	LAP TIME	DIFF	MPH	TIME OF DAY
1 -	2:23.064	8.304	74.70	17:04:24.758
2 -	2:15.714	0.954	78.75	17:06:40.472
3 -	2:17.444	2.684	77.76	17:08:57.916
4 -	2:15.296 (3)	0.536	78.99	17:11:13.212
5 -	2:14.944 (2)	0.184	79.20	17:13:28.156
6 -	<b>2:14.760 (1)</b>		<b>79.31</b>	<b>17:15:42.916</b>

<b>P27 6 Giles OLLEY</b>				
LAP	LAP TIME	DIFF	MPH	TIME OF DAY
1 -	2:28.945	10.376	71.75	17:04:27.574
2 -	<b>2:18.569 (1)</b>		<b>77.13</b>	<b>17:06:46.143</b>

Weather / Track : Cloudy / Dry

Snetterton 300  
Circuit Length = 2.9689 miles  
Start: 17:01 Flag 17:13 End: 17:16

# BMCRC-MRO Championships 2013 - Snetterton 300 Rnd 5

## Morello Services MRO Powerbikes inc Clubman 1000 & Rookie 1000

### QUALIFYING 1 - LAP ANALYSIS

DIFF = Difference To Personal Best Lap

3 - 2:20.066 (2) 1.497 76.30 17:09:06.209

<b>P28 42 Alan WOOD</b>				
LAP	LAP TIME	DIFF	MPH	TIME OF DAY
1 -	2:11.419		81.32	17:04:05.237



# BMCRC-MRO Championships 2013 - Snetterton 300 Rnd 5

Morello Services MRO Powerbikes inc Clubman & Rookie 1000

## QUALIFYING 2 - CLASSIFICATION

POS	NO	CL	PIC NAME	ENTRY	TIME	ON	LAPS	GAP	DIFF	MPH
1	42	C	1 Alan WOOD	Suzuki - alanwoodracing.co.uk	2:26.414	6	6			72.99
2	8	C	2 John COUGHLAN	Aprilia - Bikersworld	2:27.761	4	5	1.347	1.347	72.33
3	37	R	1 Aldo MORELLO	Yamaha - Morello Motorcycles	2:33.115	4	6	6.701	5.354	69.80
4	101	C	3 Richard PAYNE	Suzuki -	2:33.610	4	5	7.196	0.495	69.57
5	69		1 Stuart GILL	Kawasaki - Slipstream/MSS	2:40.416	5	6	14.002	6.806	66.62
6	48	R	2 Christos BOUZOUKIS	Yamaha -	2:56.827	2	3	30.413	16.411	60.44

GRIDS TO BE BASED ON ALTERNATE POSITIONS FROM EACH QUALIFYING AS PER FINAL INSTRUCTIONS

Weather / Track : Cloudy / Wet

These results are provisional until the conclusion of any judicial and technical matters.

Snetterton 300

Circuit Length = 2.9689 miles

Start: 09:21 Flag 09:35 End: 09:38

Clerk Of Course :

Timekeeper :

Results can be found at [www.tsl-timing.com](http://www.tsl-timing.com)

Printed - 09:43 Saturday, 22 June 2013



# BMCRC-MRO Championships 2013 - Snetterton 300 Rnd 5

## Morello Services MRO Powerbikes inc Clubman & Rookie 1000

### QUALIFYING 2 - LAP ANALYSIS

DIFF = Difference To Personal Best Lap

<b>P1 42 Alan WOOD</b>				
LAP	LAP TIME	DIFF	MPH	TIME OF DAY
1 -	2:45.384	18.970	64.62	09:24:20.327
2 -	2:33.445	7.031	69.65	09:26:53.772
3 -	2:33.123	6.709	69.80	09:29:26.895
4 -	2:31.218 (3)	4.804	70.67	09:31:58.113
5 -	2:28.299 (2)	1.885	72.07	09:34:26.412
6 -	<b>2:26.414 (1)</b>		<b>72.99</b>	<b>09:36:52.826</b>

<b>P2 8 John COUGHLAN</b>				
LAP	LAP TIME	DIFF	MPH	TIME OF DAY
1 -	2:44.692	16.931	64.89	09:24:15.260
2 -	2:30.456	2.695	71.03	09:26:45.716
3 -	2:30.057 (2)	2.296	71.22	09:29:15.773
4 -	<b>2:27.761 (1)</b>		<b>72.33</b>	<b>09:31:43.534</b>
5 -	2:30.316 (3)	2.555	71.10	09:34:13.850

<b>P3 37 Aldo MORELLO</b>				
LAP	LAP TIME	DIFF	MPH	TIME OF DAY
1 -	2:51.734	18.619	62.23	09:24:25.348
2 -	2:36.844	3.729	68.14	09:27:02.192
3 -	2:36.307	3.192	68.37	09:29:38.499
4 -	<b>2:33.115 (1)</b>		<b>69.80</b>	<b>09:32:11.614</b>
5 -	2:34.783 (2)	1.668	69.05	09:34:46.397
6 -	2:35.469 (3)	2.354	68.74	09:37:21.866

<b>P4 101 Richard PAYNE</b>				
LAP	LAP TIME	DIFF	MPH	TIME OF DAY
1 -	2:51.625	18.015	62.27	09:24:27.156
2 -	2:37.559 (3)	3.949	67.83	09:27:04.715
3 -	2:37.917	4.307	67.68	09:29:42.632
4 -	<b>2:33.610 (1)</b>		<b>69.57</b>	<b>09:32:16.242</b>
5 -	2:33.703 (2)	0.093	69.53	09:34:49.945

<b>P5 69 Stuart GILL</b>				
LAP	LAP TIME	DIFF	MPH	TIME OF DAY
1 -	2:57.207	16.791	60.31	09:24:45.788
2 -	2:47.468	7.052	63.82	09:27:33.256
3 -	2:45.318	4.902	64.65	09:30:18.574
4 -	2:45.281 (3)	4.865	64.66	09:33:03.855
5 -	<b>2:40.416 (1)</b>		<b>66.62</b>	<b>09:35:44.271</b>
6 -	2:42.371 (2)	1.955	65.82	09:38:26.642

<b>P6 48 Christos BOUZOUKIS</b>				
LAP	LAP TIME	DIFF	MPH	TIME OF DAY
1 -	3:10.363	13.536	56.14	09:30:59.674
2 -	<b>2:56.827 (1)</b>		<b>60.44</b>	<b>09:33:56.501</b>
3 -	3:12.600 (2)	15.773	55.49	09:37:09.101

Weather / Track : Cloudy / Wet

Results can be found at [www.tsl-timing.com](http://www.tsl-timing.com)

Snetterton 300  
Circuit Length = 2.9689 miles  
Start: 09:21 Flag 09:35 End: 09:38

Printed - 09:46 Saturday, 22 June 2013







# BMCRC-MRO Championships 2013 - Snetterton 300 Rnd 5

## Morello Services MRO Powerbikes inc Clubman 1000 & Rookie 1000

### RACE 3 - CLASSIFICATION

POS	NO	CL	PIC NAME	ENTRY	LAPS	TIME	GAP	DIFF	MPH	BEST	ON
1	90		1 Sam COVENTRY	BMW - Futuremoto/Continental	5	11:05.226			80.33	2:11.609	2
2	11		2 Peter BAKER	Kawasaki - Morello Services	5	11:14.634	9.408	9.408	79.21	2:12.940	2
3	42	C	1 Alan WOOD	Suzuki - alanwoodracing.co.uk	5	11:34.063	28.837	19.429	76.99	2:16.569	4
4	111	R	1 Adrian AVERRE	Aprilia -	5	11:43.436	38.210	9.373	75.97	2:13.690	5
5	63		3 James WHITE	Kawasaki - Team Afterdark	5	11:46.202	40.976	2.766	75.67	2:17.562	5
6	1		4 Michael NEEVES	BMW - BMW Park Lane	5	11:47.953	42.727	1.751	75.48	2:20.303	2
7	14	C	2 Bryan PARISH	Kawasaki - Allcool/Genstar	5	11:48.173	42.947	0.220	75.46	2:16.888	4
8	76	C	3 Jason BYARD	Kawasaki - May Construction	5	11:48.570	43.344	0.397	75.41	2:15.935	5
9	7	C	4 Chris WOOLLETT	Kawasaki - Littlewood Fencing	5	11:54.176	48.950	5.606	74.82	2:18.215	3
10	8	C	5 John COUGHLAN	Aprilia - Bikersworld	5	11:55.741	50.515	1.565	74.66	2:19.876	5
11	18		5 James COX	Kawasaki - Highbridge Caravans	5	11:55.990	50.764	0.249	74.63	2:19.767	5
12	58	C	6 Jamie LOVEDAY	Kawasaki - Insignia Signs	5	12:12.525	1:07.299	16.535	72.95	2:21.192	4
13	37	R	2 Aldo MORELLO	Yamaha - Morello Motorcycles	5	12:21.855	1:16.629	9.330	72.03	2:24.787	5
14	101	C	7 Richard PAYNE	Suzuki -	5	12:22.762	1:17.536	0.907	71.94	2:25.493	3
15	33	R	3 Dan VLADUCEANU	BMW -	5	12:32.797	1:27.571	10.035	70.98	2:23.483	5
16	15	R	4 Stuart YOUNG	Suzuki - SJY Tiling	5	12:33.135	1:27.909	0.338	70.95	2:23.609	5
17	17	R	5 Colin CLUNE	Yamaha -	5	12:33.177	1:27.951	0.042	70.95	2:24.659	5
18	46	R	6 Simon GATES	Yamaha -	5	12:43.395	1:38.169	10.218	70.00	2:27.768	3
19	26	R	7 Garry WEST	BMW -	5	12:48.545	1:43.319	5.150	69.53	2:26.130	5
20	80	R	8 Adam FOSTER	Honda -	5	12:48.857	1:43.631	0.312	69.50	2:25.803	5
21	43	R	9 Ben NEAGU	Honda -	5	12:55.888	1:50.662	7.031	68.87	2:27.723	5
22	148		6 Nicky WILSON	Ducati - Demon Designs UK	5	13:08.781	2:03.555	12.893	67.75	2:32.845	5
23	48	R	10 Christos BOUZOUKIS	Yamaha -	5	13:16.462	2:11.236	7.681	67.09	2:35.389	3

#### NOT CLASSIFIED

DNF	66		Joe CARNELL	Honda - PGM Plastering	4	9:29.486	1 Lap	1 Lap	75.07	2:17.547	4
DNF	97		James KIFF	Suzuki - JK Auto-Tek	3	7:10.983	2 Laps	1 Lap	74.39	2:19.166	3
DNF	30	C	Michael HONEY	Suzuki - Digital Barriers	1	2:24.772	4 Laps	2 Laps	73.82	2:24.772	1
DNF	23	C	Mark FINCHAM	BMW - Eurotech Bikesure	1	2:25.640	4 Laps		73.38	2:25.640	1
DNF	99		Barry CHAPMAN	BMW -	0						
DNF	69		Stuart GILL	Kawasaki - Slipstream/MSS	0						
DNF	6	C	Giles OLLEY	Suzuki - Webreality	0						
DNF	81		David FERNS	Kawasaki - Team Green GESracing	0						

#### FASTEST LAP

90			Sam COVENTRY	BMW - Futuremoto/Continental	2	2:11.609		81.21 mph		130.69 kph	
111	R		Adrian AVERRE	Aprilia -	5	2:13.690		79.94 mph		128.66 kph	
76	C		Jason BYARD	Kawasaki - May Construction	5	2:15.935		78.62 mph		126.53 kph	

Weather / Track : Cloudy / Wet

These results are provisional until the conclusion of any judicial and technical matters.

Snetterton 300

Circuit Length = 2.9689 miles

Start: 12:01 Flag 12:13 End: 12:15

Clerk Of Course :	Timekeeper :
-------------------	--------------

Results can be found at [www.tsl-timing.com](http://www.tsl-timing.com)

Printed - 12:16 Saturday, 22 June 2013



# BMCRC-MRO Championships 2013 - Snetterton 300 Rnd 5

## Morello Services MRO Powerbikes inc Clubman 1000 & Rookie 1000

### RACE 3 - LAP CHART

LAP 1		
NO	BEHIND	LAP TIME

90		2:18.114
11	1.976	2:20.090
42	4.658	2:22.772
30	6.658	2:24.772
1	6.995	2:25.109
23	7.526	2:25.640
8	9.774	2:27.888
97	10.295	2:28.409
18	10.490	2:28.604
63	12.787	2:30.901
66	13.147	2:31.261
111	13.556	2:31.670
76	14.669	2:32.783
14	14.764	2:32.878
58	15.694	2:33.808
37	15.937	2:34.051
7	16.670	2:34.784
101	17.649	2:35.763
15	22.386	2:40.500
33	23.982	2:42.096
48	25.522	2:43.636
17	26.204	2:44.318
80	27.265	2:45.379
46	28.834	2:46.948
26	28.915	2:47.029
43	30.778	2:48.892
148	31.810	2:49.924

LAP 2		
NO	BEHIND	LAP TIME

90		2:11.609
11	3.307	2:12.940
42	10.325	2:17.276
1	15.689	2:20.303
8	20.142	2:21.977
18	22.062	2:23.181
97	22.094	2:23.408
63	22.146	2:20.968
66	22.626	2:21.088
111	22.961	2:21.014
14	24.440	2:21.285
76	25.174	2:22.114
7	26.783	2:21.722
37	33.134	2:28.806
101	34.654	2:28.614
58	38.342	2:34.257
33	41.974	2:29.601
15	42.669	2:31.892
17	43.495	2:28.900
46	48.775	2:31.550
80	52.184	2:36.528
26	53.213	2:35.907
48	54.544	2:40.631
43	57.664	2:38.495
148	58.983	2:38.782

LAP 3		
NO	BEHIND	LAP TIME

90		2:11.646
11	5.678	2:14.017
42	17.048	2:18.369

1	25.135	2:21.092	37	1:16.629	2:24.787
63	28.894	2:18.394	101	1:17.536	2:25.614
97	29.614	2:19.166	33	1:27.571	2:23.483
111	29.814	2:18.499	15	1:27.909	2:23.609
66	30.570	2:19.590	17	1:27.951	2:24.659
14	31.786	2:18.992	46	1:38.169	2:29.267
8	32.363	2:23.867	26	1:43.319	2:26.130
18	32.610	2:22.194	80	1:43.631	2:25.803
76	32.729	2:19.201	43	1:50.662	2:27.723
7	33.352	2:18.215	148	2:03.555	2:32.845
37	47.411	2:25.923	48	2:11.236	2:41.298
58	48.187	2:21.491			
101	48.501	2:25.493			
17	1:00.830	2:28.981			
33	1:02.269	2:31.941			
15	1:02.298	2:31.275			
46	1:04.897	2:27.768			
80	1:12.871	2:32.333			
26	1:14.404	2:32.837			
48	1:18.287	2:35.389			
43	1:18.411	2:32.393			
148	1:20.953	2:33.616			

LAP 4		
NO	BEHIND	LAP TIME

90		2:11.953
11	7.390	2:13.665
42	21.664	2:16.569
1	34.298	2:21.116
63	35.318	2:18.377
66	36.164	2:17.547
111	36.424	2:18.563
14	36.721	2:16.888
76	39.313	2:18.537
7	41.027	2:19.628
8	42.543	2:22.133
18	42.901	2:22.244
58	57.426	2:21.192
37	1:03.746	2:28.288
101	1:03.826	2:27.278
17	1:15.196	2:26.319
33	1:15.992	2:25.676
15	1:16.204	2:25.859
46	1:20.806	2:27.862
26	1:29.093	2:26.642
80	1:29.732	2:28.814
43	1:34.843	2:28.385
48	1:41.842	2:35.508
148	1:42.614	2:33.614

LAP 5		
NO	BEHIND	LAP TIME

90		2:11.904
11	9.408	2:13.922
42	28.837	2:19.077
111	38.210	2:13.690
63	40.976	2:17.562
1	42.727	2:20.333
14	42.947	2:18.130
76	43.344	2:15.935
7	48.950	2:19.827
8	50.515	2:19.876
18	50.764	2:19.767
58	1:07.299	2:21.777

Weather / Track : Cloudy / Wet

Results can be found at [www.tsl-timing.com](http://www.tsl-timing.com)

Snetterton 300  
Circuit Length = 2.9689 miles  
Start: 12:01 Flag 12:13 End: 12:15

Printed - 12:18 Saturday, 22 June 2013

# BMCRC-MRO Championships 2013 - Snetterton 300 Rnd 5

## Morello Services MRO Powerbikes inc Clubman 1000 & Rookie 1000

### RACE 3 - LAP ANALYSIS

DIFF = Difference To Personal Best Lap

P1 90 Sam COVENTRY				
LAP	LAP TIME	DIFF	MPH	TIME OF DAY
1 -	2:18.114	6.505	77.38	12:04:15.295
2 -	<b>2:11.609 (1)</b>		<b>81.21</b>	<b>12:06:26.904</b>
3 -	2:11.646 (2)	0.037	81.18	12:08:38.550
4 -	2:11.953	0.344	80.99	12:10:50.503
5 -	2:11.904 (3)	0.295	81.02	12:13:02.407

P2 11 Peter BAKER				
LAP	LAP TIME	DIFF	MPH	TIME OF DAY
1 -	2:20.090	7.150	76.29	12:04:17.271
2 -	<b>2:12.940 (1)</b>		<b>80.39</b>	<b>12:06:30.211</b>
3 -	2:14.017	1.077	79.75	12:08:44.228
4 -	2:13.665 (2)	0.725	79.96	12:10:57.893
5 -	2:13.922 (3)	0.982	79.80	12:13:11.815

P3 42 Alan WOOD				
LAP	LAP TIME	DIFF	MPH	TIME OF DAY
1 -	2:22.772	6.203	74.86	12:04:19.953
2 -	2:17.276 (2)	0.707	77.85	12:06:37.229
3 -	2:18.369 (3)	1.800	77.24	12:08:55.598
4 -	<b>2:16.569 (1)</b>		<b>78.26</b>	<b>12:11:12.167</b>
5 -	2:19.077	2.508	76.85	12:13:31.244

P4 111 Adrian AVERRE				
LAP	LAP TIME	DIFF	MPH	TIME OF DAY
1 -	2:31.670	17.980	70.46	12:04:28.851
2 -	2:21.014	7.324	75.79	12:06:49.865
3 -	2:18.499 (2)	4.809	77.17	12:09:08.364
4 -	2:18.563 (3)	4.873	77.13	12:11:26.927
5 -	<b>2:13.690 (1)</b>		<b>79.94</b>	<b>12:13:40.617</b>

P5 63 James WHITE				
LAP	LAP TIME	DIFF	MPH	TIME OF DAY
1 -	2:30.901	13.339	70.82	12:04:28.082
2 -	2:20.968	3.406	75.81	12:06:49.050
3 -	2:18.394 (3)	0.832	77.22	12:09:07.444
4 -	2:18.377 (2)	0.815	77.23	12:11:25.821
5 -	<b>2:17.562 (1)</b>		<b>77.69</b>	<b>12:13:43.383</b>

P6 1 Michael NEEVES				
LAP	LAP TIME	DIFF	MPH	TIME OF DAY
1 -	2:25.109	4.806	73.65	12:04:22.290
2 -	<b>2:20.303 (1)</b>		<b>76.17</b>	<b>12:06:42.593</b>
3 -	2:21.092 (3)	0.789	75.75	12:09:03.685
4 -	2:21.116	0.813	75.73	12:11:24.801
5 -	2:20.333 (2)	0.030	76.16	12:13:45.134

P7 14 Bryan PARISH				
LAP	LAP TIME	DIFF	MPH	TIME OF DAY
1 -	2:32.878	15.990	69.91	12:04:30.059
2 -	2:21.285	4.397	75.64	12:06:51.344
3 -	2:18.992 (3)	2.104	76.89	12:09:10.336
4 -	<b>2:16.888 (1)</b>		<b>78.07</b>	<b>12:11:27.224</b>
5 -	2:18.130 (2)	1.242	77.37	12:13:45.354

DIFF = Difference To Personal Best Lap

P8 76 Jason BYARD				
LAP	LAP TIME	DIFF	MPH	TIME OF DAY
1 -	2:32.783	16.848	69.95	12:04:29.964
2 -	2:22.114	6.179	75.20	12:06:52.078
3 -	2:19.201 (3)	3.266	76.78	12:09:11.279
4 -	2:18.537 (2)	2.602	77.14	12:11:29.816
5 -	<b>2:15.935 (1)</b>		<b>78.62</b>	<b>12:13:45.751</b>

P9 7 Chris WOOLLETT				
LAP	LAP TIME	DIFF	MPH	TIME OF DAY
1 -	2:34.784	16.569	69.05	12:04:31.965
2 -	2:21.722	3.507	75.41	12:06:53.687
3 -	<b>2:18.215 (1)</b>		<b>77.32</b>	<b>12:09:11.902</b>
4 -	2:19.628 (2)	1.413	76.54	12:11:31.530
5 -	2:19.827 (3)	1.612	76.43	12:13:51.357

P10 8 John COUGHLAN				
LAP	LAP TIME	DIFF	MPH	TIME OF DAY
1 -	2:27.888	8.012	72.27	12:04:25.069
2 -	2:21.977 (2)	2.101	75.28	12:06:47.046
3 -	2:23.867	3.991	74.29	12:09:10.913
4 -	2:22.133 (3)	2.257	75.19	12:11:33.046
5 -	<b>2:19.876 (1)</b>		<b>76.41</b>	<b>12:13:52.922</b>

P11 18 James COX				
LAP	LAP TIME	DIFF	MPH	TIME OF DAY
1 -	2:28.604	8.837	71.92	12:04:25.785
2 -	2:23.181	3.414	74.64	12:06:48.966
3 -	2:22.194 (2)	2.427	75.16	12:09:11.160
4 -	2:22.244 (3)	2.477	75.13	12:11:33.404
5 -	<b>2:19.767 (1)</b>		<b>76.47</b>	<b>12:13:53.171</b>

P12 58 Jamie LOVEDAY				
LAP	LAP TIME	DIFF	MPH	TIME OF DAY
1 -	2:33.808	12.616	69.48	12:04:30.989
2 -	2:34.257	13.065	69.28	12:07:05.246
3 -	2:21.491 (2)	0.299	75.53	12:09:26.737
4 -	<b>2:21.192 (1)</b>		<b>75.69</b>	<b>12:11:47.929</b>
5 -	2:21.777 (3)	0.585	75.38	12:14:09.706

P13 37 Aldo MORELLO				
LAP	LAP TIME	DIFF	MPH	TIME OF DAY
1 -	2:34.051	9.264	69.37	12:04:31.232
2 -	2:28.806	4.019	71.82	12:07:00.038
3 -	2:25.923 (2)	1.136	73.24	12:09:25.961
4 -	2:28.288 (3)	3.501	72.07	12:11:54.249
5 -	<b>2:24.787 (1)</b>		<b>73.81</b>	<b>12:14:19.036</b>

P14 101 Richard PAYNE				
LAP	LAP TIME	DIFF	MPH	TIME OF DAY
1 -	2:35.763	10.270	68.61	12:04:32.944
2 -	2:28.614	3.121	71.91	12:07:01.558
3 -	<b>2:25.493 (1)</b>		<b>73.46</b>	<b>12:09:27.051</b>
4 -	2:27.278 (3)	1.785	72.57	12:11:54.329
5 -	2:25.614 (2)	0.121	73.40	12:14:19.943

Weather / Track : Cloudy / Wet

Snetterton 300  
Circuit Length = 2.9689 miles  
Start: 12:01 Flag 12:13 End: 12:15



**BMCRC-MRO Championships 2013 - Snetterton 300 Rnd 5**

**Morello Services MRO Powerbikes inc Clubman 1000 & Rookie 1000**

**RACE 13 - GRID**

ROW 8	31	81 David FERNS	30	99 Barry CHAPMAN	29	69 Stuart GILL		
ROW 7	28	6 Giles OLLEY	27	48 Christos BOUZOUKIS	26	148 Nicky WILSON	25	46 Simon GATES
ROW 6	24	43 Ben NEAGU	23	26 Garry WEST	22	80 Adam FOSTER	21	23 Mark FINCHAM
ROW 5	20	101 Richard PAYNE	19	37 Aldo MORELLO	18	30 Michael HONEY	17	17 Colin CLUNE
ROW 4	16	15 Stuart YOUNG	15	33 Dan VLADUCEANU	14	58 Jamie LOVEDAY	13	1 Michael NEEVES
ROW 3	12	8 John COUGHLAN	11	18 James COX	10	97 James KIFF	9	7 Chris WOOLLETT
ROW 2	8	63 James WHITE	7	66 Joe CARNELL	6	14 Bryan PARISH	5	42 Alan WOOD
ROW 1	4	76 Jason BYARD	3	111 Adrian AVERRE	2	11 Peter BAKER	1	90 Sam COVENTRY
<b>Pole</b>								

Snetterton 300  
Circuit Length = 2.9689 miles

**These results are provisional until the conclusion of any judicial and technical matters.**

Clerk Of Course :	Timekeeper :
-------------------	--------------

Results can be found at [www.tsl-timing.com](http://www.tsl-timing.com)

Printed - 12:20 Saturday, 22 June 2013



# BMCRC-MRO Championships 2013 - Snetterton 300 Rnd 5

Morello Services MRO Powerbikes inc Clubman 1000 & Rookie 1000

## RACE 3 - LAP ANALYSIS

DIFF = Difference To Personal Best Lap

<b>P15 33 Dan VLADUCEANU</b>				
LAP	LAP TIME	DIFF	MPH	TIME OF DAY
1 -	2:42.096	18.613	65.93	12:04:39.277
2 -	2:29.601 (3)	6.118	71.44	12:07:08.878
3 -	2:31.941	8.458	70.34	12:09:40.819
4 -	2:25.676 (2)	2.193	73.36	12:12:06.495
5 -	<b>2:23.483 (1)</b>		<b>74.49</b>	<b>12:14:29.978</b>

<b>P16 15 Stuart YOUNG</b>				
LAP	LAP TIME	DIFF	MPH	TIME OF DAY
1 -	2:40.500	16.891	66.59	12:04:37.681
2 -	2:31.892	8.283	70.36	12:07:09.573
3 -	2:31.275 (3)	7.666	70.65	12:09:40.848
4 -	2:25.859 (2)	2.250	73.27	12:12:06.707
5 -	<b>2:23.609 (1)</b>		<b>74.42</b>	<b>12:14:30.316</b>

<b>P17 17 Colin CLUNE</b>				
LAP	LAP TIME	DIFF	MPH	TIME OF DAY
1 -	2:44.318	19.659	65.04	12:04:41.499
2 -	2:28.900 (3)	4.241	71.78	12:07:10.399
3 -	2:28.981	4.322	71.74	12:09:39.380
4 -	2:26.319 (2)	1.660	73.04	12:12:05.699
5 -	<b>2:24.659 (1)</b>		<b>73.88</b>	<b>12:14:30.358</b>

<b>P18 46 Simon GATES</b>				
LAP	LAP TIME	DIFF	MPH	TIME OF DAY
1 -	2:46.948	19.180	64.02	12:04:44.129
2 -	2:31.550	3.782	70.52	12:07:15.679
3 -	<b>2:27.768 (1)</b>		<b>72.33</b>	<b>12:09:43.447</b>
4 -	2:27.862 (2)	0.094	72.28	12:12:11.309
5 -	2:29.267 (3)	1.499	71.60	12:14:40.576

<b>P19 26 Garry WEST</b>				
LAP	LAP TIME	DIFF	MPH	TIME OF DAY
1 -	2:47.029	20.899	63.98	12:04:44.210
2 -	2:35.907	9.777	68.55	12:07:20.117
3 -	2:32.837 (3)	6.707	69.93	12:09:52.954
4 -	2:26.642 (2)	0.512	72.88	12:12:19.596
5 -	<b>2:26.130 (1)</b>		<b>73.14</b>	<b>12:14:45.726</b>

<b>P20 80 Adam FOSTER</b>				
LAP	LAP TIME	DIFF	MPH	TIME OF DAY
1 -	2:45.379	19.576	64.62	12:04:42.560
2 -	2:36.528	10.725	68.28	12:07:19.088
3 -	2:32.333 (3)	6.530	70.16	12:09:51.421
4 -	2:28.814 (2)	3.011	71.82	12:12:20.235
5 -	<b>2:25.803 (1)</b>		<b>73.30</b>	<b>12:14:46.038</b>

<b>P21 43 Ben NEAGU</b>				
LAP	LAP TIME	DIFF	MPH	TIME OF DAY
1 -	2:48.892	21.169	63.28	12:04:46.073
2 -	2:38.495	10.772	67.43	12:07:24.568
3 -	2:32.393 (3)	4.670	70.13	12:09:56.961
4 -	2:28.385 (2)	0.662	72.02	12:12:25.346
5 -	<b>2:27.723 (1)</b>		<b>72.35</b>	<b>12:14:53.069</b>

DIFF = Difference To Personal Best Lap

<b>P22 148 Nicky WILSON</b>				
LAP	LAP TIME	DIFF	MPH	TIME OF DAY
1 -	2:49.924	17.079	62.89	12:04:47.105
2 -	2:38.782	5.937	67.31	12:07:25.887
3 -	2:33.616 (3)	0.771	69.57	12:09:59.503
4 -	2:33.614 (2)	0.769	69.57	12:12:33.117
5 -	<b>2:32.845 (1)</b>		<b>69.92</b>	<b>12:15:05.962</b>

<b>P23 48 Christos BOUZOUKIS</b>				
LAP	LAP TIME	DIFF	MPH	TIME OF DAY
1 -	2:43.636	8.247	65.31	12:04:40.817
2 -	2:40.631 (3)	5.242	66.53	12:07:21.448
3 -	<b>2:35.389 (1)</b>		<b>68.78</b>	<b>12:09:56.837</b>
4 -	2:35.508 (2)	0.119	68.73	12:12:32.345
5 -	2:41.298	5.909	66.26	12:15:13.643

<b>P24 66 Joe CARNELL</b>				
LAP	LAP TIME	DIFF	MPH	TIME OF DAY
1 -	2:31.261	13.714	70.65	12:04:28.442
2 -	2:21.088 (3)	3.541	75.75	12:06:49.530
3 -	2:19.590 (2)	2.043	76.56	12:09:09.120
4 -	<b>2:17.547 (1)</b>		<b>77.70</b>	<b>12:11:26.667</b>

<b>P25 97 James KIFF</b>				
LAP	LAP TIME	DIFF	MPH	TIME OF DAY
1 -	2:28.409 (3)	9.243	72.01	12:04:25.590
2 -	2:23.408 (2)	4.242	74.52	12:06:48.998
3 -	<b>2:19.166 (1)</b>		<b>76.80</b>	<b>12:09:08.164</b>

<b>P26 30 Michael HONEY</b>				
LAP	LAP TIME	DIFF	MPH	TIME OF DAY
1 -	<b>2:24.772 (1)</b>		<b>73.82</b>	<b>12:04:21.953</b>

<b>P27 23 Mark FINCHAM</b>				
LAP	LAP TIME	DIFF	MPH	TIME OF DAY
1 -	<b>2:25.640 (1)</b>		<b>73.38</b>	<b>12:04:22.821</b>

Weather / Track : Cloudy / Wet



# BMCRC-MRO Championships 2013 - Snetterton 300 Rnd 5

## Morello Services MRO Powerbikes inc Clubman 1000 & Rookie 1000

### RACE 13 - CLASSIFICATION

POS	NO	CL	PIC NAME	ENTRY	LAPS	TIME	GAP	DIFF	MPH	BEST	ON
1	11		1 Peter BAKER	Kawasaki - Morello Services	5	9:47.934			90.89	1:56.025	5
2	90		2 Sam COVENTRY	BMW - Futuramoto/Continental	5	9:48.006	0.072	0.072	90.88	1:55.976	4
3	18		3 James COX	Kawasaki - Highbridge Caravans	5	9:54.848	6.914	6.842	89.83	1:56.927	4
4	63		4 James WHITE	Kawasaki - Team Afterdark	5	10:03.646	15.712	8.798	88.52	1:58.078	5
5	1		5 Michael NEEVES	BMW - BMW Park Lane	5	10:03.821	15.887	0.175	88.50	1:58.803	2
6	76	C	1 Jason BYARD	Kawasaki - May Construction	5	10:16.241	28.307	12.420	86.71	1:59.752	4
7	97		6 James KIFF	Suzuki - JK Auto-Tek	5	10:22.818	34.884	6.577	85.80	2:01.681	2
8	30	C	2 Michael HONEY	Suzuki - Digital Barriers	5	10:22.898	34.964	0.080	85.79	2:00.879	4
9	14	C	3 Bryan PARISH	Kawasaki - Allcool/Genstar	5	10:25.700	37.766	2.802	85.40	2:02.796	5
10	8	C	4 John COUGHLAN	Aprilia - Bikersworld	5	10:25.774	37.840	0.074	85.39	2:01.756	5
11	42	C	5 Alan WOOD	Suzuki - alanwoodracing.co.uk	5	10:31.095	43.161	5.321	84.67	2:03.814	5
12	66		7 Joe CARNELL	Honda - PGM Plastering	5	10:32.439	44.505	1.344	84.49	2:04.377	4
13	58	C	6 Jamie LOVEDAY	Kawasaki - Insignia Signs	5	10:32.900	44.966	0.461	84.43	2:03.139	5
14	111	R	1 Adrian AVERRE	Aprilia -	5	10:34.097	46.163	1.197	84.27	2:04.719	3
15	23	C	7 Mark FINCHAM	BMW - Eurotech Bikesure	5	10:35.807	47.873	1.710	84.05	2:01.622	4
16	148		8 Nicky WILSON	Ducati - Demon Designs UK	5	10:37.411	49.477	1.604	83.83	2:04.416	4
17	7	C	8 Chris WOOLLETT	Kawasaki - Littlewood Fencing	5	10:38.427	50.493	1.016	83.70	2:04.844	4
18	17	R	2 Colin CLUNE	Yamaha -	5	10:52.950	1:05.016	14.523	81.84	2:07.858	2
19	80	R	3 Adam FOSTER	Honda -	5	11:04.172	1:16.238	11.222	80.46	2:08.501	5
20	101	C	9 Richard PAYNE	Suzuki -	5	11:10.195	1:22.261	6.023	79.73	2:09.867	5
21	33	R	4 Dan VLADUCEANU	BMW -	5	11:11.666	1:23.732	1.471	79.56	2:11.500	4
22	78	C	10 Barry DAVISON	Honda -	5	11:18.034	1:30.100	6.368	78.81	2:12.106	4
23	37	R	5 Aldo MORELLO	Yamaha - Morello Motorcycles	5	11:20.670	1:32.736	2.636	78.51	2:13.515	5
24	15	R	6 Stuart YOUNG	Suzuki - SJY Tiling	5	11:20.782	1:32.848	0.112	78.49	2:12.812	4
25	43	R	7 Ben NEAGU	Honda -	5	11:21.154	1:33.220	0.372	78.45	2:12.597	4
26	46	R	8 Simon GATES	Yamaha -	5	11:28.800	1:40.866	7.646	77.58	2:13.044	4
27	26	R	9 Garry WEST	BMW -	5	11:35.952	1:48.018	7.152	76.78	2:15.721	5
28	48	R	10 Christos BOUZOUKIS	Yamaha -	5	11:59.672	2:11.738	23.720	74.25	2:21.300	3
29	6	C	11 Giles OLLEY	Suzuki - Webreality	4	9:55.963	1 Lap	1 Lap	71.73	2:25.688	2

#### NOT CLASSIFIED

DNF	81		David FERNS	Kawasaki - Team Green GESracing	4	8:14.738	1 Lap		86.41	1:59.429	4
-----	----	--	-------------	---------------------------------	---	----------	-------	--	-------	----------	---

#### FASTEST LAP

	90		Sam COVENTRY	BMW - Futuramoto/Continental	4	1:55.976			92.15 mph	148.31 kph	
	76	C	Jason BYARD	Kawasaki - May Construction	4	1:59.752			89.25 mph	143.63 kph	
	111	R	Adrian AVERRE	Aprilia -	3	2:04.719			85.69 mph	137.91 kph	

Weather / Track : Cloudy / Dry

These results are provisional until the conclusion of any judicial and technical matters.

Snetterton 300

Circuit Length = 2.9689 miles

Start: 16:17 Flag 16:27 End: 16:30

Clerk Of Course :	Timekeeper :
-------------------	--------------

Results can be found at [www.tsl-timing.com](http://www.tsl-timing.com)

Printed - 16:31 Saturday, 22 June 2013



# BMCRC-MRO Championships 2013 - Snetterton 300 Rnd 5

## Morello Services MRO Powerbikes inc Clubman 1000 & Rookie 1000

### RACE 13 - LAP CHART

LAP 1			<b>6</b>	56.310	2:25.688	<b>26</b>	1:28.322	2:17.581
NO	BEHIND	LAP TIME	LAP 3			<b>48</b>	1:45.939	2:21.808
<b>90</b>		2:01.533	NO	BEHIND	LAP TIME	LAP 5		
<b>11</b>	0.574	2:02.107	<b>11</b>		1:56.651	NO	BEHIND	LAP TIME
<b>18</b>	3.833	2:05.366	<b>90</b>	0.212	1:56.771	<b>11</b>		1:56.025
<b>63</b>	5.169	2:06.702	<b>18</b>	4.175	1:57.056	<b>90</b>	0.072	1:55.979
<b>1</b>	6.266	2:07.799	<b>1</b>	9.761	1:58.998	<b>18</b>	6.914	1:57.907
<b>97</b>	6.367	2:07.900	<b>63</b>	10.894	2:00.337	<b>6</b>	1 Lap	2:32.766
<b>14</b>	10.090	2:11.623	<b>97</b>	15.708	2:01.966	<b>63</b>	15.712	1:58.078
<b>30</b>	10.405	2:11.938	<b>81</b>	19.470	2:01.034	<b>1</b>	15.887	1:59.031
<b>23</b>	11.153	2:12.686	<b>76</b>	20.440	2:00.543	<b>76</b>	28.307	2:00.210
<b>42</b>	11.236	2:12.769	<b>30</b>	20.711	2:01.876	<b>97</b>	34.884	2:09.493
<b>81</b>	11.328	2:12.861	<b>14</b>	23.407	2:03.458	<b>30</b>	34.964	2:05.469
<b>76</b>	11.551	2:13.084	<b>42</b>	26.088	2:03.977	<b>14</b>	37.766	2:02.796
<b>8</b>	12.096	2:13.629	<b>8</b>	26.162	2:03.449	<b>8</b>	37.840	2:01.756
<b>66</b>	12.389	2:13.922	<b>66</b>	27.514	2:04.958	<b>42</b>	43.161	2:03.814
<b>111</b>	13.036	2:14.569	<b>111</b>	28.282	2:04.719	<b>66</b>	44.505	2:04.709
<b>148</b>	14.401	2:15.934	<b>58</b>	30.483	2:04.832	<b>58</b>	44.966	2:03.139
<b>58</b>	15.073	2:16.606	<b>148</b>	31.410	2:05.108	<b>111</b>	46.163	2:05.162
<b>7</b>	15.161	2:16.694	<b>7</b>	32.818	2:05.179	<b>23</b>	47.873	2:03.286
<b>17</b>	15.694	2:17.227	<b>23</b>	35.060	2:15.749	<b>148</b>	49.477	2:05.746
<b>37</b>	19.799	2:21.332	<b>17</b>	39.571	2:10.325	<b>7</b>	50.493	2:04.926
<b>33</b>	20.221	2:21.754	<b>80</b>	49.857	2:10.867	<b>17</b>	1:05.016	2:09.202
<b>80</b>	20.596	2:22.129	<b>33</b>	52.017	2:12.280	<b>80</b>	1:16.238	2:08.501
<b>101</b>	21.646	2:23.179	<b>101</b>	52.702	2:12.124	<b>101</b>	1:22.261	2:09.867
<b>78</b>	22.001	2:23.534	<b>78</b>	54.364	2:13.228	<b>33</b>	1:23.732	2:12.310
<b>15</b>	23.729	2:25.262	<b>37</b>	56.307	2:15.374	<b>78</b>	1:30.100	2:15.725
<b>46</b>	24.070	2:25.603	<b>15</b>	58.899	2:14.267	<b>37</b>	1:32.736	2:13.515
<b>43</b>	24.249	2:25.782	<b>43</b>	59.528	2:13.519	<b>15</b>	1:32.848	2:13.232
<b>26</b>	25.759	2:27.292	<b>46</b>	1:06.666	2:14.060	<b>43</b>	1:33.220	2:13.190
<b>6</b>	28.277	2:29.810	<b>26</b>	1:06.811	2:18.048	<b>46</b>	1:40.866	2:13.251
<b>48</b>	31.412	2:32.945	<b>48</b>	1:20.201	2:21.300	<b>26</b>	1:48.018	2:15.721
LAP 2			<b>6</b>	1:27.358	2:27.699	<b>48</b>	2:11.738	2:21.824
NO	BEHIND	LAP TIME	LAP 4					
<b>11</b>		1:57.081	NO	BEHIND	LAP TIME			
<b>90</b>	0.092	1:57.747	<b>11</b>		1:56.070			
<b>18</b>	3.770	1:57.592	<b>90</b>	0.118	1:55.976			
<b>63</b>	7.208	1:59.694	<b>18</b>	5.032	1:56.927			
<b>1</b>	7.414	1:58.803	<b>1</b>	12.881	1:59.190			
<b>97</b>	10.393	2:01.681	<b>63</b>	13.659	1:58.835			
<b>81</b>	15.087	2:01.414	<b>97</b>	21.416	2:01.778			
<b>30</b>	15.486	2:02.736	<b>81</b>	22.829	1:59.429			
<b>23</b>	15.962	2:02.464	<b>76</b>	24.122	1:59.752			
<b>76</b>	16.548	2:02.652	<b>30</b>	25.520	2:00.879			
<b>14</b>	16.600	2:04.165	<b>14</b>	30.995	2:03.658			
<b>42</b>	18.762	2:05.181	<b>8</b>	32.109	2:02.017			
<b>66</b>	19.207	2:04.473	<b>42</b>	35.372	2:05.354			
<b>8</b>	19.364	2:04.923	<b>66</b>	35.821	2:04.377			
<b>111</b>	20.214	2:04.833	<b>111</b>	37.026	2:04.814			
<b>58</b>	22.302	2:04.884	<b>58</b>	37.852	2:03.439			
<b>148</b>	22.953	2:06.207	<b>148</b>	39.756	2:04.416			
<b>7</b>	24.290	2:06.784	<b>23</b>	40.612	2:01.622			
<b>17</b>	25.897	2:07.858	<b>7</b>	41.592	2:04.844			
<b>80</b>	35.641	2:12.700	<b>17</b>	51.839	2:08.338			
<b>33</b>	36.388	2:13.822	<b>80</b>	1:03.762	2:09.975			
<b>101</b>	37.229	2:13.238	<b>33</b>	1:07.447	2:11.500			
<b>37</b>	37.584	2:15.440	<b>101</b>	1:08.419	2:11.787			
<b>78</b>	37.787	2:13.441	<b>78</b>	1:10.400	2:12.106			
<b>15</b>	41.283	2:15.209	<b>37</b>	1:15.246	2:15.009			
<b>43</b>	42.660	2:16.066	<b>15</b>	1:15.641	2:12.812			
<b>26</b>	45.414	2:17.310	<b>43</b>	1:16.055	2:12.597			
<b>46</b>	49.257	2:22.842	<b>46</b>	1:23.640	2:13.044			
<b>48</b>	55.552	2:21.795						

Weather / Track : Cloudy / Dry

Results can be found at [www.tsl-timing.com](http://www.tsl-timing.com)

Snetterton 300

Circuit Length = 2.9689 miles

Start: 16:17 Flag 16:27 End: 16:30

Printed - 16:33 Saturday, 22 June 2013

# BMCRC-MRO Championships 2013 - Snetterton 300 Rnd 5

## Morello Services MRO Powerbikes inc Clubman 1000 & Rookie 1000

### RACE 13 - LAP ANALYSIS

DIFF = Difference To Personal Best Lap

P1 11 Peter BAKER				
LAP	LAP TIME	DIFF	MPH	TIME OF DAY
1 -	2:02.107	6.082	87.52	16:19:51.264
2 -	1:57.081	1.056	91.28	16:21:48.345
3 -	1:56.651 (3)	0.626	91.62	16:23:44.996
4 -	1:56.070 (2)	0.045	92.08	16:25:41.066
5 -	<b>1:56.025 (1)</b>		<b>92.11</b>	<b>16:27:37.091</b>

P2 90 Sam COVENTRY				
LAP	LAP TIME	DIFF	MPH	TIME OF DAY
1 -	2:01.533	5.557	87.94	16:19:50.690
2 -	1:57.747	1.771	90.77	16:21:48.437
3 -	1:56.771 (3)	0.795	91.53	16:23:45.208
4 -	<b>1:55.976 (1)</b>		<b>92.15</b>	<b>16:25:41.184</b>
5 -	1:55.979 (2)	0.003	92.15	16:27:37.163

P3 18 James COX				
LAP	LAP TIME	DIFF	MPH	TIME OF DAY
1 -	2:05.366	8.439	85.25	16:19:54.523
2 -	1:57.592 (3)	0.665	90.89	16:21:52.115
3 -	1:57.056 (2)	0.129	91.30	16:23:49.171
4 -	<b>1:56.927 (1)</b>		<b>91.40</b>	<b>16:25:46.098</b>
5 -	1:57.907	0.980	90.64	16:27:44.005

P4 63 James WHITE				
LAP	LAP TIME	DIFF	MPH	TIME OF DAY
1 -	2:06.702	8.624	84.35	16:19:55.859
2 -	1:59.694 (3)	1.616	89.29	16:21:55.553
3 -	2:00.337	2.259	88.81	16:23:55.890
4 -	1:58.835 (2)	0.757	89.94	16:25:54.725
5 -	<b>1:58.078 (1)</b>		<b>90.51</b>	<b>16:27:52.803</b>

P5 1 Michael NEEVES				
LAP	LAP TIME	DIFF	MPH	TIME OF DAY
1 -	2:07.799	8.996	83.63	16:19:56.956
2 -	<b>1:58.803 (1)</b>		<b>89.96</b>	<b>16:21:55.759</b>
3 -	1:58.998 (2)	0.195	89.81	16:23:54.757
4 -	1:59.190	0.387	89.67	16:25:53.947
5 -	1:59.031 (3)	0.228	89.79	16:27:52.978

P6 76 Jason BYARD				
LAP	LAP TIME	DIFF	MPH	TIME OF DAY
1 -	2:13.084	13.332	80.31	16:20:02.241
2 -	2:02.652	2.900	87.14	16:22:04.893
3 -	2:00.543 (3)	0.791	88.66	16:24:05.436
4 -	<b>1:59.752 (1)</b>		<b>89.25</b>	<b>16:26:05.188</b>
5 -	2:00.210 (2)	0.458	88.91	16:28:05.398

P7 97 James KIFF				
LAP	LAP TIME	DIFF	MPH	TIME OF DAY
1 -	2:07.900	6.219	83.56	16:19:57.057
2 -	<b>2:01.681 (1)</b>		<b>87.83</b>	<b>16:21:58.738</b>
3 -	2:01.966 (3)	0.285	87.63	16:24:00.704
4 -	2:01.778 (2)	0.097	87.76	16:26:02.482
5 -	2:09.493	7.812	82.53	16:28:11.975

DIFF = Difference To Personal Best Lap

P8 30 Michael HONEY				
LAP	LAP TIME	DIFF	MPH	TIME OF DAY
1 -	2:11.938	11.059	81.00	16:20:01.095
2 -	2:02.736 (3)	1.857	87.08	16:22:03.831
3 -	2:01.876 (2)	0.997	87.69	16:24:05.707
4 -	<b>2:00.879 (1)</b>		<b>88.41</b>	<b>16:26:06.586</b>
5 -	2:05.469	4.590	85.18	16:28:12.055

P9 14 Bryan PARISH				
LAP	LAP TIME	DIFF	MPH	TIME OF DAY
1 -	2:11.623	8.827	81.20	16:20:00.780
2 -	2:04.165	1.369	86.07	16:22:04.945
3 -	2:03.458 (2)	0.662	86.57	16:24:08.403
4 -	2:03.658 (3)	0.862	86.43	16:26:12.061
5 -	<b>2:02.796 (1)</b>		<b>87.03</b>	<b>16:28:14.857</b>

P10 8 John COUGHLAN				
LAP	LAP TIME	DIFF	MPH	TIME OF DAY
1 -	2:13.629	11.873	79.98	16:20:02.786
2 -	2:04.923	3.167	85.55	16:22:07.709
3 -	2:03.449 (3)	1.693	86.57	16:24:11.158
4 -	2:02.017 (2)	0.261	87.59	16:26:13.175
5 -	<b>2:01.756 (1)</b>		<b>87.78</b>	<b>16:28:14.931</b>

P11 42 Alan WOOD				
LAP	LAP TIME	DIFF	MPH	TIME OF DAY
1 -	2:12.769	8.955	80.50	16:20:01.926
2 -	2:05.181 (3)	1.367	85.38	16:22:07.107
3 -	2:03.977 (2)	0.163	86.21	16:24:11.084
4 -	2:05.354	1.540	85.26	16:26:16.438
5 -	<b>2:03.814 (1)</b>		<b>86.32</b>	<b>16:28:20.252</b>

P12 66 Joe CARNELL				
LAP	LAP TIME	DIFF	MPH	TIME OF DAY
1 -	2:13.922	9.545	79.80	16:20:03.079
2 -	2:04.473 (2)	0.096	85.86	16:22:07.552
3 -	2:04.958	0.581	85.53	16:24:12.510
4 -	<b>2:04.377 (1)</b>		<b>85.93</b>	<b>16:26:16.887</b>
5 -	2:04.709 (3)	0.332	85.70	16:28:21.596

P13 58 Jamie LOVEDAY				
LAP	LAP TIME	DIFF	MPH	TIME OF DAY
1 -	2:16.606	13.467	78.23	16:20:05.763
2 -	2:04.884	1.745	85.58	16:22:10.647
3 -	2:04.832 (3)	1.693	85.61	16:24:15.479
4 -	2:03.439 (2)	0.300	86.58	16:26:18.918
5 -	<b>2:03.139 (1)</b>		<b>86.79</b>	<b>16:28:22.057</b>

P14 111 Adrian AVERRE				
LAP	LAP TIME	DIFF	MPH	TIME OF DAY
1 -	2:14.569	9.850	79.42	16:20:03.726
2 -	2:04.833 (3)	0.114	85.61	16:22:08.559
3 -	<b>2:04.719 (1)</b>		<b>85.69</b>	<b>16:24:13.278</b>
4 -	2:04.814 (2)	0.095	85.63	16:26:18.092
5 -	2:05.162	0.443	85.39	16:28:23.254

Weather / Track : Cloudy / Dry

Snetterton 300  
Circuit Length = 2.9689 miles  
Start: 16:17 Flag 16:27 End: 16:30



# BMCRC-MRO Championships 2013 - Snetterton 300 Rnd 5

Morello Services MRO Powerbikes inc Clubman 1000 & Rookie 1000

## RACE 13 - LAP ANALYSIS

DIFF = Difference To Personal Best Lap

P15 23 Mark FINCHAM				
LAP	LAP TIME	DIFF	MPH	TIME OF DAY
1 -	2:12.686	11.064	80.55	16:20:01.843
2 -	2:02.464 (2)	0.842	87.27	16:22:04.307
3 -	2:15.749	14.127	78.73	16:24:20.056
4 -	<b>2:01.622 (1)</b>		<b>87.87</b>	<b>16:26:21.678</b>
5 -	2:03.286 (3)	1.664	86.69	16:28:24.964

P16 148 Nicky WILSON				
LAP	LAP TIME	DIFF	MPH	TIME OF DAY
1 -	2:15.934	11.518	78.62	16:20:05.091
2 -	2:06.207	1.791	84.68	16:22:11.298
3 -	2:05.108 (2)	0.692	85.43	16:24:16.406
4 -	<b>2:04.416 (1)</b>		<b>85.90</b>	<b>16:26:20.822</b>
5 -	2:05.746 (3)	1.330	84.99	16:28:26.568

P17 7 Chris WOOLLETT				
LAP	LAP TIME	DIFF	MPH	TIME OF DAY
1 -	2:16.694	11.850	78.18	16:20:05.851
2 -	2:06.784	1.940	84.30	16:22:12.635
3 -	2:05.179 (3)	0.335	85.38	16:24:17.814
4 -	<b>2:04.844 (1)</b>		<b>85.61</b>	<b>16:26:22.658</b>
5 -	2:04.926 (2)	0.082	85.55	16:28:27.584

P18 17 Colin CLUNE				
LAP	LAP TIME	DIFF	MPH	TIME OF DAY
1 -	2:17.227	9.369	77.88	16:20:06.384
2 -	<b>2:07.858 (1)</b>		<b>83.59</b>	<b>16:22:14.242</b>
3 -	2:10.325	2.467	82.01	16:24:24.567
4 -	2:08.338 (2)	0.480	83.28	16:26:32.905
5 -	2:09.202 (3)	1.344	82.72	16:28:42.107

P19 80 Adam FOSTER				
LAP	LAP TIME	DIFF	MPH	TIME OF DAY
1 -	2:22.129	13.628	75.19	16:20:11.286
2 -	2:12.700	4.199	80.54	16:22:23.986
3 -	2:10.867 (3)	2.366	81.67	16:24:34.853
4 -	2:09.975 (2)	1.474	82.23	16:26:44.828
5 -	<b>2:08.501 (1)</b>		<b>83.17</b>	<b>16:28:53.329</b>

P20 101 Richard PAYNE				
LAP	LAP TIME	DIFF	MPH	TIME OF DAY
1 -	2:23.179	13.312	74.64	16:20:12.336
2 -	2:13.238	3.371	80.21	16:22:25.574
3 -	2:12.124 (3)	2.257	80.89	16:24:37.698
4 -	2:11.787 (2)	1.920	81.10	16:26:49.485
5 -	<b>2:09.867 (1)</b>		<b>82.30</b>	<b>16:28:59.352</b>

P21 33 Dan VLADUCEANU				
LAP	LAP TIME	DIFF	MPH	TIME OF DAY
1 -	2:21.754	10.254	75.39	16:20:10.911
2 -	2:13.822	2.322	79.86	16:22:24.733
3 -	2:12.280 (2)	0.780	80.79	16:24:37.013
4 -	<b>2:11.500 (1)</b>		<b>81.27</b>	<b>16:26:48.513</b>
5 -	2:12.310 (3)	0.810	80.78	16:29:00.823

DIFF = Difference To Personal Best Lap

P22 78 Barry DAVISON				
LAP	LAP TIME	DIFF	MPH	TIME OF DAY
1 -	2:23.534	11.428	74.46	16:20:12.691
2 -	2:13.441 (3)	1.335	80.09	16:22:26.132
3 -	2:13.228 (2)	1.122	80.22	16:24:39.360
4 -	<b>2:12.106 (1)</b>		<b>80.90</b>	<b>16:26:51.466</b>
5 -	2:15.725	3.619	78.74	16:29:07.191

P23 37 Aldo MORELLO				
LAP	LAP TIME	DIFF	MPH	TIME OF DAY
1 -	2:21.332	7.817	75.62	16:20:10.489
2 -	2:15.440	1.925	78.91	16:22:25.929
3 -	2:15.374 (3)	1.859	78.95	16:24:41.303
4 -	2:15.009 (2)	1.494	79.16	16:26:56.312
5 -	<b>2:13.515 (1)</b>		<b>80.05</b>	<b>16:29:09.827</b>

P24 15 Stuart YOUNG				
LAP	LAP TIME	DIFF	MPH	TIME OF DAY
1 -	2:25.262	12.450	73.57	16:20:14.419
2 -	2:15.209	2.397	79.04	16:22:29.628
3 -	2:14.267 (3)	1.455	79.60	16:24:43.895
4 -	<b>2:12.812 (1)</b>		<b>80.47</b>	<b>16:26:56.707</b>
5 -	2:13.232 (2)	0.420	80.22	16:29:09.939

P25 43 Ben NEAGU				
LAP	LAP TIME	DIFF	MPH	TIME OF DAY
1 -	2:25.782	13.185	73.31	16:20:14.939
2 -	2:16.066	3.469	78.55	16:22:31.005
3 -	2:13.519 (3)	0.922	80.04	16:24:44.524
4 -	<b>2:12.597 (1)</b>		<b>80.60</b>	<b>16:26:57.121</b>
5 -	2:13.190 (2)	0.593	80.24	16:29:10.311

P26 46 Simon GATES				
LAP	LAP TIME	DIFF	MPH	TIME OF DAY
1 -	2:25.603	12.559	73.40	16:20:14.760
2 -	2:22.842	9.798	74.82	16:22:37.602
3 -	2:14.060 (3)	1.016	79.72	16:24:51.662
4 -	<b>2:13.044 (1)</b>		<b>80.33</b>	<b>16:27:04.706</b>
5 -	2:13.251 (2)	0.207	80.21	16:29:17.957

P27 26 Garry WEST				
LAP	LAP TIME	DIFF	MPH	TIME OF DAY
1 -	2:27.292	11.571	72.56	16:20:16.449
2 -	2:17.310 (2)	1.589	77.83	16:22:33.759
3 -	2:18.048	2.327	77.42	16:24:51.807
4 -	2:17.581 (3)	1.860	77.68	16:27:09.388
5 -	<b>2:15.721 (1)</b>		<b>78.75</b>	<b>16:29:25.109</b>

P28 48 Christos BOUZOUKIS				
LAP	LAP TIME	DIFF	MPH	TIME OF DAY
1 -	2:32.945	11.645	69.88	16:20:22.102
2 -	2:21.795 (2)	0.495	75.37	16:22:43.897
3 -	<b>2:21.300 (1)</b>		<b>75.64</b>	<b>16:25:05.197</b>
4 -	2:21.808 (3)	0.508	75.37	16:27:27.005
5 -	2:21.824	0.524	75.36	16:29:48.829

Weather / Track : Cloudy / Dry

Snetterton 300  
Circuit Length = 2.9689 miles  
Start: 16:17 Flag 16:27 End: 16:30

# BMCRC-MRO Championships 2013 - Snetterton 300 Rnd 5

Morello Services MRO Powerbikes inc Clubman 1000 & Rookie 1000

## RACE 13 - LAP ANALYSIS

DIFF = Difference To Personal Best Lap

<b>P29 6 Giles OLLEY</b>				
LAP	LAP TIME	DIFF	MPH	TIME OF DAY
1 -	2:29.810 (3)	4.122	71.34	16:20:18.967
2 -	<b>2:25.688 (1)</b>		<b>73.36</b>	<b>16:22:44.655</b>
3 -	2:27.699 (2)	2.011	72.36	16:25:12.354
4 -	2:32.766	7.078	69.96	16:27:45.120

<b>P30 81 David FERNS</b>				
LAP	LAP TIME	DIFF	MPH	TIME OF DAY
1 -	2:12.861	13.432	80.44	16:20:02.018
2 -	2:01.414 (3)	1.985	88.03	16:22:03.432
3 -	2:01.034 (2)	1.605	88.30	16:24:04.466
4 -	<b>1:59.429 (1)</b>		<b>89.49</b>	<b>16:26:03.895</b>



**BMCRC-MRO Championships 2013 - Snetterton 300 Rnd 5**

**Morello Services MRO Powerbikes inc Clubman 1000 & Rookie 1000**

**RACE 4 - GRID**

ROW 8			30	2:25.688 6 Giles OLLEY	29	2:21.300 48 Christos BOUZOUKIS			
ROW 7		28	2:15.721 26 Garry WEST	27	2:13.515 37 Aldo MORELLO	26	2:13.044 46 Simon GATES	25	2:12.812 15 Stuart YOUNG
ROW 6	24	2:12.597 43 Ben NEAGU	23	2:12.106 78 Barry DAVISON	22	2:11.500 33 Dan VLADUCEANU	21	2:09.867 101 Richard PAYNE	
ROW 5		20	2:08.501 80 Adam FOSTER	19	2:07.858 17 Colin CLUNE	18	2:04.844 7 Chris WOOLLETT	17	2:04.719 111 Adrian AVERRE
ROW 4	16	2:04.416 148 Nicky WILSON	15	2:04.377 66 Joe CARNELL	14	2:03.814 42 Alan WOOD	13	2:03.139 58 Jamie LOVEDAY	
ROW 3		12	2:02.796 14 Bryan PARISH	11	2:01.756 8 John COUGHLAN	10	2:01.681 97 James KIFF	9	2:01.622 23 Mark FINCHAM
ROW 2	8	2:00.879 30 Michael HONEY	7	1:59.752 76 Jason BYARD	6	1:59.429 81 David FERNS	5	1:58.803 1 Michael NEEVES	
ROW 1		4	1:58.078 63 James WHITE	3	1:56.927 18 James COX	2	1:56.025 11 Peter BAKER	1	1:55.976 90 Sam COVENTRY
									<b>Pole</b>

Snetterton 300  
Circuit Length = 2.9689 miles

These results are provisional until the conclusion of any judicial and technical matters.

Clerk Of Course :		Timekeeper :	
-------------------	--	--------------	--

Results can be found at [www.tsl-timing.com](http://www.tsl-timing.com)

Printed - 16:34 Saturday, 22 June 2013



# BMCRC-MRO Championships 2013 - Snetterton 300 Rnd 5

## BMCRC Rookie 1000

### RACE 21 - SNETTERTON MARCH ROUND - CLASSIFICATION

POS	NO	CL	PIC NAME	ENTRY	LAPS	TIME	GAP	DIFF	MPH	BEST	ON
1	111	R	1 Adrian AVERRE	Aprilia -	5	11:50.155			75.25	2:17.168	5
2	15	R	2 Stuart YOUNG	Suzuki - SJY Tiling	5	11:50.733	0.578	0.578	75.19	2:15.647	5
3	17	R	3 Colin CLUNE	Yamaha -	5	11:52.685	2.530	1.952	74.98	2:17.416	5
4	33	R	4 Dan VLADUCEANU	BMW -	5	12:15.448	25.293	22.763	72.66	2:21.993	3
5	46	R	5 Simon GATES	Yamaha -	5	12:38.300	48.145	22.852	70.47	2:28.451	4
6	43	R	6 Ben NEAGU	Honda -	5	13:03.942	1:13.787	25.642	68.16	2:31.204	4
7	26	R	7 Garry WEST	BMW -	5	13:08.066	1:17.911	4.124	67.81	2:34.465	1

NOT CLASSIFIED

DNF	80	R	Adam FOSTER	Honda -	2	5:08.534	3 Laps	3 Laps	69.28	2:32.288	2
-----	----	---	-------------	---------	---	----------	--------	--------	-------	----------	---

FASTEST LAP

15	R	Stuart YOUNG	Suzuki - SJY Tiling	5	2:15.647	78.79 mph	126.80 kph
----	---	--------------	---------------------	---	----------	-----------	------------

Weather / Track : Showers / Wet

These results are provisional until the conclusion of any judicial and technical matters.

Snetterton 300

Circuit Length = 2.9689 miles

Start: 09:49 Flag 10:00 End: 10:03

Clerk Of Course :	Timekeeper :
-------------------	--------------

Results can be found at [www.tsl-timing.com](http://www.tsl-timing.com)

Printed - 10:08 Sunday, 23 June 2013



# BMCRC-MRO Championships 2013 - Snetterton 300 Rnd 5

## BMCRC Rookie 600 & Rookie 1000

### RACE 21 - SNETTERTON MARCH ROUND - LAP CHART

LAP 1		
NO	BEHIND	LAP TIME

111		2:28.658
33	3.241	2:31.899
15	3.618	2:32.276
17	3.833	2:32.491
26	5.807	2:34.465
80	7.588	2:36.246
46	8.842	2:37.500
43	16.972	2:45.630
57	1:01.796	3:30.454
23	1:03.687	3:32.345
38	1:04.198	3:32.856
61	1:06.300	3:34.958
54	1:06.711	3:35.369
66	1:08.420	3:37.078
36	1:10.246	3:38.904
27	1:11.383	3:40.041
99	1:11.735	3:40.393
117	1:13.849	3:42.507
115	1:14.072	3:42.730
107	1:15.695	3:44.353
75	1:17.474	3:46.132
88	1:17.566	3:46.224
31	1:18.687	3:47.345
92	1:19.111	3:47.769
55	1:20.096	3:48.754

LAP 2		
NO	BEHIND	LAP TIME

111		2:22.439
17	3.668	2:22.274
15	4.674	2:23.495
33	6.232	2:25.430
46	17.390	2:30.987
80	17.437	2:32.288
26	22.417	2:39.049
43	31.794	2:37.261
57	58.499	2:19.142
38	59.493	2:17.734
23	1:04.840	2:23.592
61	1:08.404	2:24.543
66	1:08.693	2:22.712
99	1:10.722	2:21.426
117	1:15.547	2:24.137
27	1:16.170	2:27.226
36	1:16.556	2:28.749
75	1:21.914	2:26.879
115	1:22.831	2:31.198
107	1:25.421	2:32.165
88	1:26.647	2:31.520
55	1:29.719	2:32.062
92	1:31.375	2:34.703
31	1:34.291	2:38.043

LAP 3		
NO	BEHIND	LAP TIME

111		2:21.149
17	2.774	2:20.255
15	2.973	2:19.448
33	7.076	2:21.993
46	26.403	2:30.162
26	40.699	2:39.431

43	47.693	2:37.048
38	56.578	2:18.234
57	57.055	2:19.705
66	1:09.819	2:22.275
61	1:10.862	2:23.607
117	1:16.756	2:22.358
99	1:20.873	2:31.300
36	1:21.483	2:26.076
27	1:21.695	2:26.674
75	1:23.259	2:22.494
115	1:30.119	2:28.437
107	1:36.217	2:31.945
55	1:38.971	2:30.401
88	1:39.698	2:34.200
92	1:40.502	2:30.276
31	1:55.633	2:42.491

LAP 4		
NO	BEHIND	LAP TIME

111		2:20.741
15	2.099	2:19.867
17	2.282	2:20.249
33	10.803	2:24.468
46	34.113	2:28.451
38	54.282	2:18.445
57	54.936	2:18.622
43	58.156	2:31.204
26	58.503	2:38.545
66	1:11.043	2:21.965
61	1:11.838	2:21.717
117	1:17.705	2:21.690
75	1:24.804	2:22.286
36	1:25.454	2:24.712
27	1:25.703	2:24.749
99	1:27.470	2:27.338
115	1:40.222	2:30.844
55	1:45.170	2:26.940
88	1:47.874	2:28.917
107	1:47.978	2:32.502
92	1:48.185	2:28.424

LAP 5		
NO	BEHIND	LAP TIME

111		2:17.168
31	1 Lap	2:42.773
15	0.578	2:15.647
17	2.530	2:17.416
33	25.293	2:31.658
46	48.145	2:31.200
38	53.199	2:16.085
57	57.706	2:19.938
43	1:13.787	2:32.799
66	1:15.340	2:21.465
61	1:15.430	2:20.760
26	1:17.911	2:36.576
117	1:22.881	2:22.344
75	1:26.269	2:18.633
36	1:31.892	2:23.606
99	1:38.528	2:28.226
55	1:52.262	2:24.260
115	1:54.471	2:31.417
92	1:59.371	2:28.354
88	2:00.005	2:29.299
107	2:07.336	2:36.526

Weather / Track : Showers / Wet

Results can be found at [www.tsl-timing.com](http://www.tsl-timing.com)

Snetterton 300

Circuit Length = 2.9689 miles

Start: 09:49 Flag 10:00 End: 10:03

Printed - 10:06 Sunday, 23 June 2013

# BMCRC-MRO Championships 2013 - Snetterton 300 Rnd 5

## BMCRC Rookie 1000

### RACE 21 - SNETTERTON MARCH ROUND - LAP ANALYSIS

DIFF = Difference To Personal Best Lap

<b>P1 111 Adrian AVERRE</b>				
LAP	LAP TIME	DIFF	MPH	TIME OF DAY
1 -	2:28.658	11.490	71.89	09:51:38.188
2 -	2:22.439	5.271	75.03	09:54:00.627
3 -	2:21.149 (3)	3.981	75.72	09:56:21.776
4 -	2:20.741 (2)	3.573	75.94	09:58:42.517
5 -	<b>2:17.168 (1)</b>		<b>77.91</b>	<b>10:00:59.685</b>

<b>P2 15 Stuart YOUNG</b>				
LAP	LAP TIME	DIFF	MPH	TIME OF DAY
1 -	2:32.276	16.629	70.18	09:51:41.806
2 -	2:23.495	7.848	74.48	09:54:05.301
3 -	2:19.448 (2)	3.801	76.64	09:56:24.749
4 -	2:19.867 (3)	4.220	76.41	09:58:44.616
5 -	<b>2:15.647 (1)</b>		<b>78.79</b>	<b>10:01:00.263</b>

<b>P3 17 Colin CLUNE</b>				
LAP	LAP TIME	DIFF	MPH	TIME OF DAY
1 -	2:32.491	15.075	70.08	09:51:42.021
2 -	2:22.274	4.858	75.12	09:54:04.295
3 -	2:20.255 (3)	2.839	76.20	09:56:24.550
4 -	2:20.249 (2)	2.833	76.20	09:58:44.799
5 -	<b>2:17.416 (1)</b>		<b>77.77</b>	<b>10:01:02.215</b>

<b>P4 33 Dan VLADUCEANU</b>				
LAP	LAP TIME	DIFF	MPH	TIME OF DAY
1 -	2:31.899	9.906	70.36	09:51:41.429
2 -	2:25.430 (3)	3.437	73.49	09:54:06.859
3 -	<b>2:21.993 (1)</b>		<b>75.27</b>	<b>09:56:28.852</b>
4 -	2:24.468 (2)	2.475	73.98	09:58:53.320
5 -	2:31.658	9.665	70.47	10:01:24.978

<b>P5 46 Simon GATES</b>				
LAP	LAP TIME	DIFF	MPH	TIME OF DAY
1 -	2:37.500	9.049	67.86	09:51:47.030
2 -	2:30.987 (3)	2.536	70.78	09:54:18.017
3 -	2:30.162 (2)	1.711	71.17	09:56:48.179
4 -	<b>2:28.451 (1)</b>		<b>71.99</b>	<b>09:59:16.630</b>
5 -	2:31.200	2.749	70.68	10:01:47.830

<b>P6 43 Ben NEAGU</b>				
LAP	LAP TIME	DIFF	MPH	TIME OF DAY
1 -	2:45.630	14.426	64.52	09:51:55.160
2 -	2:37.261	6.057	67.96	09:54:32.421
3 -	2:37.048 (3)	5.844	68.05	09:57:09.469
4 -	<b>2:31.204 (1)</b>		<b>70.68</b>	<b>09:59:40.673</b>
5 -	2:32.799 (2)	1.595	69.94	10:02:13.472

<b>P7 26 Garry WEST</b>				
LAP	LAP TIME	DIFF	MPH	TIME OF DAY
1 -	<b>2:34.465 (1)</b>		<b>69.19</b>	<b>09:51:43.995</b>
2 -	2:39.049	4.583	67.19	09:54:23.044
3 -	2:39.431	4.965	67.03	09:57:02.475
4 -	2:38.545 (3)	4.079	67.41	09:59:41.020
5 -	2:36.576 (2)	2.110	68.26	10:02:17.596

DIFF = Difference To Personal Best Lap

<b>P8 80 Adam FOSTER</b>				
LAP	LAP TIME	DIFF	MPH	TIME OF DAY
1 -	2:36.246 (2)	3.958	68.40	09:51:45.776
2 -	<b>2:32.288 (1)</b>		<b>70.18</b>	<b>09:54:18.064</b>

Weather / Track : Showers / Wet

Results can be found at [www.tsl-timing.com](http://www.tsl-timing.com)

Snetterton 300  
Circuit Length = 2.9689 miles  
Start: 09:49 Flag 10:00 End: 10:03

Printed - 10:10 Sunday, 23 June 2013



# BMCRC-MRO Championships 2013 - Snetterton 300 Rnd 5

## Morello Services MRO Powerbikes inc Clubman 1000 & Rookie 1000

### RACE 4 - CLASSIFICATION

POS	NO	CL	PIC NAME	ENTRY	LAPS	TIME	GAP	DIFF	MPH	BEST	ON
1	11		Peter BAKER	Kawasaki - Morello Services	5	11:00.515			80.90	2:09.812	5
2	90		Sam COVENTRY	BMW - Futuramoto/Continental	5	11:00.585	0.070	0.070	80.89	2:09.767	5
3	115		Jon WAGHORN	BMW -	5	11:43.556	43.041	42.971	75.95	2:16.064	5
4	63		James WHITE	Kawasaki - Team Afterdark	5	11:43.896	43.381	0.340	75.92	2:14.626	5
5	47	C	Daryl DANCE	BMW -	5	11:44.197	43.682	0.301	75.88	2:15.334	5
6	30	C	Michael HONEY	Suzuki - Digital Barriers	5	11:44.275	43.760	0.078	75.87	2:16.371	5
7	7	C	Chris WOOLLETT	Kawasaki - Littlewood Fencing	5	11:47.578	47.063	3.303	75.52	2:15.412	5
8	10		Steve MURPHY	Kawasaki -	5	11:53.915	53.400	6.337	74.85	2:16.120	5
9	8	C	John COUGHLAN	Aprilia - Bikersworld	5	11:53.969	53.454	0.054	74.84	2:19.138	4
10	14	C	Bryan PARISH	Kawasaki - Allcool/Genstar	5	11:55.248	54.733	1.279	74.71	2:18.757	4
11	76	C	Jason BYARD	Kawasaki - May Construction	5	11:55.253	54.738	0.005	74.71	2:17.015	5
12	23	C	Mark FINCHAM	BMW - Eurotech Bikesure	5	12:01.403	1:00.888	6.150	74.07	2:19.754	3
13	15	R	Stuart YOUNG	Suzuki - SJY Tiling	5	12:02.343	1:01.828	0.940	73.98	2:20.610	4
14	97		James KIFF	Suzuki - JK Auto-Tek	5	12:05.553	1:05.038	3.210	73.65	2:20.596	3
15	66		Joe CARNELL	Honda - PGM Plastering	5	12:07.343	1:06.828	1.790	73.47	2:23.213	3
16	17	R	Colin CLUNE	Yamaha -	5	12:07.675	1:07.160	0.332	73.43	2:19.420	4
17	43	R	Ben NEAGU	Honda -	5	12:15.780	1:15.265	8.105	72.63	2:21.701	4
18	101	C	Richard PAYNE	Suzuki -	5	12:18.938	1:18.423	3.158	72.32	2:22.221	4
19	148		Nicky WILSON	Ducati - Demon Designs UK	5	12:20.687	1:20.172	1.749	72.14	2:23.898	4
20	33	R	Dan VLADUCEANU	BMW -	5	12:22.256	1:21.741	1.569	71.99	2:21.801	4
21	46	R	Simon GATES	Yamaha -	5	12:40.886	1:40.371	18.630	70.23	2:27.841	4
22	80	R	Adam FOSTER	Honda -	5	12:50.118	1:49.603	9.232	69.39	2:27.865	5
23	48	R	Christos BOUZOUKIS	Yamaha -	5	13:13.810	2:13.295	23.692	67.32	2:31.347	3
24	6	C	Giles OLLEY	Suzuki - Webreality	5	13:23.827	2:23.312	10.017	66.48	2:35.798	2
25	26	R	Garry WEST	BMW -	5	13:25.616	2:25.101	1.789	66.33	2:36.989	5

#### NOT CLASSIFIED

DNF	111	R	Adrian AVERRE	Aprilia -	4	9:33.265	1 Lap	1 Lap	74.57	2:16.102	4
DNF	42	C	Alan WOOD	Suzuki - alanwoodracing.co.uk	4	9:44.163	1 Lap	10.898	73.18	2:18.580	4
DNF	18		James COX	Kawasaki - Highbridge Caravans	2	4:54.508	3 Laps	2 Laps	72.58	2:24.531	2
DNF	58	C	Jamie LOVEDAY	Kawasaki - Insignia Signs	2	5:00.507	3 Laps	5.999	71.13	2:23.809	2
DNF	1		Michael NEEVES	BMW - BMW Park Lane	0						

#### FASTEST LAP

90			Sam COVENTRY	BMW - Futuramoto/Continental	5	2:09.767	82.36 mph	132.55 kph
47	C		Daryl DANCE	BMW -	5	2:15.334	78.97 mph	127.09 kph
111	R		Adrian AVERRE	Aprilia -	4	2:16.102	78.52 mph	126.38 kph

Weather / Track : Cloudy / Wet

These results are provisional until the conclusion of any judicial and technical matters.

Snetterton 300

Circuit Length = 2.9689 miles

Start: 11:40 Flag 11:51 End: 11:54

Clerk Of Course :	Timekeeper :
-------------------	--------------

Results can be found at [www.tsl-timing.com](http://www.tsl-timing.com)

Printed - 12:04 Sunday, 23 June 2013



# BMCRC-MRO Championships 2013 - Snetterton 300 Rnd 5

## Morello Services MRO Powerbikes inc Clubman 1000 & Rookie 1000

### RACE 4 - LAP CHART

LAP 1		
NO	BEHIND	LAP TIME

90		2:16.061
11	0.872	2:16.933
30	12.878	2:28.939
97	13.121	2:29.182
18	13.916	2:29.977
63	14.021	2:30.082
23	14.474	2:30.535
14	14.607	2:30.668
47	14.712	2:30.773
8	15.471	2:31.532
66	15.902	2:31.963
76	16.625	2:32.686
111	17.282	2:33.343
7	18.117	2:34.178
115	18.383	2:34.444
15	19.417	2:35.478
58	20.637	2:36.698
17	21.120	2:37.181
148	22.475	2:38.536
10	23.117	2:39.178
43	23.972	2:40.033
33	25.582	2:41.643
42	26.486	2:42.547
101	26.498	2:42.559
46	28.864	2:44.925
6	32.497	2:48.558
48	33.035	2:49.096
80	34.185	2:50.246
26	36.904	2:52.965

LAP 2		
NO	BEHIND	LAP TIME

90		2:12.410
11	0.150	2:11.688
30	22.680	2:22.212
63	23.778	2:22.167
23	23.927	2:21.863
47	24.777	2:22.475
97	25.170	2:24.459
115	25.424	2:19.451
18	26.037	2:24.531
14	26.880	2:24.683
8	26.997	2:23.936
66	27.222	2:23.730
76	27.765	2:23.550
111	28.352	2:23.480
7	28.828	2:23.121
15	29.818	2:22.811
58	32.036	2:23.809
17	32.267	2:23.557
10	33.298	2:22.591
148	36.072	2:26.007
42	37.286	2:23.210
43	38.483	2:26.921
101	39.753	2:25.665
33	41.627	2:28.455
46	46.599	2:30.145
80	55.048	2:33.273
6	55.885	2:35.798
48	56.387	2:35.762
26	1:04.427	2:39.933

LAP 3		
NO	BEHIND	LAP TIME

11		2:11.054
90	0.557	2:11.761
30	30.635	2:19.159
115	30.872	2:16.652
23	32.477	2:19.754
47	32.711	2:19.138
63	33.144	2:20.570
97	34.562	2:20.596
8	35.935	2:20.142
7	36.288	2:18.664
14	37.112	2:21.436
111	37.488	2:20.340
66	39.231	2:23.213
76	39.375	2:22.814
10	40.644	2:18.550
15	40.947	2:22.333
17	44.869	2:23.806
42	45.908	2:19.826
148	49.655	2:24.787
43	52.047	2:24.768
101	53.353	2:24.804
33	54.170	2:23.747
46	1:04.145	2:28.750
80	1:14.057	2:30.213
48	1:16.530	2:31.347
6	1:21.085	2:36.404
26	1:31.330	2:38.107

LAP 4		
NO	BEHIND	LAP TIME

11		2:11.028
90	0.115	2:10.586
115	36.789	2:16.945
30	37.201	2:17.594
47	38.160	2:16.477
63	38.567	2:16.451
23	41.299	2:19.850
7	41.463	2:16.203
111	42.562	2:16.102
8	44.045	2:19.138
14	44.841	2:18.757
10	47.092	2:17.476
76	47.535	2:19.188
97	49.430	2:25.896
15	50.529	2:20.610
66	52.836	2:24.633
17	53.261	2:19.420
42	53.460	2:18.580
148	1:02.525	2:23.898
43	1:02.720	2:21.701
101	1:04.546	2:22.221
33	1:04.943	2:21.801
46	1:20.958	2:27.841
80	1:31.550	2:28.521
48	1:39.633	2:34.131
6	1:48.963	2:38.906
26	1:57.924	2:37.622

LAP 5		
NO	BEHIND	LAP TIME

11		2:09.812
----	--	----------

90	0.070	2:09.767
115	43.041	2:16.064
63	43.381	2:14.626
47	43.682	2:15.334
30	43.760	2:16.371
7	47.063	2:15.412
10	53.400	2:16.120
8	53.454	2:19.221
14	54.718	2:19.689
76	54.738	2:17.015
23	1:00.888	2:29.401
15	1:01.828	2:21.111
97	1:05.038	2:25.420
66	1:06.828	2:23.804
17	1:07.160	2:23.711
43	1:15.265	2:22.357
101	1:18.423	2:23.689
148	1:20.172	2:27.459
33	1:21.741	2:26.610
46	1:40.371	2:29.225
80	1:49.603	2:27.865
48	2:13.295	2:43.474
6	2:23.312	2:44.161
26	2:25.101	2:36.989

Weather / Track : Cloudy / Wet

Results can be found at [www.tsl-timing.com](http://www.tsl-timing.com)

Snetterton 300  
Circuit Length = 2.9689 miles  
Start: 11:40 Flag 11:51 End: 11:54

Printed - 11:56 Sunday, 23 June 2013



# BMCRC-MRO Championships 2013 - Snetterton 300 Rnd 5

## Morello Services MRO Powerbikes inc Clubman 1000 & Rookie 1000

### RACE 4 - LAP ANALYSIS

DIFF = Difference To Personal Best Lap

<b>P1 11 Peter BAKER</b>				
LAP	LAP TIME	DIFF	MPH	TIME OF DAY
1 -	2:16.933	7.121	78.05	11:42:18.114
2 -	2:11.688	1.876	81.16	11:44:29.802
3 -	2:11.054 (3)	1.242	81.55	11:46:40.856
4 -	2:11.028 (2)	1.216	81.57	11:48:51.884
5 -	<b>2:09.812 (1)</b>		<b>82.33</b>	<b>11:51:01.696</b>

<b>P2 90 Sam COVENTRY</b>				
LAP	LAP TIME	DIFF	MPH	TIME OF DAY
1 -	2:16.061	6.294	78.55	11:42:17.242
2 -	2:12.410	2.643	80.71	11:44:29.652
3 -	2:11.761 (3)	1.994	81.11	11:46:41.413
4 -	2:10.586 (2)	0.819	81.84	11:48:51.999
5 -	<b>2:09.767 (1)</b>		<b>82.36</b>	<b>11:51:01.766</b>

<b>P3 115 Jon WAGHORN</b>				
LAP	LAP TIME	DIFF	MPH	TIME OF DAY
1 -	2:34.444	18.380	69.20	11:42:35.625
2 -	2:19.451	3.387	76.64	11:44:55.076
3 -	2:16.652 (2)	0.588	78.21	11:47:11.728
4 -	2:16.945 (3)	0.881	78.04	11:49:28.673
5 -	<b>2:16.064 (1)</b>		<b>78.55</b>	<b>11:51:44.737</b>

<b>P4 63 James WHITE</b>				
LAP	LAP TIME	DIFF	MPH	TIME OF DAY
1 -	2:30.082	15.456	71.21	11:42:31.263
2 -	2:22.167	7.541	75.17	11:44:53.430
3 -	2:20.570 (3)	5.944	76.03	11:47:14.000
4 -	2:16.451 (2)	1.825	78.32	11:49:30.451
5 -	<b>2:14.626 (1)</b>		<b>79.39</b>	<b>11:51:45.077</b>

<b>P5 47 Daryl DANCE</b>				
LAP	LAP TIME	DIFF	MPH	TIME OF DAY
1 -	2:30.773	15.439	70.88	11:42:31.954
2 -	2:22.475	7.141	75.01	11:44:54.429
3 -	2:19.138 (3)	3.804	76.81	11:47:13.567
4 -	2:16.477 (2)	1.143	78.31	11:49:30.044
5 -	<b>2:15.334 (1)</b>		<b>78.97</b>	<b>11:51:45.378</b>

<b>P6 30 Michael HONEY</b>				
LAP	LAP TIME	DIFF	MPH	TIME OF DAY
1 -	2:28.939	12.568	71.76	11:42:30.120
2 -	2:22.212	5.841	75.15	11:44:52.332
3 -	2:19.159 (3)	2.788	76.80	11:47:11.491
4 -	2:17.594 (2)	1.223	77.67	11:49:29.085
5 -	<b>2:16.371 (1)</b>		<b>78.37</b>	<b>11:51:45.456</b>

<b>P7 7 Chris WOOLLETT</b>				
LAP	LAP TIME	DIFF	MPH	TIME OF DAY
1 -	2:34.178	18.766	69.32	11:42:35.359
2 -	2:23.121	7.709	74.67	11:44:58.480
3 -	2:18.664 (3)	3.252	77.07	11:47:17.144
4 -	2:16.203 (2)	0.791	78.47	11:49:33.347
5 -	<b>2:15.412 (1)</b>		<b>78.93</b>	<b>11:51:48.759</b>

DIFF = Difference To Personal Best Lap

<b>P8 10 Steve MURPHY</b>				
LAP	LAP TIME	DIFF	MPH	TIME OF DAY
1 -	2:39.178	23.058	67.14	11:42:40.359
2 -	2:22.591	6.471	74.95	11:45:02.950
3 -	2:18.550 (3)	2.430	77.14	11:47:21.500
4 -	2:17.476 (2)	1.356	77.74	11:49:38.976
5 -	<b>2:16.120 (1)</b>		<b>78.51</b>	<b>11:51:55.096</b>

<b>P9 8 John COUGHLAN</b>				
LAP	LAP TIME	DIFF	MPH	TIME OF DAY
1 -	2:31.532	12.394	70.53	11:42:32.713
2 -	2:23.936	4.798	74.25	11:44:56.649
3 -	2:20.142 (3)	1.004	76.26	11:47:16.791
4 -	<b>2:19.138 (1)</b>		<b>76.81</b>	<b>11:49:35.929</b>
5 -	2:19.221 (2)	0.083	76.77	11:51:55.150

<b>P10 14 Bryan PARISH</b>				
LAP	LAP TIME	DIFF	MPH	TIME OF DAY
1 -	2:30.668	11.911	70.93	11:42:31.849
2 -	2:24.683	5.926	73.87	11:44:56.532
3 -	2:21.436 (3)	2.679	75.56	11:47:17.968
4 -	<b>2:18.757 (1)</b>		<b>77.02</b>	<b>11:49:36.725</b>
5 -	2:19.689 (2)	0.932	76.51	11:51:56.414

<b>P11 76 Jason BYARD</b>				
LAP	LAP TIME	DIFF	MPH	TIME OF DAY
1 -	2:32.686	15.671	70.00	11:42:33.867
2 -	2:23.550	6.535	74.45	11:44:57.417
3 -	2:22.814 (3)	5.799	74.83	11:47:20.231
4 -	2:19.188 (2)	2.173	76.78	11:49:39.419
5 -	<b>2:17.015 (1)</b>		<b>78.00</b>	<b>11:51:56.434</b>

<b>P12 23 Mark FINCHAM</b>				
LAP	LAP TIME	DIFF	MPH	TIME OF DAY
1 -	2:30.535	10.781	71.00	11:42:31.716
2 -	2:21.863 (3)	2.109	75.34	11:44:53.579
3 -	<b>2:19.754 (1)</b>		<b>76.47</b>	<b>11:47:13.333</b>
4 -	2:19.850 (2)	0.096	76.42	11:49:33.183
5 -	2:29.401	9.647	71.53	11:52:02.584

<b>P13 15 Stuart YOUNG</b>				
LAP	LAP TIME	DIFF	MPH	TIME OF DAY
1 -	2:35.478	14.868	68.74	11:42:36.659
2 -	2:22.811	2.201	74.84	11:44:59.470
3 -	2:22.333 (3)	1.723	75.09	11:47:21.803
4 -	<b>2:20.610 (1)</b>		<b>76.01</b>	<b>11:49:42.413</b>
5 -	2:21.111 (2)	0.501	75.74	11:52:03.524

<b>P14 97 James KIFF</b>				
LAP	LAP TIME	DIFF	MPH	TIME OF DAY
1 -	2:29.182	8.586	71.64	11:42:30.363
2 -	2:24.459 (2)	3.863	73.98	11:44:54.822
3 -	<b>2:20.596 (1)</b>		<b>76.01</b>	<b>11:47:15.418</b>
4 -	2:25.896	5.300	73.25	11:49:41.314
5 -	2:25.420 (3)	4.824	73.49	11:52:06.734

Weather / Track : Cloudy / Wet

Snetterton 300  
Circuit Length = 2.9689 miles  
Start: 11:40 Flag 11:51 End: 11:54

# BMCRC-MRO Championships 2013 - Snetterton 300 Rnd 5

## Morello Services MRO Powerbikes inc Clubman 1000 & Rookie 1000

### RACE 4 - LAP ANALYSIS

DIFF = Difference To Personal Best Lap

P15 66 Joe CARNELL				
LAP	LAP TIME	DIFF	MPH	TIME OF DAY
1 -	2:31.963	8.750	70.33	11:42:33.144
2 -	2:23.730 (2)	0.517	74.36	11:44:56.874
3 -	<b>2:23.213 (1)</b>		<b>74.63</b>	<b>11:47:20.087</b>
4 -	2:24.633	1.420	73.89	11:49:44.720
5 -	2:23.804 (3)	0.591	74.32	11:52:08.524

P16 17 Colin CLUNE				
LAP	LAP TIME	DIFF	MPH	TIME OF DAY
1 -	2:37.181	17.761	67.99	11:42:38.362
2 -	2:23.557 (2)	4.137	74.45	11:45:01.919
3 -	2:23.806	4.386	74.32	11:47:25.725
4 -	<b>2:19.420 (1)</b>		<b>76.66</b>	<b>11:49:45.145</b>
5 -	2:23.711 (3)	4.291	74.37	11:52:08.856

P17 43 Ben NEAGU				
LAP	LAP TIME	DIFF	MPH	TIME OF DAY
1 -	2:40.033	18.332	66.78	11:42:41.214
2 -	2:26.921	5.220	72.74	11:45:08.135
3 -	2:24.768 (3)	3.067	73.82	11:47:32.903
4 -	<b>2:21.701 (1)</b>		<b>75.42</b>	<b>11:49:54.604</b>
5 -	2:22.357 (2)	0.656	75.07	11:52:16.961

P18 101 Richard PAYNE				
LAP	LAP TIME	DIFF	MPH	TIME OF DAY
1 -	2:42.559	20.338	65.74	11:42:43.740
2 -	2:25.665	3.444	73.37	11:45:09.405
3 -	2:24.804 (3)	2.583	73.81	11:47:34.209
4 -	<b>2:22.221 (1)</b>		<b>75.15</b>	<b>11:49:56.430</b>
5 -	2:23.689 (2)	1.468	74.38	11:52:20.119

P19 148 Nicky WILSON				
LAP	LAP TIME	DIFF	MPH	TIME OF DAY
1 -	2:38.536	14.638	67.41	11:42:39.717
2 -	2:26.007 (3)	2.109	73.20	11:45:05.724
3 -	2:24.787 (2)	0.889	73.81	11:47:30.511
4 -	<b>2:23.898 (1)</b>		<b>74.27</b>	<b>11:49:54.409</b>
5 -	2:27.459	3.561	72.48	11:52:21.868

P20 33 Dan VLADUCEANU				
LAP	LAP TIME	DIFF	MPH	TIME OF DAY
1 -	2:41.643	19.842	66.12	11:42:42.824
2 -	2:28.455	6.654	71.99	11:45:11.279
3 -	2:23.747 (2)	1.946	74.35	11:47:35.026
4 -	<b>2:21.801 (1)</b>		<b>75.37</b>	<b>11:49:56.827</b>
5 -	2:26.610 (3)	4.809	72.90	11:52:23.437

P21 46 Simon GATES				
LAP	LAP TIME	DIFF	MPH	TIME OF DAY
1 -	2:44.925	17.084	64.80	11:42:46.106
2 -	2:30.145	2.304	71.18	11:45:16.251
3 -	2:28.750 (2)	0.909	71.85	11:47:45.001
4 -	<b>2:27.841 (1)</b>		<b>72.29</b>	<b>11:50:12.842</b>
5 -	2:29.225 (3)	1.384	71.62	11:52:42.067

DIFF = Difference To Personal Best Lap

P22 80 Adam FOSTER				
LAP	LAP TIME	DIFF	MPH	TIME OF DAY
1 -	2:50.246	22.381	62.78	11:42:51.427
2 -	2:33.273	5.408	69.73	11:45:24.700
3 -	2:30.213 (3)	2.348	71.15	11:47:54.913
4 -	2:28.521 (2)	0.656	71.96	11:50:23.434
5 -	<b>2:27.865 (1)</b>		<b>72.28</b>	<b>11:52:51.299</b>

P23 48 Christos BOUZOUKIS				
LAP	LAP TIME	DIFF	MPH	TIME OF DAY
1 -	2:49.096	17.749	63.20	11:42:50.277
2 -	2:35.762 (3)	4.415	68.61	11:45:26.039
3 -	<b>2:31.347 (1)</b>		<b>70.61</b>	<b>11:47:57.386</b>
4 -	2:34.131 (2)	2.784	69.34	11:50:31.517
5 -	2:43.474	12.127	65.38	11:53:14.991

P24 6 Giles OLLEY				
LAP	LAP TIME	DIFF	MPH	TIME OF DAY
1 -	2:48.558	12.760	63.40	11:42:49.739
2 -	<b>2:35.798 (1)</b>		<b>68.60</b>	<b>11:45:25.537</b>
3 -	2:36.404 (2)	0.606	68.33	11:48:01.941
4 -	2:38.906 (3)	3.108	67.26	11:50:40.847
5 -	2:44.161	8.363	65.10	11:53:25.008

P25 26 Garry WEST				
LAP	LAP TIME	DIFF	MPH	TIME OF DAY
1 -	2:52.965	15.976	61.79	11:42:54.146
2 -	2:39.933	2.944	66.82	11:45:34.079
3 -	2:38.107 (3)	1.118	67.60	11:48:12.186
4 -	2:37.622 (2)	0.633	67.80	11:50:49.808
5 -	<b>2:36.989 (1)</b>		<b>68.08</b>	<b>11:53:26.797</b>

P26 111 Adrian AVERRE				
LAP	LAP TIME	DIFF	MPH	TIME OF DAY
1 -	2:33.343	17.241	69.70	11:42:34.524
2 -	2:23.480 (3)	7.378	74.49	11:44:58.004
3 -	2:20.340 (2)	4.238	76.15	11:47:18.344
4 -	<b>2:16.102 (1)</b>		<b>78.52</b>	<b>11:49:34.446</b>

P27 42 Alan WOOD				
LAP	LAP TIME	DIFF	MPH	TIME OF DAY
1 -	2:42.547	23.967	65.75	11:42:43.728
2 -	2:23.210 (3)	4.630	74.63	11:45:06.938
3 -	2:19.826 (2)	1.246	76.43	11:47:26.764
4 -	<b>2:18.580 (1)</b>		<b>77.12</b>	<b>11:49:45.344</b>

P28 18 James COX				
LAP	LAP TIME	DIFF	MPH	TIME OF DAY
1 -	2:29.977 (2)	5.446	71.26	11:42:31.158
2 -	<b>2:24.531 (1)</b>		<b>73.95</b>	<b>11:44:55.689</b>

P29 58 Jamie LOVEDAY				
LAP	LAP TIME	DIFF	MPH	TIME OF DAY
1 -	2:36.698 (2)	12.889	68.20	11:42:37.879
2 -	<b>2:23.809 (1)</b>		<b>74.32</b>	<b>11:45:01.688</b>

Weather / Track : Cloudy / Wet

Snetterton 300  
Circuit Length = 2.9689 miles  
Start: 11:40 Flag 11:51 End: 11:54



**BMCRC-MRO Championships 2013 - Snetterton 300 Rnd 5**

**Morello Services MRO Powerbikes inc Clubman 1000 & Rookie 1000**

**RACE 15 - GRID**

ROW 8				30   1 Michael NEEVES   2:36.989	29   26 Garry WEST
ROW 7	28   6 Giles OLLEY   2:35.798		27   48 Christos BOUZOUKIS   2:31.347	26   80 Adam FOSTER   2:27.865	25   46 Simon GATES   2:27.841
ROW 6	24   18 James COX   2:24.531	23   148 Nicky WILSON   2:23.898	22   58 Jamie LOVEDAY   2:23.809	21   66 Joe CARNELL   2:23.213	
ROW 5	20   101 Richard PAYNE   2:22.221		19   33 Dan VLADUCEANU   2:21.801	18   43 Ben NEAGU   2:21.701	17   15 Stuart YOUNG   2:20.610
ROW 4	16   97 James KIFF   2:20.596	15   23 Mark FINCHAM   2:19.754	14   17 Colin CLUNE   2:19.420	13   8 John COUGHLAN   2:19.138	
ROW 3		12   14 Bryan PARISH   2:18.757	11   42 Alan WOOD   2:18.580	10   76 Jason BYARD   2:17.015	9   30 Michael HONEY   2:16.371
ROW 2	8   10 Steve MURPHY   2:16.120	7   111 Adrian AVERRE   2:16.102	6   115 Jon WAGHORN   2:16.064	5   7 Chris WOOLLETT   2:15.412	
ROW 1	4   47 Daryl DANCE   2:15.334		3   63 James WHITE   2:14.626	2   11 Peter BAKER   2:09.812	1   90 Sam COVENTRY   2:09.767
					<b>Pole</b>

Snetterton 300  
Circuit Length = 2.9689 miles

**These results are provisional until the conclusion of any judicial and technical matters.**

Clerk Of Course :		Timekeeper :
-------------------	--	--------------

Results can be found at [www.tsl-timing.com](http://www.tsl-timing.com)

Printed - 11:58 Sunday, 23 June 2013





# BMCRC-MRO Championships 2013 - Snetterton 300 Rnd 5

## Morello Services MRO Powerbikes inc Clubman 1000 & Rookie 1000

### RACE 15 - CLASSIFICATION

POS	NO	CL	PIC NAME	ENTRY	LAPS	TIME	GAP	DIFF	MPH	BEST	ON
1	90		1 Sam COVENTRY	BMW - Futuramoto/Continental	5	10:34.077			84.28	2:05.839	2
2	63		2 James WHITE	Kawasaki - Team Afterdark	5	10:37.856	3.779	3.779	83.78	2:04.791	4
3	10		3 Steve MURPHY	Kawasaki -	5	10:39.245	5.168	1.389	83.59	2:05.499	3
4	115		4 Jon WAGHORN	BMW -	5	10:42.965	8.888	3.720	83.11	2:06.513	4
5	97		5 James KIFF	Suzuki - JK Auto-Tek	5	10:45.694	11.617	2.729	82.76	2:06.413	4
6	11		6 Peter BAKER	Kawasaki - Morello Services	5	10:47.951	13.874	2.257	82.47	2:08.033	2
7	30	C	1 Michael HONEY	Suzuki - Digital Barriers	5	10:57.620	23.543	9.669	81.26	2:09.176	2
8	47	C	2 Daryl DANCE	BMW -	5	10:58.170	24.093	0.550	81.19	2:10.276	2
9	8	C	3 John COUGHLAN	Aprilia - Bikersworld	5	11:00.339	26.262	2.169	80.92	2:10.293	2
10	7	C	4 Chris WOOLLETT	Kawasaki - Littlewood Fencing	5	11:03.280	29.203	2.941	80.56	2:10.223	2
11	76	C	5 Jason BYARD	Kawasaki - May Construction	5	11:04.832	30.755	1.552	80.38	2:10.499	2
12	23	C	6 Mark FINCHAM	BMW - Eurotech Bikesure	5	11:07.173	33.096	2.341	80.09	2:10.418	2
13	14	C	7 Bryan PARISH	Kawasaki - Allcool/Genstar	5	11:17.963	43.886	10.790	78.82	2:12.238	2
14	43	R	1 Ben NEAGU	Honda -	5	11:23.913	49.836	5.950	78.13	2:13.891	3
15	15	R	2 Stuart YOUNG	Suzuki - SJY Tiling	5	11:25.137	51.060	1.224	77.99	2:14.295	3
16	33	R	3 Dan VLADUCEANU	BMW -	5	11:26.011	51.934	0.874	77.90	2:13.773	3
17	66		7 Joe CARNELL	Honda - PGM Plastering	5	11:39.399	1:05.322	13.388	76.40	2:10.031	2
18	46	R	4 Simon GATES	Yamaha -	5	11:39.571	1:05.494	0.172	76.39	2:16.114	3
19	80	R	5 Adam FOSTER	Honda -	5	11:45.079	1:11.002	5.508	75.79	2:16.089	2

#### NOT CLASSIFIED

DNF	17	R	Colin CLUNE	Yamaha -	2	4:40.625	3 Laps	3 Laps	76.17	2:17.167	2
DNF	101	C	Richard PAYNE	Suzuki -	1	2:25.884	4 Laps	1 Lap	73.26	2:25.884	1
DNF	58	C	Jamie LOVEDAY	Kawasaki - Insignia Signs	0						

#### FASTEST LAP

63			James WHITE	Kawasaki - Team Afterdark	4	2:04.791	85.64 mph	137.83 kph			
30	C		Michael HONEY	Suzuki - Digital Barriers	2	2:09.176	82.74 mph	133.15 kph			
33	R		Dan VLADUCEANU	BMW -	3	2:13.773	79.89 mph	128.58 kph			

Weather / Track : Cloudy / Dry

These results are provisional until the conclusion of any judicial and technical matters.

Snetterton 300

Circuit Length = 2.9689 miles

Start: 15:46 Flag 15:57 End: 15:58

Clerk Of Course :	Timekeeper :
-------------------	--------------

Results can be found at [www.tsl-timing.com](http://www.tsl-timing.com)

Printed - 15:59 Sunday, 23 June 2013



# BMCRC-MRO Championships 2013 - Snetterton 300 Rnd 5

## Morello Services MRO Powerbikes inc Clubman 1000 & Rookie 1000

### RACE 15 - LAP CHART

LAP 1		
NO	BEHIND	LAP TIME

90		2:06.481
11	6.331	2:12.812
115	6.389	2:12.870
63	7.182	2:13.663
10	7.325	2:13.806
97	8.155	2:14.636
47	8.424	2:14.905
30	9.029	2:15.510
23	10.120	2:16.601
8	10.684	2:17.165
7	11.148	2:17.629
76	11.710	2:18.191
66	12.791	2:19.272
14	15.898	2:22.379
15	16.705	2:23.186
17	16.977	2:23.458
33	17.535	2:24.016
43	18.222	2:24.703
80	19.059	2:25.540
101	19.403	2:25.884
46	21.390	2:27.871

LAP 2		
NO	BEHIND	LAP TIME

90		2:05.839
11	8.525	2:08.033
115	8.664	2:08.114
10	8.747	2:07.261
63	9.174	2:07.831
97	9.852	2:07.536
30	12.366	2:09.176
47	12.861	2:10.276
23	14.699	2:10.418
8	15.138	2:10.293
7	15.532	2:10.223
76	16.370	2:10.499
66	16.983	2:10.031
14	22.297	2:12.238
33	27.676	2:15.980
43	27.753	2:15.370
15	28.201	2:17.335
17	28.305	2:17.167
80	29.309	2:16.089
46	32.361	2:16.810

LAP 3		
NO	BEHIND	LAP TIME

90		2:07.422
10	6.824	2:05.499
63	8.512	2:06.760
115	9.631	2:08.389
11	10.131	2:09.028
97	10.325	2:07.895
30	14.819	2:09.875
47	15.842	2:10.403
23	19.381	2:12.104
8	19.531	2:11.815
7	19.615	2:11.505
76	20.480	2:11.532
14	29.393	2:14.518
66	30.340	2:20.779

33	34.027	2:13.773
43	34.222	2:13.891
15	35.074	2:14.295
80	39.409	2:17.522
46	41.053	2:16.114

LAP 4		
NO	BEHIND	LAP TIME

90		2:07.113
10	5.913	2:06.202
63	6.190	2:04.791
115	9.031	2:06.513
97	9.625	2:06.413
11	12.073	2:09.055
30	18.498	2:10.792
47	20.107	2:11.378
8	22.749	2:10.331
7	22.788	2:10.286
23	26.057	2:13.789
76	26.380	2:13.013
14	36.066	2:13.786
33	41.969	2:15.055
43	42.145	2:15.036
15	42.527	2:14.566
66	49.902	2:26.675
46	52.731	2:18.791
80	53.786	2:21.490

LAP 5		
NO	BEHIND	LAP TIME

90		2:07.222
63	3.779	2:04.811
10	5.168	2:06.477
115	8.888	2:07.079
97	11.617	2:09.214
11	13.874	2:09.023
30	23.543	2:12.267
47	24.093	2:11.208
8	26.262	2:10.735
7	29.203	2:13.637
76	30.755	2:11.597
23	33.096	2:14.261
14	43.886	2:15.042
43	49.836	2:14.913
15	51.060	2:15.755
33	51.934	2:17.187
66	1:05.322	2:22.642
46	1:05.494	2:19.985
80	1:11.002	2:24.438

Weather / Track : Cloudy / Dry

Results can be found at [www.tsl-timing.com](http://www.tsl-timing.com)

Snetterton 300

Circuit Length = 2.9689 miles

Start: 15:46 Flag 15:57 End: 15:58

Printed - 16:01 Sunday, 23 June 2013

# BMCRC-MRO Championships 2013 - Snetterton 300 Rnd 5

Morello Services MRO Powerbikes inc Clubman 1000 & Rookie 1000

## RACE 15 - LAP ANALYSIS

DIFF = Difference To Personal Best Lap

P1 90 Sam COVENTRY				
LAP	LAP TIME	DIFF	MPH	TIME OF DAY
1 -	2:06.481 (2)	0.642	84.50	15:48:52.105
2 -	<b>2:05.839 (1)</b>		<b>84.93</b>	<b>15:50:57.944</b>
3 -	2:07.422	1.583	83.87	15:53:05.366
4 -	2:07.113 (3)	1.274	84.08	15:55:12.479
5 -	2:07.222	1.383	84.01	15:57:19.701

P2 63 James WHITE				
LAP	LAP TIME	DIFF	MPH	TIME OF DAY
1 -	2:13.663	8.872	79.96	15:48:59.287
2 -	2:07.831	3.040	83.61	15:51:07.118
3 -	2:06.760 (3)	1.969	84.31	15:53:13.878
4 -	<b>2:04.791 (1)</b>		<b>85.64</b>	<b>15:55:18.669</b>
5 -	2:04.811 (2)	0.020	85.63	15:57:23.480

P3 10 Steve MURPHY				
LAP	LAP TIME	DIFF	MPH	TIME OF DAY
1 -	2:13.806	8.307	79.87	15:48:59.430
2 -	2:07.261	1.762	83.98	15:51:06.691
3 -	<b>2:05.499 (1)</b>		<b>85.16</b>	<b>15:53:12.190</b>
4 -	2:06.202 (2)	0.703	84.69	15:55:18.392
5 -	2:06.477 (3)	0.978	84.50	15:57:24.869

P4 115 Jon WAGHORN				
LAP	LAP TIME	DIFF	MPH	TIME OF DAY
1 -	2:12.870	6.357	80.44	15:48:58.494
2 -	2:08.114 (3)	1.601	83.42	15:51:06.608
3 -	2:08.389	1.876	83.24	15:53:14.997
4 -	<b>2:06.513 (1)</b>		<b>84.48</b>	<b>15:55:21.510</b>
5 -	2:07.079 (2)	0.566	84.10	15:57:28.589

P5 97 James KIFF				
LAP	LAP TIME	DIFF	MPH	TIME OF DAY
1 -	2:14.636	8.223	79.38	15:49:00.260
2 -	2:07.536 (2)	1.123	83.80	15:51:07.796
3 -	2:07.895 (3)	1.482	83.56	15:53:15.691
4 -	<b>2:06.413 (1)</b>		<b>84.54</b>	<b>15:55:22.104</b>
5 -	2:09.214	2.801	82.71	15:57:31.318

P6 11 Peter BAKER				
LAP	LAP TIME	DIFF	MPH	TIME OF DAY
1 -	2:12.812	4.779	80.47	15:48:58.436
2 -	<b>2:08.033 (1)</b>		<b>83.47</b>	<b>15:51:06.469</b>
3 -	2:09.028 (3)	0.995	82.83	15:53:15.497
4 -	2:09.055	1.022	82.81	15:55:24.552
5 -	2:09.023 (2)	0.990	82.83	15:57:33.575

P7 30 Michael HONEY				
LAP	LAP TIME	DIFF	MPH	TIME OF DAY
1 -	2:15.510	6.334	78.87	15:49:01.134
2 -	<b>2:09.176 (1)</b>		<b>82.74</b>	<b>15:51:10.310</b>
3 -	2:09.875 (2)	0.699	82.29	15:53:20.185
4 -	2:10.792 (3)	1.616	81.71	15:55:30.977
5 -	2:12.267	3.091	80.80	15:57:43.244

DIFF = Difference To Personal Best Lap

P8 47 Daryl DANCE				
LAP	LAP TIME	DIFF	MPH	TIME OF DAY
1 -	2:14.905	4.629	79.22	15:49:00.529
2 -	<b>2:10.276 (1)</b>		<b>82.04</b>	<b>15:51:10.805</b>
3 -	2:10.403 (2)	0.127	81.96	15:53:21.208
4 -	2:11.378	1.102	81.35	15:55:32.586
5 -	2:11.208 (3)	0.932	81.45	15:57:43.794

P9 8 John COUGHLAN				
LAP	LAP TIME	DIFF	MPH	TIME OF DAY
1 -	2:17.165	6.872	77.92	15:49:02.789
2 -	<b>2:10.293 (1)</b>		<b>82.03</b>	<b>15:51:13.082</b>
3 -	2:11.815	1.522	81.08	15:53:24.897
4 -	2:10.331 (2)	0.038	82.00	15:55:35.228
5 -	2:10.735 (3)	0.442	81.75	15:57:45.963

P10 7 Chris WOOLLETT				
LAP	LAP TIME	DIFF	MPH	TIME OF DAY
1 -	2:17.629	7.406	77.65	15:49:03.253
2 -	<b>2:10.223 (1)</b>		<b>82.07</b>	<b>15:51:13.476</b>
3 -	2:11.505 (3)	1.282	81.27	15:53:24.981
4 -	2:10.286 (2)	0.063	82.03	15:55:35.267
5 -	2:13.637	3.414	79.97	15:57:48.904

P11 76 Jason BYARD				
LAP	LAP TIME	DIFF	MPH	TIME OF DAY
1 -	2:18.191	7.692	77.34	15:49:03.815
2 -	<b>2:10.499 (1)</b>		<b>81.90</b>	<b>15:51:14.314</b>
3 -	2:11.532 (2)	1.033	81.25	15:53:25.846
4 -	2:13.013	2.514	80.35	15:55:38.859
5 -	2:11.597 (3)	1.098	81.21	15:57:50.456

P12 23 Mark FINCHAM				
LAP	LAP TIME	DIFF	MPH	TIME OF DAY
1 -	2:16.601	6.183	78.24	15:49:02.225
2 -	<b>2:10.418 (1)</b>		<b>81.95</b>	<b>15:51:12.643</b>
3 -	2:12.104 (2)	1.686	80.90	15:53:24.747
4 -	2:13.789 (3)	3.371	79.88	15:55:38.536
5 -	2:14.261	3.843	79.60	15:57:52.797

P13 14 Bryan PARISH				
LAP	LAP TIME	DIFF	MPH	TIME OF DAY
1 -	2:22.379	10.141	75.06	15:49:08.003
2 -	<b>2:12.238 (1)</b>		<b>80.82</b>	<b>15:51:20.241</b>
3 -	2:14.518 (3)	2.280	79.45	15:53:34.759
4 -	2:13.786 (2)	1.548	79.88	15:55:48.545
5 -	2:15.042	2.804	79.14	15:58:03.587

P14 43 Ben NEAGU				
LAP	LAP TIME	DIFF	MPH	TIME OF DAY
1 -	2:24.703	10.812	73.86	15:49:10.327
2 -	2:15.370	1.479	78.95	15:51:25.697
3 -	<b>2:13.891 (1)</b>		<b>79.82</b>	<b>15:53:39.588</b>
4 -	2:15.036 (3)	1.145	79.14	15:55:54.624
5 -	2:14.913 (2)	1.022	79.22	15:58:09.537

Weather / Track : Cloudy / Dry

Snetterton 300  
Circuit Length = 2.9689 miles  
Start: 15:46 Flag 15:57 End: 15:58

# BMCRC-MRO Championships 2013 - Snetterton 300 Rnd 5

## Morello Services MRO Powerbikes inc Clubman 1000 & Rookie 1000

### RACE 15 - LAP ANALYSIS

DIFF = Difference To Personal Best Lap

<b>P15 15 Stuart YOUNG</b>				
LAP	LAP TIME	DIFF	MPH	TIME OF DAY
1 -	2:23.186	8.891	74.64	15:49:08.810
2 -	2:17.335	3.040	77.82	15:51:26.145
<b>3 -</b>	<b>2:14.295 (1)</b>		<b>79.58</b>	<b>15:53:40.440</b>
4 -	2:14.566 (2)	0.271	79.42	15:55:55.006
5 -	2:15.755 (3)	1.460	78.73	15:58:10.761

<b>P16 33 Dan VLADUCEANU</b>				
LAP	LAP TIME	DIFF	MPH	TIME OF DAY
1 -	2:24.016	10.243	74.21	15:49:09.640
2 -	2:15.980 (3)	2.207	78.60	15:51:25.620
<b>3 -</b>	<b>2:13.773 (1)</b>		<b>79.89</b>	<b>15:53:39.393</b>
4 -	2:15.055 (2)	1.282	79.13	15:55:54.448
5 -	2:17.187	3.414	77.90	15:58:11.635

<b>P17 66 Joe CARNELL</b>				
LAP	LAP TIME	DIFF	MPH	TIME OF DAY
1 -	2:19.272 (2)	9.241	76.74	15:49:04.896
<b>2 -</b>	<b>2:10.031 (1)</b>		<b>82.19</b>	<b>15:51:14.927</b>
3 -	2:20.779 (3)	10.748	75.92	15:53:35.706
4 -	2:26.675	16.644	72.86	15:56:02.381
5 -	2:22.642	12.611	74.92	15:58:25.023

<b>P18 46 Simon GATES</b>				
LAP	LAP TIME	DIFF	MPH	TIME OF DAY
1 -	2:27.871	11.757	72.27	15:49:13.495
2 -	2:16.810 (2)	0.696	78.12	15:51:30.305
<b>3 -</b>	<b>2:16.114 (1)</b>		<b>78.52</b>	<b>15:53:46.419</b>
4 -	2:18.791 (3)	2.677	77.00	15:56:05.210
5 -	2:19.985	3.871	76.35	15:58:25.195

<b>P19 80 Adam FOSTER</b>				
LAP	LAP TIME	DIFF	MPH	TIME OF DAY
1 -	2:25.540	9.451	73.43	15:49:11.164
<b>2 -</b>	<b>2:16.089 (1)</b>		<b>78.53</b>	<b>15:51:27.253</b>
3 -	2:17.522 (2)	1.433	77.71	15:53:44.775
4 -	2:21.490 (3)	5.401	75.53	15:56:06.265
5 -	2:24.438	8.349	73.99	15:58:30.703

<b>P20 17 Colin CLUNE</b>				
LAP	LAP TIME	DIFF	MPH	TIME OF DAY
1 -	2:23.458 (2)	6.291	74.50	15:49:09.082
<b>2 -</b>	<b>2:17.167 (1)</b>		<b>77.92</b>	<b>15:51:26.249</b>

<b>P21 101 Richard PAYNE</b>				
LAP	LAP TIME	DIFF	MPH	TIME OF DAY
<b>1 -</b>	<b>2:25.884 (1)</b>		<b>73.26</b>	<b>15:49:11.508</b>

Weather / Track : Cloudy / Dry



# BMCRC Rookie 600

Snetterton

21<sup>st</sup> – 23<sup>rd</sup> June 2013



Results Provided by Timing Solutions Ltd  
[www.tsl-timing.com](http://www.tsl-timing.com)



# BMCRC-MRO Championships 2013 - Snetterton 300 Rnd 5

## BMCRC Rookie 600

### QUALIFYING 1 - CLASSIFICATION

POS	NO	NAME	ENTRY	TIME	ON	LAPS	GAP	DIFF	MPH
1	57	James PUTTRELL	Yamaha - Bike Stop	2:03.828	6	6			86.31
2	67	David WAKE	Yamaha -	2:05.054	6	6	1.226	1.226	85.46
3	38	Dean CHAPMAN	Kawasaki -	2:05.488	4	6	1.660	0.434	85.17
4	61	Olly SAVAGE	Kawasaki - Validus-IVC Ltd	2:05.680	4	5	1.852	0.192	85.04
5	36	Joe MUNCEY	Honda - Eastern Garage	2:05.893	6	6	2.065	0.213	84.89
6	17	Simon TUCKER	Yamaha -	2:05.916	6	6	2.088	0.023	84.88
7	66	Joe GOGGINS	Yamaha - Saunders M/C's	2:06.450	6	6	2.622	0.534	84.52
8	54	Chris BECK	Suzuki - Wonderwalls	2:07.961	6	6	4.133	1.511	83.52
9	27	Matt COLES	Yamaha -	2:08.141	6	6	4.313	0.180	83.40
10	55	David MILLS	Suzuki - Wonderwalls	2:08.751	5	6	4.923	0.610	83.01
11	75	Paul GALLAWAY	Yamaha - Cornerstone Garage	2:09.774	5	5	5.946	1.023	82.35
12	11	Li Jen HSIAO	Yamaha -	2:11.379	5	5	7.551	1.605	81.35
13	78	Shane HERBERT	Honda - MJR motorsport	2:11.596	5	5	7.768	0.217	81.21
14	31	Ashley FRANCIS	Yamaha -	2:11.856	6	6	8.028	0.260	81.05
15	23	Sam MILLS	Suzuki - Glenmill Homes	2:12.345	2	6	8.517	0.489	80.75
16	99	Matt MACINTOSH	Yamaha - Cambrige Coral Tech	2:12.773	5	5	8.945	0.428	80.49
17	115	Ritchie BLEACKLEY	Yamaha - Ballard Racing	2:13.944	3	5	10.116	1.171	79.79
18	29	Aaron COADY	Yamaha - Palmer Performance	2:15.564	4	5	11.736	1.620	78.84
19	88	Tom JEFFERIES	Yamaha -	2:16.287	3	5	12.459	0.723	78.42
20	22	Paul WILSON	Yamaha -	2:19.207	5	5	15.379	2.920	76.77
21	92	Alex CAIRNS	Triumph - Motorcycle Junction	2:27.443	5	5	23.615	8.236	72.48

Weather / Track : Cloudy / Dry

These results are provisional until the conclusion of any judicial and technical matters.

Snetterton 300

Circuit Length = 2.9689 miles

Start: 17:32 Flag 17:44 End: 17:47

Clerk Of Course :

Timekeeper :

Results can be found at [www.tsl-timing.com](http://www.tsl-timing.com)

Printed - 17:48 Friday, 21 June 2013



# BMCRC-MRO Championships 2013 - Snetterton 300 Rnd 5

## BMCRC Rookie 600

### QUALIFYING 1 - LAP ANALYSIS

DIFF = Difference To Personal Best Lap

<b>P1 57 James PUTTRELL</b>				
LAP	LAP TIME	DIFF	MPH	TIME OF DAY
1 -	2:18.863	15.035	76.96	17:35:43.919
2 -	2:07.883	4.055	83.57	17:37:51.802
3 -	2:06.606	2.778	84.42	17:39:58.408
4 -	2:06.402 (3)	2.574	84.55	17:42:04.810
5 -	2:04.807 (2)	0.979	85.63	17:44:09.617
6 -	<b>2:03.828 (1)</b>		<b>86.31</b>	<b>17:46:13.445</b>

<b>P2 67 David WAKE</b>				
LAP	LAP TIME	DIFF	MPH	TIME OF DAY
1 -	2:19.250	14.196	76.75	17:35:43.176
2 -	2:07.389	2.335	83.90	17:37:50.565
3 -	2:07.158 (3)	2.104	84.05	17:39:57.723
4 -	2:06.644 (2)	1.590	84.39	17:42:04.367
5 -	2:07.226	2.172	84.00	17:44:11.593
6 -	<b>2:05.054 (1)</b>		<b>85.46</b>	<b>17:46:16.647</b>

<b>P3 38 Dean CHAPMAN</b>				
LAP	LAP TIME	DIFF	MPH	TIME OF DAY
1 -	2:14.501	9.013	79.46	17:35:16.800
2 -	2:07.307 (2)	1.819	83.95	17:37:24.107
3 -	2:07.368 (3)	1.880	83.91	17:39:31.475
4 -	<b>2:05.488 (1)</b>		<b>85.17</b>	<b>17:41:36.963</b>
5 -	2:16.074	10.586	78.54	17:43:53.037
6 -	2:12.183	6.695	80.85	17:46:05.220

<b>P4 61 Oilly SAVAGE</b>				
LAP	LAP TIME	DIFF	MPH	TIME OF DAY
1 -	2:21.953	16.273	75.29	17:35:30.208
2 -	2:06.216 (3)	0.536	84.68	17:37:36.424
3 -	2:06.282	0.602	84.63	17:39:42.706
4 -	<b>2:05.680 (1)</b>		<b>85.04</b>	<b>17:41:48.386</b>
5 -	2:05.848 (2)	0.168	84.92	17:43:54.234

<b>P5 36 Joe MUNCEY</b>				
LAP	LAP TIME	DIFF	MPH	TIME OF DAY
1 -	2:16.875	10.982	78.08	17:35:23.676
2 -	2:08.094	2.201	83.43	17:37:31.770
3 -	2:06.064 (2)	0.171	84.78	17:39:37.834
4 -	2:06.609 (3)	0.716	84.41	17:41:44.443
5 -	2:06.929	1.036	84.20	17:43:51.372
6 -	<b>2:05.893 (1)</b>		<b>84.89</b>	<b>17:45:57.265</b>

<b>P6 17 Simon TUCKER</b>				
LAP	LAP TIME	DIFF	MPH	TIME OF DAY
1 -	2:16.983	11.067	78.02	17:35:22.323
2 -	2:09.130	3.214	82.76	17:37:31.453
3 -	2:06.834 (3)	0.918	84.26	17:39:38.287
4 -	2:06.330 (2)	0.414	84.60	17:41:44.617
5 -	2:07.051	1.135	84.12	17:43:51.668
6 -	<b>2:05.916 (1)</b>		<b>84.88</b>	<b>17:45:57.584</b>

<b>P7 66 Joe GOGGINS</b>				
LAP	LAP TIME	DIFF	MPH	TIME OF DAY
1 -	2:17.977	11.527	77.46	17:35:25.689
2 -	2:10.505	4.055	81.89	17:37:36.194
3 -	2:08.513	2.063	83.16	17:39:44.707

DIFF = Difference To Personal Best Lap

4 -	2:07.578 (3)	1.128	83.77	17:41:52.285
5 -	2:06.877 (2)	0.427	84.23	17:43:59.162
6 -	<b>2:06.450 (1)</b>		<b>84.52</b>	<b>17:46:05.612</b>

<b>P8 54 Chris BECK</b>				
LAP	LAP TIME	DIFF	MPH	TIME OF DAY
1 -	2:18.412	10.451	77.21	17:35:21.511
2 -	2:10.081	2.120	82.16	17:37:31.592
3 -	2:09.137	1.176	82.76	17:39:40.729
4 -	2:08.569 (3)	0.608	83.13	17:41:49.298
5 -	2:07.998 (2)	0.037	83.50	17:43:57.296
6 -	<b>2:07.961 (1)</b>		<b>83.52</b>	<b>17:46:05.257</b>

<b>P9 27 Matt COLES</b>				
LAP	LAP TIME	DIFF	MPH	TIME OF DAY
1 -	2:19.463	11.322	76.63	17:35:40.901
2 -	2:10.748	2.607	81.74	17:37:51.649
3 -	2:09.196 (3)	1.055	82.72	17:40:00.845
4 -	2:09.301	1.160	82.66	17:42:10.146
5 -	2:08.580 (2)	0.439	83.12	17:44:18.726
6 -	<b>2:08.141 (1)</b>		<b>83.40</b>	<b>17:46:26.867</b>

<b>P10 55 David MILLS</b>				
LAP	LAP TIME	DIFF	MPH	TIME OF DAY
1 -	2:24.450	15.699	73.99	17:35:28.347
2 -	2:12.258	3.507	80.81	17:37:40.605
3 -	2:11.799	3.048	81.09	17:39:52.404
4 -	2:10.178 (2)	1.427	82.10	17:42:02.582
5 -	<b>2:08.751 (1)</b>		<b>83.01</b>	<b>17:44:11.333</b>
6 -	2:11.588 (3)	2.837	81.22	17:46:22.921

<b>P11 75 Paul GALLAWAY</b>				
LAP	LAP TIME	DIFF	MPH	TIME OF DAY
1 -	2:21.800	12.026	75.37	17:36:07.150
2 -	2:13.156	3.382	80.26	17:38:20.306
3 -	2:11.555 (3)	1.781	81.24	17:40:31.861
4 -	2:11.085 (2)	1.311	81.53	17:42:42.946
5 -	<b>2:09.774 (1)</b>		<b>82.35</b>	<b>17:44:52.720</b>

<b>P12 11 Li Jen HSIAO</b>				
LAP	LAP TIME	DIFF	MPH	TIME OF DAY
1 -	2:19.770	8.391	76.46	17:36:22.422
2 -	2:13.250 (3)	1.871	80.21	17:38:35.672
3 -	2:13.813	2.434	79.87	17:40:49.485
4 -	2:12.144 (2)	0.765	80.88	17:43:01.629
5 -	<b>2:11.379 (1)</b>		<b>81.35</b>	<b>17:45:13.008</b>

<b>P13 78 Shane HERBERT</b>				
LAP	LAP TIME	DIFF	MPH	TIME OF DAY
1 -	2:21.261	9.665	75.66	17:35:30.132
2 -	2:12.774 (3)	1.178	80.49	17:37:42.906
3 -	2:12.015 (2)	0.419	80.96	17:39:54.921
4 -	2:29.751	18.155	71.37	17:42:24.672
5 -	<b>2:11.596 (1)</b>		<b>81.21</b>	<b>17:44:36.268</b>

<b>P14 31 Ashley FRANCIS</b>				
LAP	LAP TIME	DIFF	MPH	TIME OF DAY
1 -	2:24.231	12.375	74.10	17:35:48.660

Weather / Track : Cloudy / Dry

Snetterton 300  
Circuit Length = 2.9689 miles  
Start: 17:32 Flag 17:44 End: 17:47

# BMCRC-MRO Championships 2013 - Snetterton 300 Rnd 5

## BMCRC Rookie 600

### QUALIFYING 1 - LAP ANALYSIS

DIFF = Difference To Personal Best Lap

2 -	2:15.267	3.411	79.01	17:38:03.927
3 -	2:12.557	0.701	80.63	17:40:16.484
4 -	2:12.422 (3)	0.566	80.71	17:42:28.906
5 -	2:11.913 (2)	0.057	81.02	17:44:40.819
6 -	<b>2:11.856 (1)</b>		<b>81.05</b>	<b>17:46:52.675</b>

DIFF = Difference To Personal Best Lap

2 -	2:31.100	3.657	70.73	17:38:31.349
3 -	2:28.311 (2)	0.868	72.06	17:40:59.660
4 -	2:30.233 (3)	2.790	71.14	17:43:29.893
5 -	<b>2:27.443 (1)</b>		<b>72.48</b>	<b>17:45:57.336</b>

#### P15 23 Sam MILLS

LAP	LAP TIME	DIFF	MPH	TIME OF DAY
1 -	2:21.303	8.958	75.63	17:35:31.240
2 -	<b>2:12.345 (1)</b>		<b>80.75</b>	<b>17:37:43.585</b>
3 -	2:13.543 (2)	1.198	80.03	17:39:57.128
4 -	2:14.658	2.313	79.37	17:42:11.786
5 -	2:15.071	2.726	79.12	17:44:26.857
6 -	2:14.351 (3)	2.006	79.55	17:46:41.208

#### P16 99 Matt MACINTOSH

LAP	LAP TIME	DIFF	MPH	TIME OF DAY
1 -	2:43.879	31.106	65.21	17:36:04.642
2 -	2:22.368	9.595	75.07	17:38:27.010
3 -	2:13.884 (3)	1.111	79.83	17:40:40.894
4 -	2:13.320 (2)	0.547	80.16	17:42:54.214
5 -	<b>2:12.773 (1)</b>		<b>80.49</b>	<b>17:45:06.987</b>

#### P17 115 Ritchie BLEACKLEY

LAP	LAP TIME	DIFF	MPH	TIME OF DAY
1 -	2:29.413	15.469	71.53	17:35:51.259
2 -	2:17.630 (3)	3.686	77.65	17:38:08.889
3 -	<b>2:13.944 (1)</b>		<b>79.79</b>	<b>17:40:22.833</b>
4 -	2:20.463	6.519	76.09	17:42:43.296
5 -	2:14.690 (2)	0.746	79.35	17:44:57.986

#### P18 29 Aaron COADY

LAP	LAP TIME	DIFF	MPH	TIME OF DAY
1 -	2:27.995	12.431	72.21	17:35:54.009
2 -	2:16.382 (2)	0.818	78.36	17:38:10.391
3 -	2:16.481 (3)	0.917	78.31	17:40:26.872
4 -	<b>2:15.564 (1)</b>		<b>78.84</b>	<b>17:42:42.436</b>
5 -	2:17.892	2.328	77.51	17:45:00.328

#### P19 88 Tom JEFFERIES

LAP	LAP TIME	DIFF	MPH	TIME OF DAY
1 -	2:26.470	10.183	72.97	17:35:48.856
2 -	2:20.148	3.861	76.26	17:38:09.004
3 -	<b>2:16.287 (1)</b>		<b>78.42</b>	<b>17:40:25.291</b>
4 -	2:16.863 (2)	0.576	78.09	17:42:42.154
5 -	2:17.030 (3)	0.743	77.99	17:44:59.184

#### P20 22 Paul WILSON

LAP	LAP TIME	DIFF	MPH	TIME OF DAY
1 -	2:28.888	9.681	71.78	17:35:39.588
2 -	2:24.649	5.442	73.88	17:38:04.237
3 -	2:22.530 (3)	3.323	74.98	17:40:26.767
4 -	2:22.154 (2)	2.947	75.18	17:42:48.921
5 -	<b>2:19.207 (1)</b>		<b>76.77</b>	<b>17:45:08.128</b>

#### P21 92 Alex CAIRNS

LAP	LAP TIME	DIFF	MPH	TIME OF DAY
1 -	2:48.459	21.016	63.44	17:36:00.249

Weather / Track : Cloudy / Dry

Snetterton 300

Circuit Length = 2.9689 miles

Start: 17:32 Flag 17:44 End: 17:47

# BMCRC-MRO Championships 2013 - Snetterton 300 Rnd 5

## BMCRC Rookie 600

### QUALIFYING 2 - CLASSIFICATION

POS	NO	CL	PIC NAME	ENTRY	TIME	ON	LAPS	GAP	DIFF	MPH
1	117	1	Patryk RYDZINSKI	Honda -	2:28.396	5	6			72.02
2	107	2	Rafal GRZEDA	Suzuki -	2:29.159	4	5	0.763	0.763	71.65
3	9	3	Chris LAY	Yamaha -	2:46.006	5	5	17.610	16.847	64.38
4	94	4	Michael WINDSOR	Honda -	3:08.417	4	5	40.021	22.411	56.72
5	5	5	Stuart HILL	Yamaha - Reflex Nutrition	3:23.246	3	3	54.850	14.829	52.58
6	127	6	Tara PILL	Yamaha -	3:23.638	1	1	55.242	0.392	52.48

GRIDS TO BE BASED ON ALTERNATE POSITIONS FROM EACH QUALIFYING AS PER FINAL INSTRUCTIONS

Weather / Track : Cloudy / Wet

These results are provisional until the conclusion of any judicial and technical matters.

Snetterton 300

Circuit Length = 2.9689 miles

Start: 09:21 Flag 09:35 End: 09:38

Clerk Of Course :

Timekeeper :

Results can be found at [www.tsl-timing.com](http://www.tsl-timing.com)

Printed - 09:48 Saturday, 22 June 2013



# BMCRC-MRO Championships 2013 - Snetterton 300 Rnd 5

## BMCRC Rookie 600

### QUALIFYING 2 - LAP ANALYSIS

DIFF = Difference To Personal Best Lap

<b>P1 117 Patryk RYDZINSKI</b>				
LAP	LAP TIME	DIFF	MPH	TIME OF DAY
1 -	2:46.790	18.394	64.08	09:24:21.045
2 -	2:33.602	5.206	69.58	09:26:54.647
3 -	2:30.762 (3)	2.366	70.89	09:29:25.409
4 -	2:28.979 (2)	0.583	71.74	09:31:54.388
5 -	<b>2:28.396 (1)</b>		<b>72.02</b>	<b>09:34:22.784</b>
6 -	2:44.212	15.816	65.08	09:37:06.996

<b>P2 107 Rafal GRZEDA</b>				
LAP	LAP TIME	DIFF	MPH	TIME OF DAY
1 -	2:48.611	19.452	63.38	09:24:24.314
2 -	2:35.681	6.522	68.65	09:26:59.995
3 -	2:31.385 (3)	2.226	70.60	09:29:31.380
4 -	<b>2:29.159 (1)</b>		<b>71.65</b>	<b>09:32:00.539</b>
5 -	2:30.793 (2)	1.634	70.87	09:34:31.332

<b>P3 9 Chris LAY</b>				
LAP	LAP TIME	DIFF	MPH	TIME OF DAY
1 -	3:03.595	17.589	58.21	09:24:40.783
2 -	2:54.270	8.264	61.33	09:27:35.053
3 -	2:48.532 (2)	2.526	63.41	09:30:23.585
4 -	2:48.564 (3)	2.558	63.40	09:33:12.149
5 -	<b>2:46.006 (1)</b>		<b>64.38</b>	<b>09:35:58.155</b>

<b>P4 94 Michael WINDSOR</b>				
LAP	LAP TIME	DIFF	MPH	TIME OF DAY
1 -	3:26.679	18.262	51.71	09:25:08.706
2 -	3:11.729 (3)	3.312	55.74	09:28:20.435
3 -	3:11.636 (2)	3.219	55.77	09:31:32.071
4 -	<b>3:08.417 (1)</b>		<b>56.72</b>	<b>09:34:40.488</b>
5 -	3:12.227	3.810	55.60	09:37:52.715

<b>P5 5 Stuart HILL</b>				
LAP	LAP TIME	DIFF	MPH	TIME OF DAY
1 -	3:37.662 (3)	14.416	49.10	09:26:39.414
2 -	3:33.467 (2)	10.221	50.06	09:30:12.881
3 -	<b>3:23.246 (1)</b>		<b>52.58</b>	<b>09:33:36.127</b>

<b>P6 127 Tara PILL</b>				
LAP	LAP TIME	DIFF	MPH	TIME OF DAY
1 -	<b>3:23.638 (1)</b>		<b>52.48</b>	<b>09:25:04.405</b>

Weather / Track : Cloudy / Wet

Results can be found at [www.tsl-timing.com](http://www.tsl-timing.com)


Snetterton 300  
Circuit Length = 2.9689 miles  
Start: 09:21 Flag 09:35 End: 09:38

Printed - 09:49 Saturday, 22 June 2013

# BMCRC-MRO Championships 2013 - Snetterton 300 Rnd 5

## BMCRC Rookie 600

### RACE 7 - GRID

ROW 7	27	92 Alex CAIRNS	26	22 Paul WILSON	25	88 Tom JEFFERIES		
ROW 6	24	29 Aaron COADY	23	115 Ritchie BLEACKLEY	22	99 Matt MACINTOSH	21	23 Sam MILLS
ROW 5	20	31 Ashley FRANCIS	19	78 Shane HERBERT	18	11 Li Jen HSIAO	17	75 Paul GALLAWAY
ROW 4	16	55 David MILLS	15	27 Matt COLES	14	54 Chris BECK	13	66 Joe GOGGINS
ROW 3	12	127 Tara PILL	11	17 Simon TUCKER	10	5 Stuart HILL	9	36 Joe MUNCEY
ROW 2	8	94 Michael WINDSOR	7	61 Olly SAVAGE	6	9 Chris LAY	5	38 Dean CHAPMAN
ROW 1	4	107 Rafal GRZEDA	3	67 David WAKE	2	117 Patryk RYDZINSKI	1	57 James PUTTRELL
<b>Pole</b>								
								

Snetterton 300  
Circuit Length = 2.9689 miles

**These results are provisional until the conclusion of any judicial and technical matters.**

Clerk Of Course :	Timekeeper :
-------------------	--------------

Results can be found at [www.tsl-timing.com](http://www.tsl-timing.com)

Printed - 10:13 Saturday, 22 June 2013



# BMCRC-MRO Championships 2013 - Snetterton 300 Rnd 5

## BMCRC Rookie 600

### RACE 7 - CLASSIFICATION

POS	NO	NAME	ENTRY	LAPS	TIME	GAP	DIFF	MPH	BEST	ON
1	57	James PUTTRELL	Yamaha - Bike Stop	4	9:39.176			73.81	2:21.274	1
2	75	Paul GALLAWAY	Yamaha - Cornerstone Garage	4	9:41.927	2.751	2.751	73.46	2:22.993	1
3	36	Joe MUNCEY	Honda - Eastern Garage	4	9:50.747	11.571	8.820	72.36	2:21.725	1
4	99	Matt MACINTOSH	Yamaha - Cambrige Coral Tech	4	9:56.976	17.800	6.229	71.61	2:26.576	4
5	23	Sam MILLS	Suzuki - Glenmill Homes	4	10:12.968	33.792	15.992	69.74	2:30.322	1
6	29	Aaron COADY	Yamaha - Palmer Performance	4	10:29.071	49.895	16.103	67.96	2:31.671	4
7	88	Tom JEFFERIES	Yamaha -	4	10:32.489	53.313	3.418	67.59	2:33.935	4
8	11	Li Jen HSIAO	Yamaha -	4	10:51.489	1:12.313	19.000	65.62	2:39.650	4
9	38	Dean CHAPMAN	Kawasaki -	4	11:05.697	1:26.521	14.208	64.22	2:26.284	1
10	115	Ritchie BLEACKLEY	Yamaha - Ballard Racing	4	11:52.171	2:12.995	46.474	60.03	2:40.849	1
11	92	Alex CAIRNS	Triumph - Motorcycle Junction	4	11:55.386	2:16.210	3.215	59.76	2:48.259	1
12	127	Tara PILL	Yamaha -	4	11:56.728	2:17.552	1.342	59.64	2:55.595	3
13	9	Chris LAY	Yamaha -	4	12:36.780	2:57.604	40.052	56.49	2:51.368	1

#### NOT CLASSIFIED

DNF	66	Joe GOGGINS	Yamaha - Saunders M/C's	2	4:51.623	2 Laps	2 Laps	73.30	2:22.126	1
DNF	117	Patryk RYDZINSKI	Honda -	1	2:29.591	3 Laps	1 Lap	71.44	2:29.591	1
DNF	54	Chris BECK	Suzuki - Wonderwalls	1	2:38.211	3 Laps	8.620	67.55	2:38.211	1
DNF	55	David MILLS	Suzuki - Wonderwalls	1	2:46.683	3 Laps	8.472	64.12	2:46.683	1
DNF	22	Paul WILSON	Yamaha -	1	2:56.427	3 Laps	9.744	60.58	2:56.427	1
DNF	27	Matt COLES	Yamaha -	0						
DNF	61	Oilly SAVAGE	Kawasaki - Validus-IVC Ltd	0						
DNF	78	Shane HERBERT	Honda - MJR motorsport	0						
DNF	94	Michael WINDSOR	Honda -	0						
DNF	10	Darren GAFFNEY	Yamaha -	0						
DNF	25	Stephen CHEEL	Yamaha - MBC Despatch	0						
DNF	50	Andrew O'BRIEN	Triumph -	0						
DNF	67	David WAKE	Yamaha -	0						

#### FASTEST LAP

57	James PUTTRELL	Yamaha - Bike Stop	1	2:21.274	75.65 mph	121.75 kph
----	----------------	--------------------	---	----------	-----------	------------

Weather / Track : Showers / Wet

These results are provisional until the conclusion of any judicial and technical matters.

Snetterton 300

Circuit Length = 2.9689 miles

Start: 13:59 Flag 14:09 End: 14:12

Clerk Of Course :	Timekeeper :
-------------------	--------------

Results can be found at [www.tsl-timing.com](http://www.tsl-timing.com)

Printed - 14:12 Saturday, 22 June 2013



# BMCRC-MRO Championships 2013 - Snetterton 300 Rnd 5

## BMCRC Rookie 600

### RACE 7 - LAP CHART

LAP 1		
NO	BEHIND	LAP TIME

<b>88</b>	53.313	2:33.935
<b>11</b>	1:12.313	2:39.650
<b>38</b>	1:26.521	2:56.639
<b>115</b>	2:12.995	2:51.704
<b>92</b>	2:16.210	2:58.097
<b>127</b>	2:17.552	2:59.279
<b>9</b>	2:57.604	3:12.641

<b>57</b>		2:21.274
<b>36</b>	0.451	2:21.725
<b>66</b>	0.852	2:22.126
<b>75</b>	1.719	2:22.993
<b>38</b>	5.010	2:26.284
<b>99</b>	7.333	2:28.607
<b>117</b>	8.317	2:29.591
<b>23</b>	9.048	2:30.322
<b>54</b>	16.937	2:38.211
<b>88</b>	17.545	2:38.819
<b>115</b>	19.575	2:40.849
<b>29</b>	20.315	2:41.589
<b>11</b>	22.025	2:43.299
<b>55</b>	25.409	2:46.683
<b>92</b>	26.985	2:48.259
<b>9</b>	30.094	2:51.368
<b>22</b>	35.153	2:56.427
<b>127</b>	37.520	2:58.794

LAP 2		
NO	BEHIND	LAP TIME

<b>66</b>		2:29.497
<b>57</b>	0.079	2:30.428
<b>75</b>	0.716	2:29.346
<b>36</b>	2.365	2:32.263
<b>99</b>	8.885	2:31.901
<b>23</b>	16.031	2:37.332
<b>38</b>	25.163	2:50.502
<b>29</b>	29.039	2:39.073
<b>88</b>	30.402	2:43.206
<b>11</b>	37.356	2:45.680
<b>92</b>	1:05.580	3:08.944
<b>115</b>	1:09.873	3:20.647
<b>127</b>	1:10.231	3:03.060
<b>9</b>	1:19.855	3:20.110

LAP 3		
NO	BEHIND	LAP TIME

<b>57</b>		2:25.022
<b>75</b>	0.572	2:24.957
<b>36</b>	5.656	2:28.392
<b>99</b>	13.676	2:29.892
<b>23</b>	23.855	2:32.925
<b>29</b>	40.676	2:36.738
<b>88</b>	41.830	2:36.529
<b>38</b>	52.334	2:52.272
<b>11</b>	55.115	2:42.860
<b>92</b>	1:40.565	3:00.086
<b>127</b>	1:40.725	2:55.595
<b>115</b>	1:43.743	2:58.971
<b>9</b>	2:07.415	3:12.661

LAP 4		
NO	BEHIND	LAP TIME

<b>57</b>		2:22.452
<b>75</b>	2.751	2:24.631
<b>36</b>	11.571	2:28.367
<b>99</b>	17.800	2:26.576
<b>23</b>	33.792	2:32.389
<b>29</b>	49.895	2:31.671

Weather / Track : Showers / Wet

Results can be found at [www.tsl-timing.com](http://www.tsl-timing.com)

Snetterton 300  
Circuit Length = 2.9689 miles  
Start: 13:59 Flag 14:09 End: 14:12

Printed - 14:14 Saturday, 22 June 2013



# BMCRC-MRO Championships 2013 - Snetterton 300 Rnd 5

## BMCRC Rookie 600

### RACE 7 - LAP ANALYSIS

DIFF = Difference To Personal Best Lap

<b>P1 57 James PUTTRELL</b>				
LAP	LAP TIME	DIFF	MPH	TIME OF DAY
1 -	<b>2:21.274 (1)</b>		<b>75.65</b>	<b>14:01:45.034</b>
2 -	2:30.428	9.153	71.05	14:04:15.462
3 -	2:25.022 (3)	3.747	73.69	14:06:40.484
4 -	2:22.452 (2)	1.177	75.02	14:09:02.936

<b>P2 75 Paul GALLAWAY</b>				
LAP	LAP TIME	DIFF	MPH	TIME OF DAY
1 -	<b>2:22.993 (1)</b>		<b>74.74</b>	<b>14:01:46.753</b>
2 -	2:29.346	6.352	71.56	14:04:16.099
3 -	2:24.957 (3)	1.963	73.73	14:06:41.056
4 -	2:24.631 (2)	1.637	73.89	14:09:05.687

<b>P3 36 Joe MUNCEY</b>				
LAP	LAP TIME	DIFF	MPH	TIME OF DAY
1 -	<b>2:21.725 (1)</b>		<b>75.41</b>	<b>14:01:45.485</b>
2 -	2:32.263	10.537	70.19	14:04:17.748
3 -	2:28.392 (3)	6.666	72.02	14:06:46.140
4 -	2:28.367 (2)	6.641	72.03	14:09:14.507

<b>P4 99 Matt MACINTOSH</b>				
LAP	LAP TIME	DIFF	MPH	TIME OF DAY
1 -	2:28.607 (2)	2.031	71.92	14:01:52.367
2 -	2:31.901	5.325	70.36	14:04:24.268
3 -	2:29.892 (3)	3.316	71.30	14:06:54.160
4 -	<b>2:26.576 (1)</b>		<b>72.91</b>	<b>14:09:20.736</b>

<b>P5 23 Sam MILLS</b>				
LAP	LAP TIME	DIFF	MPH	TIME OF DAY
1 -	<b>2:30.322 (1)</b>		<b>71.10</b>	<b>14:01:54.082</b>
2 -	2:37.332	7.009	67.93	14:04:31.414
3 -	2:32.925 (3)	2.602	69.89	14:07:04.339
4 -	2:32.389 (2)	2.066	70.13	14:09:36.728

<b>P6 29 Aaron COADY</b>				
LAP	LAP TIME	DIFF	MPH	TIME OF DAY
1 -	2:41.589	9.918	66.14	14:02:05.349
2 -	2:39.073 (3)	7.402	67.18	14:04:44.422
3 -	2:36.738 (2)	5.067	68.19	14:07:21.160
4 -	<b>2:31.671 (1)</b>		<b>70.46</b>	<b>14:09:52.831</b>

<b>P7 88 Tom JEFFERIES</b>				
LAP	LAP TIME	DIFF	MPH	TIME OF DAY
1 -	2:38.819 (3)	4.884	67.29	14:02:02.579
2 -	2:43.206	9.271	65.48	14:04:45.785
3 -	2:36.529 (2)	2.594	68.28	14:07:22.314
4 -	<b>2:33.935 (1)</b>		<b>69.43</b>	<b>14:09:56.249</b>

<b>P8 11 Li Jen HSIAO</b>				
LAP	LAP TIME	DIFF	MPH	TIME OF DAY
1 -	2:43.299 (3)	3.649	65.45	14:02:07.059
2 -	2:45.680	6.030	64.51	14:04:52.739
3 -	2:42.860 (2)	3.210	65.62	14:07:35.599
4 -	<b>2:39.650 (1)</b>		<b>66.94</b>	<b>14:10:15.249</b>

DIFF = Difference To Personal Best Lap

<b>P9 38 Dean CHAPMAN</b>				
LAP	LAP TIME	DIFF	MPH	TIME OF DAY
1 -	<b>2:26.284 (1)</b>		<b>73.06</b>	<b>14:01:50.044</b>
2 -	2:50.502 (2)	24.217	62.68	14:04:40.546
3 -	2:52.272 (3)	25.987	62.04	14:07:32.818
4 -	2:56.639	30.354	60.50	14:10:29.457

<b>P10 115 Ritchie BLEACKLEY</b>				
LAP	LAP TIME	DIFF	MPH	TIME OF DAY
1 -	<b>2:40.849 (1)</b>		<b>66.44</b>	<b>14:02:04.609</b>
2 -	3:20.647	39.797	53.26	14:05:25.256
3 -	2:58.971 (3)	18.121	59.71	14:08:24.227
4 -	2:51.704 (2)	10.854	62.24	14:11:15.931

<b>P11 92 Alex CAIRNS</b>				
LAP	LAP TIME	DIFF	MPH	TIME OF DAY
1 -	<b>2:48.259 (1)</b>		<b>63.52</b>	<b>14:02:12.019</b>
2 -	3:08.944	20.684	56.56	14:05:20.963
3 -	3:00.086 (3)	11.826	59.34	14:08:21.049
4 -	2:58.097 (2)	9.837	60.01	14:11:19.146

<b>P12 127 Tara PILL</b>				
LAP	LAP TIME	DIFF	MPH	TIME OF DAY
1 -	2:58.794 (2)	3.199	59.77	14:02:22.554
2 -	3:03.060	7.465	58.38	14:05:25.614
3 -	<b>2:55.595 (1)</b>		<b>60.86</b>	<b>14:08:21.209</b>
4 -	2:59.279 (3)	3.684	59.61	14:11:20.488

<b>P13 9 Chris LAY</b>				
LAP	LAP TIME	DIFF	MPH	TIME OF DAY
1 -	<b>2:51.368 (1)</b>		<b>62.36</b>	<b>14:02:15.128</b>
2 -	3:20.110	28.741	53.41	14:05:35.238
3 -	3:12.661 (3)	21.292	55.47	14:08:47.899
4 -	3:12.641 (2)	21.272	55.48	14:12:00.540

<b>P14 66 Joe GOGGINS</b>				
LAP	LAP TIME	DIFF	MPH	TIME OF DAY
1 -	<b>2:22.126 (1)</b>		<b>75.20</b>	<b>14:01:45.886</b>
2 -	2:29.497 (2)	7.370	71.49	14:04:15.383

<b>P15 117 Patryk RYDZINSKI</b>				
LAP	LAP TIME	DIFF	MPH	TIME OF DAY
1 -	<b>2:29.591 (1)</b>		<b>71.44</b>	<b>14:01:53.351</b>

<b>P16 54 Chris BECK</b>				
LAP	LAP TIME	DIFF	MPH	TIME OF DAY
1 -	<b>2:38.211 (1)</b>		<b>67.55</b>	<b>14:02:01.971</b>

<b>P17 55 David MILLS</b>				
LAP	LAP TIME	DIFF	MPH	TIME OF DAY
1 -	<b>2:46.683 (1)</b>		<b>64.12</b>	<b>14:02:10.443</b>

<b>P18 22 Paul WILSON</b>				
LAP	LAP TIME	DIFF	MPH	TIME OF DAY
1 -	<b>2:56.427 (1)</b>		<b>60.58</b>	<b>14:02:20.187</b>

Weather / Track : Showers / Wet

# **BMCRC-MRO Championships 2013 - Snetterton 300 Rnd 5**

## **BMCRC Rookie 600**


### **RACE 7 - LAP ANALYSIS**

DIFF = Difference To Personal Best Lap

# BMCRC-MRO Championships 2013 - Snetterton 300 Rnd 5

## BMCRC Rookie 600

### RACE 17 - GRID

ROW 7	26	67 David WAKE	25	50 Andrew O'BRIEN				
ROW 6	24	25 Stephen CHEEL	23	10 Darren GAFFNEY	22	94 Michael WINDSOR	21	78 Shane HERBERT
ROW 5	20	61 Olly SAVAGE	19	27 Matt COLES	18	22 Paul WILSON	17	55 David MILLS
ROW 4	16	54 Chris BECK	15	117 Patryk RYDZINSKI	14	66 Joe GOGGINS	13	9 Chris LAY
ROW 3	12	127 Tara PILL	11	92 Alex CAIRNS	10	115 Ritchie BLEACKLEY	9	38 Dean CHAPMAN
ROW 2	8	11 Li Jen HSIAO	7	88 Tom JEFFERIES	6	29 Aaron COADY	5	23 Sam MILLS
ROW 1	4	99 Matt MACINTOSH	3	36 Joe MUNCEY	2	75 Paul GALLAWAY	1	57 James PUTTRELL
<b>Pole</b>								
								

Snetterton 300  
Circuit Length = 2.9689 miles

**These results are provisional until the conclusion of any judicial and technical matters.**

Clerk Of Course :	Timekeeper :
-------------------	--------------

Results can be found at [www.tsl-timing.com](http://www.tsl-timing.com)

Printed - 14:16 Saturday, 22 June 2013



# BMCRC-MRO Championships 2013 - Snetterton 300 Rnd 5

## BMCRC Rookie 600

### RACE 17 - CLASSIFICATION

POS	NO	NAME	ENTRY	LAPS	TIME	GAP	DIFF	MPH	BEST	ON
1	57	James PUTTRELL	Yamaha - Bike Stop	3	6:21.914			83.95	2:05.279	2
2	38	Dean CHAPMAN	Kawasaki -	3	6:26.178	4.264	4.264	83.02	2:06.377	3
3	36	Joe MUNCEY	Honda - Eastern Garage	3	6:26.970	5.056	0.792	82.85	2:06.794	3
4	75	Paul GALLAWAY	Yamaha - Cornerstone Garage	3	6:36.122	14.208	9.152	80.94	2:09.997	2
5	61	Oily SAVAGE	Kawasaki - Validus-IVC Ltd	3	6:38.556	16.642	2.434	80.45	2:08.413	3
6	117	Patryk RYDZINSKI	Honda -	3	6:43.553	21.639	4.997	79.45	2:11.115	3
7	66	Joe GOGGINS	Yamaha - Saunders M/C's	3	6:44.004	22.090	0.451	79.36	2:10.766	3
8	54	Chris BECK	Suzuki - Wonderwalls	3	6:44.249	22.335	0.245	79.31	2:11.155	3
9	55	David MILLS	Suzuki - Wonderwalls	3	6:44.696	22.782	0.447	79.23	2:10.911	3
10	99	Matt MACINTOSH	Yamaha - Cambrige Coral Tech	3	6:46.366	24.452	1.670	78.90	2:12.865	2
11	27	Matt COLES	Yamaha -	3	6:46.449	24.535	0.083	78.88	2:09.001	3
12	107	Rafal GRZEDA	Suzuki -	3	6:55.108	33.194	8.659	77.24	2:13.911	3
13	23	Sam MILLS	Suzuki - Glenmill Homes	3	6:56.413	34.499	1.305	77.00	2:16.234	3
14	115	Ritchie BLEACKLEY	Yamaha - Ballard Racing	3	6:56.722	34.808	0.309	76.94	2:14.623	3
15	88	Tom JEFFERIES	Yamaha -	3	6:57.742	35.828	1.020	76.75	2:16.289	2
16	78	Shane HERBERT	Honda - MJR motorsport	3	6:58.093	36.179	0.351	76.69	2:15.483	3
17	11	Li Jen HSIAO	Yamaha -	3	6:58.492	36.578	0.399	76.61	2:14.666	3
18	29	Aaron COADY	Yamaha - Palmer Performance	3	7:04.452	42.538	5.960	75.54	2:16.856	3
19	9	Chris LAY	Yamaha -	3	7:12.715	50.801	8.263	74.10	2:21.038	2
20	22	Paul WILSON	Yamaha -	3	7:28.376	1:06.462	15.661	71.51	2:26.033	3
21	92	Alex CAIRNS	Triumph - Motorcycle Junction	3	7:29.947	1:08.033	1.571	71.26	2:25.886	3
22	94	Michael WINDSOR	Honda -	3	8:19.830	1:57.916	49.883	64.15	2:43.676	3
23	127	Tara PILL	Yamaha -	3	9:02.620	2:40.706	42.790	59.09	2:56.820	2

NOT CLASSIFIED

DNF	67	David WAKE	Yamaha -	3	6:38.387	16.473		80.48	2:08.402	3
-----	----	------------	----------	---	----------	--------	--	-------	----------	---

FASTEST LAP

57	James PUTTRELL	Yamaha - Bike Stop	2	2:05.279	85.31 mph	137.29 kph
----	----------------	--------------------	---	----------	-----------	------------

Race stopped

Weather / Track : Cloudy / Dry

These results are provisional until the conclusion of any judicial and technical matters.

Snetterton 300

Circuit Length = 2.9689 miles

Start: 17:38 Flag 17:44 End: 17:49

Clerk Of Course :	Timekeeper :
-------------------	--------------

Results can be found at [www.tsl-timing.com](http://www.tsl-timing.com)

Printed - 17:58 Saturday, 22 June 2013



# BMCRC-MRO Championships 2013 - Snetterton 300 Rnd 5

## BMCRC Rookie 600

### RACE 17 - LAP CHART

LAP 1		
NO	BEHIND	LAP TIME
57		2:11.033
38	1.573	2:12.606
36	1.967	2:13.000
75	4.601	2:15.634
67	8.271	2:19.304
99	9.381	2:20.414
61	9.740	2:20.773
66	9.840	2:20.873
117	10.195	2:21.228
54	10.345	2:21.378
55	10.732	2:21.765
23	12.814	2:23.847
88	13.382	2:24.415
115	14.670	2:25.703
27	14.900	2:25.933
107	15.318	2:26.351
78	15.642	2:26.675
11	16.415	2:27.448
29	18.285	2:29.318
9	19.539	2:30.572
22	24.388	2:35.421
92	25.522	2:36.555
94	39.034	2:50.067
127	47.481	2:58.514

66	22.090	2:10.766
54	22.335	2:11.155
55	22.782	2:10.911
99	24.452	2:13.087
27	24.535	2:09.001
107	33.194	2:13.911
23	34.499	2:16.234
115	34.808	2:14.623
88	35.828	2:17.038
78	36.179	2:15.483
11	36.578	2:14.666
29	42.538	2:16.856
9	50.801	2:21.105
22	1:06.462	2:26.033
92	1:08.033	2:25.886
94	1:57.916	2:43.676
127	2:40.706	3:07.286

LAP 2		
NO	BEHIND	LAP TIME
57		2:05.279
38	3.489	2:07.195
36	3.864	2:07.176
75	9.319	2:09.997
67	13.673	2:10.681
61	13.831	2:09.370
117	16.126	2:11.210
54	16.782	2:11.716
66	16.926	2:12.365
99	16.967	2:12.865
55	17.473	2:12.020
27	21.136	2:11.515
23	23.867	2:16.332
88	24.392	2:16.289
107	24.885	2:14.846
115	25.787	2:16.396
78	26.298	2:15.935
11	27.514	2:16.378
29	31.284	2:18.278
9	35.298	2:21.038
22	46.031	2:26.922
92	47.749	2:27.506
94	1:19.842	2:46.087
127	1:39.022	2:56.820

LAP 3		
NO	BEHIND	LAP TIME
57		2:05.602
38	4.264	2:06.377
36	5.056	2:06.794
75	14.208	2:10.491
67	16.473	2:08.402
61	16.642	2:08.413
117	21.639	2:11.115

Weather / Track : Cloudy / Dry

Snetterton 300  
Circuit Length = 2.9689 miles  
Start: 17:38 Flag 17:44 End: 17:49

# BMCRC-MRO Championships 2013 - Snetterton 300 Rnd 5

## BMCRC Rookie 600

### RACE 17 - LAP ANALYSIS

DIFF = Difference To Personal Best Lap

<b>P1 57 James PUTTRELL</b>				
LAP	LAP TIME	DIFF	MPH	TIME OF DAY
1 -	2:11.033 (3)	5.754	81.56	17:40:38.162
2 -	<b>2:05.279 (1)</b>		<b>85.31</b>	<b>17:42:43.441</b>
3 -	2:05.602 (2)	0.323	85.09	17:44:49.043

<b>P2 38 Dean CHAPMAN</b>				
LAP	LAP TIME	DIFF	MPH	TIME OF DAY
1 -	2:12.606 (3)	6.229	80.60	17:40:39.735
2 -	2:07.195 (2)	0.818	84.02	17:42:46.930
3 -	<b>2:06.377 (1)</b>		<b>84.57</b>	<b>17:44:53.307</b>

<b>P3 36 Joe MUNCEY</b>				
LAP	LAP TIME	DIFF	MPH	TIME OF DAY
1 -	2:13.000 (3)	6.206	80.36	17:40:40.129
2 -	2:07.176 (2)	0.382	84.04	17:42:47.305
3 -	<b>2:06.794 (1)</b>		<b>84.29</b>	<b>17:44:54.099</b>

<b>P4 75 Paul GALLAWAY</b>				
LAP	LAP TIME	DIFF	MPH	TIME OF DAY
1 -	2:15.634 (3)	5.637	78.80	17:40:42.763
2 -	<b>2:09.997 (1)</b>		<b>82.21</b>	<b>17:42:52.760</b>
3 -	2:10.491 (2)	0.494	81.90	17:45:03.251

<b>P5 61 Oilly SAVAGE</b>				
LAP	LAP TIME	DIFF	MPH	TIME OF DAY
1 -	2:20.773 (3)	12.360	75.92	17:40:47.902
2 -	2:09.370 (2)	0.957	82.61	17:42:57.272
3 -	<b>2:08.413 (1)</b>		<b>83.23</b>	<b>17:45:05.685</b>

<b>P6 117 Patryk RYDZINSKI</b>				
LAP	LAP TIME	DIFF	MPH	TIME OF DAY
1 -	2:21.228 (3)	10.113	75.67	17:40:48.357
2 -	2:11.210 (2)	0.095	81.45	17:42:59.567
3 -	<b>2:11.115 (1)</b>		<b>81.51</b>	<b>17:45:10.682</b>

<b>P7 66 Joe GOGGINS</b>				
LAP	LAP TIME	DIFF	MPH	TIME OF DAY
1 -	2:20.873 (3)	10.107	75.87	17:40:48.002
2 -	2:12.365 (2)	1.599	80.74	17:43:00.367
3 -	<b>2:10.766 (1)</b>		<b>81.73</b>	<b>17:45:11.133</b>

<b>P8 54 Chris BECK</b>				
LAP	LAP TIME	DIFF	MPH	TIME OF DAY
1 -	2:21.378 (3)	10.223	75.59	17:40:48.507
2 -	2:11.716 (2)	0.561	81.14	17:43:00.223
3 -	<b>2:11.155 (1)</b>		<b>81.49</b>	<b>17:45:11.378</b>

<b>P9 55 David MILLS</b>				
LAP	LAP TIME	DIFF	MPH	TIME OF DAY
1 -	2:21.765 (3)	10.854	75.39	17:40:48.894
2 -	2:12.020 (2)	1.109	80.95	17:43:00.914
3 -	<b>2:10.911 (1)</b>		<b>81.64</b>	<b>17:45:11.825</b>

DIFF = Difference To Personal Best Lap

<b>P10 99 Matt MACINTOSH</b>				
LAP	LAP TIME	DIFF	MPH	TIME OF DAY
1 -	2:20.414 (3)	7.549	76.11	17:40:47.543
2 -	<b>2:12.865 (1)</b>		<b>80.44</b>	<b>17:43:00.408</b>
3 -	2:13.087 (2)	0.222	80.30	17:45:13.495

<b>P11 27 Matt COLES</b>				
LAP	LAP TIME	DIFF	MPH	TIME OF DAY
1 -	2:25.933 (3)	16.932	73.23	17:40:53.062
2 -	2:11.515 (2)	2.514	81.26	17:43:04.577
3 -	<b>2:09.001 (1)</b>		<b>82.85</b>	<b>17:45:13.578</b>

<b>P12 107 Rafal GRZEDA</b>				
LAP	LAP TIME	DIFF	MPH	TIME OF DAY
1 -	2:26.351 (3)	12.440	73.03	17:40:53.480
2 -	2:14.846 (2)	0.935	79.26	17:43:08.326
3 -	<b>2:13.911 (1)</b>		<b>79.81</b>	<b>17:45:22.237</b>

<b>P13 23 Sam MILLS</b>				
LAP	LAP TIME	DIFF	MPH	TIME OF DAY
1 -	2:23.847 (3)	7.613	74.30	17:40:50.976
2 -	2:16.332 (2)	0.098	78.39	17:43:07.308
3 -	<b>2:16.234 (1)</b>		<b>78.45</b>	<b>17:45:23.542</b>

<b>P14 115 Ritchie BLEACKLEY</b>				
LAP	LAP TIME	DIFF	MPH	TIME OF DAY
1 -	2:25.703 (3)	11.080	73.35	17:40:52.832
2 -	2:16.396 (2)	1.773	78.36	17:43:09.228
3 -	<b>2:14.623 (1)</b>		<b>79.39</b>	<b>17:45:23.851</b>

<b>P15 88 Tom JEFFERIES</b>				
LAP	LAP TIME	DIFF	MPH	TIME OF DAY
1 -	2:24.415 (3)	8.126	74.00	17:40:51.544
2 -	<b>2:16.289 (1)</b>		<b>78.42</b>	<b>17:43:07.833</b>
3 -	2:17.038 (2)	0.749	77.99	17:45:24.871

<b>P16 78 Shane HERBERT</b>				
LAP	LAP TIME	DIFF	MPH	TIME OF DAY
1 -	2:26.675 (3)	11.192	72.86	17:40:53.804
2 -	2:15.935 (2)	0.452	78.62	17:43:09.739
3 -	<b>2:15.483 (1)</b>		<b>78.88</b>	<b>17:45:25.222</b>

<b>P17 11 Li Jen HSIAO</b>				
LAP	LAP TIME	DIFF	MPH	TIME OF DAY
1 -	2:27.448 (3)	12.782	72.48	17:40:54.577
2 -	2:16.378 (2)	1.712	78.37	17:43:10.955
3 -	<b>2:14.666 (1)</b>		<b>79.36</b>	<b>17:45:25.621</b>

<b>P18 29 Aaron COADY</b>				
LAP	LAP TIME	DIFF	MPH	TIME OF DAY
1 -	2:29.318 (3)	12.462	71.57	17:40:56.447
2 -	2:18.278 (2)	1.422	77.29	17:43:14.725
3 -	<b>2:16.856 (1)</b>		<b>78.09</b>	<b>17:45:31.581</b>

Weather / Track : Cloudy / Dry

# BMCRC-MRO Championships 2013 - Snetterton 300 Rnd 5

## BMCRC Rookie 600

### RACE 17 - LAP ANALYSIS

DIFF = Difference To Personal Best Lap

<b>P19 9 Chris LAY</b>				
LAP	LAP TIME	DIFF	MPH	TIME OF DAY
1 -	2:30.572 (3)	9.534	70.98	17:40:57.701
2 -	<b>2:21.038 (1)</b>		<b>75.78</b>	<b>17:43:18.739</b>
3 -	2:21.105 (2)	0.067	75.74	17:45:39.844

<b>P20 22 Paul WILSON</b>				
LAP	LAP TIME	DIFF	MPH	TIME OF DAY
1 -	2:35.421 (3)	9.388	68.76	17:41:02.550
2 -	2:26.922 (2)	0.889	72.74	17:43:29.472
3 -	<b>2:26.033 (1)</b>		<b>73.18</b>	<b>17:45:55.505</b>

<b>P21 92 Alex CAIRNS</b>				
LAP	LAP TIME	DIFF	MPH	TIME OF DAY
1 -	2:36.555 (3)	10.669	68.27	17:41:03.684
2 -	2:27.506 (2)	1.620	72.45	17:43:31.190
3 -	<b>2:25.886 (1)</b>		<b>73.26</b>	<b>17:45:57.076</b>

<b>P22 94 Michael WINDSOR</b>				
LAP	LAP TIME	DIFF	MPH	TIME OF DAY
1 -	2:50.067 (3)	6.391	62.84	17:41:17.196
2 -	2:46.087 (2)	2.411	64.35	17:44:03.283
3 -	<b>2:43.676 (1)</b>		<b>65.30</b>	<b>17:46:46.959</b>

<b>P23 127 Tara PILL</b>				
LAP	LAP TIME	DIFF	MPH	TIME OF DAY
1 -	2:58.514 (2)	1.694	59.87	17:41:25.643
2 -	<b>2:56.820 (1)</b>		<b>60.44</b>	<b>17:44:22.463</b>
3 -	3:07.286 (3)	10.466	57.06	17:47:29.749


<b>P24 67 David WAKE</b>				
LAP	LAP TIME	DIFF	MPH	TIME OF DAY
1 -	2:19.304 (3)	10.902	76.72	17:40:46.433
2 -	2:10.681 (2)	2.279	81.78	17:42:57.114
3 -	<b>2:08.402 (1)</b>		<b>83.23</b>	<b>17:45:05.516</b>

Weather / Track : Cloudy / Dry

# BMCRC-MRO Championships 2013 - Snetterton 300 Rnd 5

## BMCRC Rookie 600

### RACE 8 - GRID

ROW 6	24   67 David WAKE	23   127 Tara PILL	22   94 Michael WINDSOR	21   92 Alex CAIRNS
ROW 5	20   22 Paul WILSON	19   9 Chris LAY	18   29 Aaron COADY	17   11 Li Jen HSIAO
ROW 4	16   78 Shane HERBERT	15   88 Tom JEFFERIES	14   115 Ritchie BLEACKLEY	13   23 Sam MILLS
ROW 3	12   107 Rafal GRZEDA	11   27 Matt COLES	10   99 Matt MACINTOSH	9   55 David MILLS
ROW 2	8   54 Chris BECK	7   66 Joe GOGGINS	6   117 Patryk RYDZINSKI	5   61 Ollly SAVAGE
ROW 1	4   75 Paul GALLAWAY	3   36 Joe MUNCEY	2   38 Dean CHAPMAN	1   57 James PUTTRELL
	<b>Pole</b>			
				

Snetterton 300  
Circuit Length = 2.9689 miles

**These results are provisional until the conclusion of any judicial and technical matters.**

Clerk Of Course :		Timekeeper :
-------------------	--	--------------

Results can be found at [www.tsl-timing.com](http://www.tsl-timing.com)

Printed - 18:00 Saturday, 22 June 2013





# BMCRC-MRO Championships 2013 - Snetterton 300 Rnd 5

## BMCRC Rookie 600

### RACE 21 - SNETTERTON MARCH ROUND - CLASSIFICATION

POS	NO	CL	PIC NAME	ENTRY	LAPS	TIME	GAP	DIFF	MPH	BEST	ON
1	38	1	Dean CHAPMAN	Kawasaki -	5	12:43.354			70.00	2:16.085	5
2	57	2	James PUTTRELL	Yamaha - Bike Stop	5	12:47.861	4.507	4.507	69.59	2:18.622	4
3	66	3	Joe GOGGINS	Yamaha - Saunders M/C's	5	13:05.495	22.141	17.634	68.03	2:21.465	5
4	61	4	Olly SAVAGE	Kawasaki - Validus-IVC Ltd	5	13:05.585	22.231	0.090	68.02	2:20.760	5
5	117	5	Patryk RYDZINSKI	Honda -	5	13:13.036	29.682	7.451	67.38	2:21.690	4
6	75	6	Paul GALLAWAY	Yamaha - Cornerstone Garage	5	13:16.424	33.070	3.388	67.10	2:18.633	5
7	36	7	Joe MUNCEY	Honda - Eastern Garage	5	13:22.047	38.693	5.623	66.62	2:23.606	5
8	99	8	Matt MACINTOSH	Yamaha - Cambrige Coral Tech	5	13:28.683	45.329	6.636	66.08	2:21.426	2
9	55	9	David MILLS	Suzuki - Wonderwalls	5	13:42.417	59.063	13.734	64.97	2:24.260	5
10	115	10	Ritchie BLEACKLEY	Yamaha - Ballard Racing	5	13:44.626	1:01.272	2.209	64.80	2:28.437	3
11	92	11	Alex CAIRNS	Triumph - Motorcycle Junction	5	13:49.526	1:06.172	4.900	64.42	2:28.354	5
12	88	12	Tom JEFFERIES	Yamaha -	5	13:50.160	1:06.806	0.634	64.37	2:28.917	4
13	107	13	Rafal GRZEDA	Suzuki -	5	13:57.491	1:14.137	7.331	63.81	2:31.945	3
14	31	14	Ashley FRANCIS	Yamaha -	4	11:50.652	1 Lap	1 Lap	60.15	2:38.043	2
NOT CLASSIFIED											
DNF	27		Matt COLES	Yamaha -	4	10:58.690	1 Lap		64.90	2:24.749	4
DNF	23		Sam MILLS	Suzuki - Glenmill Homes	2	5:55.937	3 Laps	2 Laps	60.05	2:23.592	2
DNF	54		Chris BECK	Suzuki - Wonderwalls	1	3:35.369	4 Laps	1 Lap	49.62	3:35.369	1
FASTEST LAP											
	38		Dean CHAPMAN	Kawasaki -	5	2:16.085			78.53 mph	126.39 kph	

Weather / Track : Showers / Wet

These results are provisional until the conclusion of any judicial and technical matters.

Snetterton 300

Circuit Length = 2.9689 miles

Start: 09:49 Flag 10:00 End: 10:03

Clerk Of Course :	Timekeeper :
-------------------	--------------

Results can be found at [www.tsl-timing.com](http://www.tsl-timing.com)

Printed - 10:03 Sunday, 23 June 2013



# BMCRC-MRO Championships 2013 - Snetterton 300 Rnd 5

## BMCRC Rookie 600 & Rookie 1000

### RACE 21 - SNETTERTON MARCH ROUND - LAP CHART

LAP 1		
NO	BEHIND	LAP TIME

111		2:28.658
33	3.241	2:31.899
15	3.618	2:32.276
17	3.833	2:32.491
26	5.807	2:34.465
80	7.588	2:36.246
46	8.842	2:37.500
43	16.972	2:45.630
57	1:01.796	3:30.454
23	1:03.687	3:32.345
38	1:04.198	3:32.856
61	1:06.300	3:34.958
54	1:06.711	3:35.369
66	1:08.420	3:37.078
36	1:10.246	3:38.904
27	1:11.383	3:40.041
99	1:11.735	3:40.393
117	1:13.849	3:42.507
115	1:14.072	3:42.730
107	1:15.695	3:44.353
75	1:17.474	3:46.132
88	1:17.566	3:46.224
31	1:18.687	3:47.345
92	1:19.111	3:47.769
55	1:20.096	3:48.754

LAP 2		
NO	BEHIND	LAP TIME

111		2:22.439
17	3.668	2:22.274
15	4.674	2:23.495
33	6.232	2:25.430
46	17.390	2:30.987
80	17.437	2:32.288
26	22.417	2:39.049
43	31.794	2:37.261
57	58.499	2:19.142
38	59.493	2:17.734
23	1:04.840	2:23.592
61	1:08.404	2:24.543
66	1:08.693	2:22.712
99	1:10.722	2:21.426
117	1:15.547	2:24.137
27	1:16.170	2:27.226
36	1:16.556	2:28.749
75	1:21.914	2:26.879
115	1:22.831	2:31.198
107	1:25.421	2:32.165
88	1:26.647	2:31.520
55	1:29.719	2:32.062
92	1:31.375	2:34.703
31	1:34.291	2:38.043

LAP 3		
NO	BEHIND	LAP TIME

111		2:21.149
17	2.774	2:20.255
15	2.973	2:19.448
33	7.076	2:21.993
46	26.403	2:30.162
26	40.699	2:39.431

43	47.693	2:37.048
38	56.578	2:18.234
57	57.055	2:19.705
66	1:09.819	2:22.275
61	1:10.862	2:23.607
117	1:16.756	2:22.358
99	1:20.873	2:31.300
36	1:21.483	2:26.076
27	1:21.695	2:26.674
75	1:23.259	2:22.494
115	1:30.119	2:28.437
107	1:36.217	2:31.945
55	1:38.971	2:30.401
88	1:39.698	2:34.200
92	1:40.502	2:30.276
31	1:55.633	2:42.491

LAP 4		
NO	BEHIND	LAP TIME

111		2:20.741
15	2.099	2:19.867
17	2.282	2:20.249
33	10.803	2:24.468
46	34.113	2:28.451
38	54.282	2:18.445
57	54.936	2:18.622
43	58.156	2:31.204
26	58.503	2:38.545
66	1:11.043	2:21.965
61	1:11.838	2:21.717
117	1:17.705	2:21.690
75	1:24.804	2:22.286
36	1:25.454	2:24.712
27	1:25.703	2:24.749
99	1:27.470	2:27.338
115	1:40.222	2:30.844
55	1:45.170	2:26.940
88	1:47.874	2:28.917
107	1:47.978	2:32.502
92	1:48.185	2:28.424

LAP 5		
NO	BEHIND	LAP TIME

111		2:17.168
31	1 Lap	2:42.773
15	0.578	2:15.647
17	2.530	2:17.416
33	25.293	2:31.658
46	48.145	2:31.200
38	53.199	2:16.085
57	57.706	2:19.938
43	1:13.787	2:32.799
66	1:15.340	2:21.465
61	1:15.430	2:20.760
26	1:17.911	2:36.576
117	1:22.881	2:22.344
75	1:26.269	2:18.633
36	1:31.892	2:23.606
99	1:38.528	2:28.226
55	1:52.262	2:24.260
115	1:54.471	2:31.417
92	1:59.371	2:28.354
88	2:00.005	2:29.299
107	2:07.336	2:36.526

Weather / Track : Showers / Wet

Results can be found at [www.tsl-timing.com](http://www.tsl-timing.com)

Snetterton 300  
Circuit Length = 2.9689 miles  
Start: 09:49 Flag 10:00 End: 10:03

Printed - 10:06 Sunday, 23 June 2013

# BMCRC-MRO Championships 2013 - Snetterton 300 Rnd 5

## BMCRC Rookie 600

### RACE 21 - SNETTERTON MARCH ROUND - LAP ANALYSIS

DIFF = Difference To Personal Best Lap

P1 38 Dean CHAPMAN				
LAP	LAP TIME	DIFF	MPH	TIME OF DAY
1 -	3:32.856	1:16.771	50.21	09:52:42.386
2 -	2:17.734 (2)	1.649	77.59	09:55:00.120
3 -	2:18.234 (3)	2.149	77.31	09:57:18.354
4 -	2:18.445	2.360	77.20	09:59:36.799
5 -	<b>2:16.085 (1)</b>		<b>78.53</b>	<b>10:01:52.884</b>

P2 57 James PUTTRELL				
LAP	LAP TIME	DIFF	MPH	TIME OF DAY
1 -	3:30.454	1:11.832	50.78	09:52:39.984
2 -	2:19.142 (2)	0.520	76.81	09:54:59.126
3 -	2:19.705 (3)	1.083	76.50	09:57:18.831
4 -	<b>2:18.622 (1)</b>		<b>77.10</b>	<b>09:59:37.453</b>
5 -	2:19.938	1.316	76.37	10:01:57.391

P3 66 Joe GOGGINS				
LAP	LAP TIME	DIFF	MPH	TIME OF DAY
1 -	3:37.078	1:15.613	49.23	09:52:46.608
2 -	2:22.712	1.247	74.89	09:55:09.320
3 -	2:22.275 (3)	0.810	75.12	09:57:31.595
4 -	2:21.965 (2)	0.500	75.28	09:59:53.560
5 -	<b>2:21.465 (1)</b>		<b>75.55</b>	<b>10:02:15.025</b>

P4 61 Oilly SAVAGE				
LAP	LAP TIME	DIFF	MPH	TIME OF DAY
1 -	3:34.958	1:14.198	49.72	09:52:44.488
2 -	2:24.543	3.783	73.94	09:55:09.031
3 -	2:23.607 (3)	2.847	74.42	09:57:32.638
4 -	2:21.717 (2)	0.957	75.41	09:59:54.355
5 -	<b>2:20.760 (1)</b>		<b>75.93</b>	<b>10:02:15.115</b>

P5 117 Patryk RYDZINSKI				
LAP	LAP TIME	DIFF	MPH	TIME OF DAY
1 -	3:42.507	1:20.817	48.03	09:52:52.037
2 -	2:24.137	2.447	74.15	09:55:16.174
3 -	2:22.358 (3)	0.668	75.07	09:57:38.532
4 -	<b>2:21.690 (1)</b>		<b>75.43</b>	<b>10:00:00.222</b>
5 -	2:22.344 (2)	0.654	75.08	10:02:22.566

P6 75 Paul GALLAWAY				
LAP	LAP TIME	DIFF	MPH	TIME OF DAY
1 -	3:46.132	1:27.499	47.26	09:52:55.662
2 -	2:26.879	8.246	72.76	09:55:22.541
3 -	2:22.494 (3)	3.861	75.00	09:57:45.035
4 -	2:22.286 (2)	3.653	75.11	10:00:07.321
5 -	<b>2:18.633 (1)</b>		<b>77.09</b>	<b>10:02:25.954</b>

P7 36 Joe MUNCEY				
LAP	LAP TIME	DIFF	MPH	TIME OF DAY
1 -	3:38.904	1:15.298	48.82	09:52:48.434
2 -	2:28.749	5.143	71.85	09:55:17.183
3 -	2:26.076 (3)	2.470	73.16	09:57:43.259
4 -	2:24.712 (2)	1.106	73.85	10:00:07.971
5 -	<b>2:23.606 (1)</b>		<b>74.42</b>	<b>10:02:31.577</b>

DIFF = Difference To Personal Best Lap

P8 99 Matt MACINTOSH				
LAP	LAP TIME	DIFF	MPH	TIME OF DAY
1 -	3:40.393	1:18.967	48.49	09:52:49.923
2 -	<b>2:21.426 (1)</b>		<b>75.57</b>	<b>09:55:11.349</b>
3 -	2:31.300	9.874	70.64	09:57:42.649
4 -	2:27.338 (2)	5.912	72.54	10:00:09.987
5 -	2:28.226 (3)	6.800	72.10	10:02:38.213

P9 55 David MILLS				
LAP	LAP TIME	DIFF	MPH	TIME OF DAY
1 -	3:48.754	1:24.494	46.72	09:52:58.284
2 -	2:32.062	7.802	70.28	09:55:30.346
3 -	2:30.401 (3)	6.141	71.06	09:58:00.747
4 -	2:26.940 (2)	2.680	72.73	10:00:27.687
5 -	<b>2:24.260 (1)</b>		<b>74.08</b>	<b>10:02:51.947</b>

P10 115 Ritchie BLEACKLEY				
LAP	LAP TIME	DIFF	MPH	TIME OF DAY
1 -	3:42.730	1:14.293	47.98	09:52:52.260
2 -	2:31.198 (3)	2.761	70.68	09:55:23.458
3 -	<b>2:28.437 (1)</b>		<b>72.00</b>	<b>09:57:51.895</b>
4 -	2:30.844 (2)	2.407	70.85	10:00:22.739
5 -	2:31.417	2.980	70.58	10:02:54.156

P11 92 Alex CAIRNS				
LAP	LAP TIME	DIFF	MPH	TIME OF DAY
1 -	3:47.769	1:19.415	46.92	09:52:57.299
2 -	2:34.703	6.349	69.08	09:55:32.002
3 -	2:30.276 (3)	1.922	71.12	09:58:02.278
4 -	2:28.424 (2)	0.070	72.01	10:00:30.702
5 -	<b>2:28.354 (1)</b>		<b>72.04</b>	<b>10:02:59.056</b>

P12 88 Tom JEFFERIES				
LAP	LAP TIME	DIFF	MPH	TIME OF DAY
1 -	3:46.224	1:17.307	47.24	09:52:55.754
2 -	2:31.520 (3)	2.603	70.53	09:55:27.274
3 -	2:34.200	5.283	69.31	09:58:01.474
4 -	<b>2:28.917 (1)</b>		<b>71.77</b>	<b>10:00:30.391</b>
5 -	2:29.299 (2)	0.382	71.58	10:02:59.690

P13 107 Rafal GRZEDA				
LAP	LAP TIME	DIFF	MPH	TIME OF DAY
1 -	3:44.353	1:12.408	47.63	09:52:53.883
2 -	2:32.165 (2)	0.220	70.24	09:55:26.048
3 -	<b>2:31.945 (1)</b>		<b>70.34</b>	<b>09:57:57.993</b>
4 -	2:32.502 (3)	0.557	70.08	10:00:30.495
5 -	2:36.526	4.581	68.28	10:03:07.021

P14 31 Ashley FRANCIS				
LAP	LAP TIME	DIFF	MPH	TIME OF DAY
1 -	3:47.345	1:09.302	47.01	09:52:56.875
2 -	<b>2:38.043 (1)</b>		<b>67.62</b>	<b>09:55:34.918</b>
3 -	2:42.491 (2)	4.448	65.77	09:58:17.409
4 -	2:42.773 (3)	4.730	65.66	10:01:00.182

P15 27 Matt COLES				
LAP	LAP TIME	DIFF	MPH	TIME OF DAY

Weather / Track : Showers / Wet

Snetterton 300  
Circuit Length = 2.9689 miles  
Start: 09:49 Flag 10:00 End: 10:03

# BMCRC-MRO Championships 2013 - Snetterton 300 Rnd 5

## BMCRC Rookie 600

### RACE 21 - SNETTERTON MARCH ROUND - LAP ANALYSIS

DIFF = Difference To Personal Best Lap

1 -	3:40.041	1:15.292	48.57	09:52:49.571
2 -	2:27.226 (3)	2.477	72.59	09:55:16.797
3 -	2:26.674 (2)	1.925	72.86	09:57:43.471
4 -	<b>2:24.749 (1)</b>		<b>73.83</b>	<b>10:00:08.220</b>

<b>P16 23 Sam MILLS</b>				
LAP	LAP TIME	DIFF	MPH	TIME OF DAY
1 -	3:32.345 (2)	1:08.753	50.33	09:52:41.875
2 -	<b>2:23.592 (1)</b>		<b>74.43</b>	<b>09:55:05.467</b>

<b>P17 54 Chris BECK</b>				
LAP	LAP TIME	DIFF	MPH	TIME OF DAY
1 -	<b>3:35.369 (1)</b>		<b>49.62</b>	<b>09:52:44.899</b>

# BMCRC-MRO Championships 2013 - Snetterton 300 Rnd 5

## BMCRC Rookie 600

### RACE 8 - CLASSIFICATION

POS	NO	NAME	ENTRY	LAPS	TIME	GAP	DIFF	MPH	BEST	ON
1	57	James PUTTRELL	Yamaha - Bike Stop	4	8:32.935			83.34	2:05.724	3
2	61	Olly SAVAGE	Kawasaki - Validus-IVC Ltd	4	8:35.001	2.066	2.066	83.01	2:06.447	4
3	38	Dean CHAPMAN	Kawasaki -	4	8:35.698	2.763	0.697	82.90	2:05.901	3
4	117	Patryk RYDZINSKI	Honda -	4	8:46.432	13.497	10.734	81.21	2:08.816	4
5	36	Joe MUNCEY	Honda - Eastern Garage	4	8:49.753	16.818	3.321	80.70	2:10.304	4
6	66	Joe GOGGINS	Yamaha - Saunders M/C's	4	8:56.034	23.099	6.281	79.75	2:11.495	3
7	55	David MILLS	Suzuki - Wonderwalls	4	9:04.910	31.975	8.876	78.45	2:12.597	3
8	99	Matt MACINTOSH	Yamaha - Cambrige Coral Tech	4	9:16.574	43.639	11.664	76.81	2:15.759	4
9	88	Tom JEFFERIES	Yamaha -	4	9:16.791	43.856	0.217	76.78	2:15.765	4
10	78	Shane HERBERT	Honda - MJR motorsport	4	9:17.235	44.300	0.444	76.72	2:15.883	4
11	11	Li Jen HSIAO	Yamaha -	4	9:17.800	44.865	0.565	76.64	2:15.262	4
12	115	Ritchie BLEACKLEY	Yamaha - Ballard Racing	4	9:18.017	45.082	0.217	76.61	2:15.594	4
13	9	Chris LAY	Yamaha -	4	9:32.340	59.405	14.323	74.69	2:20.178	3
14	92	Alex CAIRNS	Triumph - Motorcycle Junction	4	9:43.741	1:10.806	11.401	73.23	2:20.978	2
15	22	Paul WILSON	Yamaha -	4	10:10.395	1:37.460	26.654	70.04	2:29.565	3
16	94	Michael WINDSOR	Honda -	4	10:46.182	2:13.247	35.787	66.16	2:37.368	2
NOT CLASSIFIED										
DNF	75	Paul GALLAWAY	Yamaha - Cornerstone Garage	4	8:47.094	14.159		81.10	2:08.141	4
DNF	23	Sam MILLS	Suzuki - Glenmill Homes	2	4:48.861	2 Laps	2 Laps	74.00	2:21.006	2
DNF	54	Chris BECK	Suzuki - Wonderwalls	1	2:18.338	3 Laps	1 Lap	77.26	2:18.338	1
DNF	127	Tara PILL	Yamaha -	1	2:54.767	3 Laps	36.429	61.15	2:54.767	1
DNF	27	Matt COLES	Yamaha -	0						
DNF	107	Rafal GRZEDA	Suzuki -	0						

#### FASTEST LAP

57	James PUTTRELL	Yamaha - Bike Stop	3	2:05.724	85.01 mph	136.81 kph
----	----------------	--------------------	---	----------	-----------	------------

Race stopped

Weather / Track : Cloudy / Drying

These results are provisional until the conclusion of any judicial and technical matters.

Snetterton 300

Circuit Length = 2.9689 miles

Start: 13:21 Flag 13:30 End: 13:33

Clerk Of Course :

Timekeeper :

Results can be found at [www.tsl-timing.com](http://www.tsl-timing.com)

Printed - 13:35 Sunday, 23 June 2013



# BMCRC-MRO Championships 2013 - Snetterton 300 Rnd 5

## BMCRC Rookie 600

### RACE 8 - LAP CHART

LAP 1		
NO	BEHIND	LAP TIME

57		2:14.250
38	0.672	2:14.922
61	0.763	2:15.013
36	3.454	2:17.704
54	4.088	2:18.338
117	4.549	2:18.799
75	4.729	2:18.979
66	5.719	2:19.969
55	11.413	2:25.663
99	11.963	2:26.213
88	12.367	2:26.617
115	12.460	2:26.710
78	13.598	2:27.848
23	13.605	2:27.855
11	14.358	2:28.608
92	15.624	2:29.874
9	17.259	2:31.509
22	24.999	2:39.249
94	31.182	2:45.432
127	40.517	2:54.767

LAP 4		
NO	BEHIND	LAP TIME

57		2:05.942
61	2.066	2:06.447
38	2.763	2:06.929
117	13.497	2:08.816
75	14.159	2:08.141
36	16.818	2:10.304
66	23.099	2:13.038
55	31.975	2:13.316
99	43.639	2:15.759
88	43.856	2:15.765
78	44.300	2:15.883
11	44.865	2:15.262
115	45.082	2:15.594
9	59.405	2:20.230
92	1:10.806	2:28.040
22	1:37.460	2:31.274
94	2:13.247	2:45.888

LAP 2		
NO	BEHIND	LAP TIME

57		2:07.019
61	0.698	2:06.954
38	1.599	2:07.946
117	6.990	2:09.460
36	7.747	2:11.312
75	8.743	2:11.033
66	10.232	2:11.532
55	17.728	2:13.334
88	22.411	2:17.063
99	22.501	2:17.557
78	23.011	2:16.432
115	23.576	2:18.135
11	25.009	2:17.670
23	27.592	2:21.006
92	29.583	2:20.978
9	30.663	2:20.423
22	48.287	2:30.307
94	1:01.531	2:37.368

LAP 3		
NO	BEHIND	LAP TIME

57		2:05.724
61	1.561	2:06.587
38	1.776	2:05.901
117	10.623	2:09.357
75	11.960	2:08.941
36	12.456	2:10.433
66	16.003	2:11.495
55	24.601	2:12.597
99	33.822	2:17.045
88	34.033	2:17.346
78	34.359	2:17.072
115	35.430	2:17.578
11	35.545	2:16.260
9	45.117	2:20.178
92	48.708	2:24.849
22	1:12.128	2:29.565
94	1:33.301	2:37.494

Weather / Track : Cloudy / Drying

Results can be found at [www.tsl-timing.com](http://www.tsl-timing.com)

Snetterton 300

Circuit Length = 2.9689 miles

Start: 13:21 Flag 13:30 End: 13:33

Printed - 13:37 Sunday, 23 June 2013

# BMCRC-MRO Championships 2013 - Snetterton 300 Rnd 5

## BMCRC Rookie 600

### RACE 8 - LAP ANALYSIS

DIFF = Difference To Personal Best Lap

<b>P1 57 James PUTTRELL</b>				
LAP	LAP TIME	DIFF	MPH	TIME OF DAY
1 -	2:14.250	8.526	79.61	13:23:53.861
2 -	2:07.019 (3)	1.295	84.14	13:26:00.880
3 -	<b>2:05.724 (1)</b>		<b>85.01</b>	<b>13:28:06.604</b>
4 -	2:05.942 (2)	0.218	84.86	13:30:12.546

<b>P2 61 Oilly SAVAGE</b>				
LAP	LAP TIME	DIFF	MPH	TIME OF DAY
1 -	2:15.013	8.566	79.16	13:23:54.624
2 -	2:06.954 (3)	0.507	84.18	13:26:01.578
3 -	2:06.587 (2)	0.140	84.43	13:28:08.165
4 -	<b>2:06.447 (1)</b>		<b>84.52</b>	<b>13:30:14.612</b>

<b>P3 38 Dean CHAPMAN</b>				
LAP	LAP TIME	DIFF	MPH	TIME OF DAY
1 -	2:14.922	9.021	79.21	13:23:54.533
2 -	2:07.946 (3)	2.045	83.53	13:26:02.479
3 -	<b>2:05.901 (1)</b>		<b>84.89</b>	<b>13:28:08.380</b>
4 -	2:06.929 (2)	1.028	84.20	13:30:15.309

<b>P4 117 Patryk RYDZINSKI</b>				
LAP	LAP TIME	DIFF	MPH	TIME OF DAY
1 -	2:18.799	9.983	77.00	13:23:58.410
2 -	2:09.460 (3)	0.644	82.55	13:26:07.870
3 -	2:09.357 (2)	0.541	82.62	13:28:17.227
4 -	<b>2:08.816 (1)</b>		<b>82.97</b>	<b>13:30:26.043</b>

<b>P5 36 Joe MUNCEY</b>				
LAP	LAP TIME	DIFF	MPH	TIME OF DAY
1 -	2:17.704	7.400	77.61	13:23:57.315
2 -	2:11.312 (3)	1.008	81.39	13:26:08.627
3 -	2:10.433 (2)	0.129	81.94	13:28:19.060
4 -	<b>2:10.304 (1)</b>		<b>82.02</b>	<b>13:30:29.364</b>

<b>P6 66 Joe GOGGINS</b>				
LAP	LAP TIME	DIFF	MPH	TIME OF DAY
1 -	2:19.969	8.474	76.35	13:23:59.580
2 -	2:11.532 (2)	0.037	81.25	13:26:11.112
3 -	<b>2:11.495 (1)</b>		<b>81.28</b>	<b>13:28:22.607</b>
4 -	2:13.038 (3)	1.543	80.33	13:30:35.645

<b>P7 55 David MILLS</b>				
LAP	LAP TIME	DIFF	MPH	TIME OF DAY
1 -	2:25.663	13.066	73.37	13:24:05.274
2 -	2:13.334 (3)	0.737	80.16	13:26:18.608
3 -	<b>2:12.597 (1)</b>		<b>80.60</b>	<b>13:28:31.205</b>
4 -	2:13.316 (2)	0.719	80.17	13:30:44.521

<b>P8 99 Matt MACINTOSH</b>				
LAP	LAP TIME	DIFF	MPH	TIME OF DAY
1 -	2:26.213	10.454	73.09	13:24:05.824
2 -	2:17.557 (3)	1.798	77.69	13:26:23.381
3 -	2:17.045 (2)	1.286	77.98	13:28:40.426
4 -	<b>2:15.759 (1)</b>		<b>78.72</b>	<b>13:30:56.185</b>

DIFF = Difference To Personal Best Lap

<b>P9 88 Tom JEFFERIES</b>				
LAP	LAP TIME	DIFF	MPH	TIME OF DAY
1 -	2:26.617	10.852	72.89	13:24:06.228
2 -	2:17.063 (2)	1.298	77.97	13:26:23.291
3 -	2:17.346 (3)	1.581	77.81	13:28:40.637
4 -	<b>2:15.765 (1)</b>		<b>78.72</b>	<b>13:30:56.402</b>

<b>P10 78 Shane HERBERT</b>				
LAP	LAP TIME	DIFF	MPH	TIME OF DAY
1 -	2:27.848	11.965	72.29	13:24:07.459
2 -	2:16.432 (2)	0.549	78.33	13:26:23.891
3 -	2:17.072 (3)	1.189	77.97	13:28:40.963
4 -	<b>2:15.883 (1)</b>		<b>78.65</b>	<b>13:30:56.846</b>

<b>P11 11 Li Jen HSIAO</b>				
LAP	LAP TIME	DIFF	MPH	TIME OF DAY
1 -	2:28.608	13.346	71.92	13:24:08.219
2 -	2:17.670 (3)	2.408	77.63	13:26:25.889
3 -	2:16.260 (2)	0.998	78.43	13:28:42.149
4 -	<b>2:15.262 (1)</b>		<b>79.01</b>	<b>13:30:57.411</b>

<b>P12 115 Ritchie BLEACKLEY</b>				
LAP	LAP TIME	DIFF	MPH	TIME OF DAY
1 -	2:26.710	11.116	72.85	13:24:06.321
2 -	2:18.135 (3)	2.541	77.37	13:26:24.456
3 -	2:17.578 (2)	1.984	77.68	13:28:42.034
4 -	<b>2:15.594 (1)</b>		<b>78.82</b>	<b>13:30:57.628</b>

<b>P13 9 Chris LAY</b>				
LAP	LAP TIME	DIFF	MPH	TIME OF DAY
1 -	2:31.509	11.331	70.54	13:24:11.120
2 -	2:20.423 (3)	0.245	76.11	13:26:31.543
3 -	<b>2:20.178 (1)</b>		<b>76.24</b>	<b>13:28:51.721</b>
4 -	2:20.230 (2)	0.052	76.21	13:31:11.951

<b>P14 92 Alex CAIRNS</b>				
LAP	LAP TIME	DIFF	MPH	TIME OF DAY
1 -	2:29.874	8.896	71.31	13:24:09.485
2 -	<b>2:20.978 (1)</b>		<b>75.81</b>	<b>13:26:30.463</b>
3 -	2:24.849 (2)	3.871	73.78	13:28:55.312
4 -	2:28.040 (3)	7.062	72.19	13:31:23.352

<b>P15 22 Paul WILSON</b>				
LAP	LAP TIME	DIFF	MPH	TIME OF DAY
1 -	2:39.249	9.684	67.11	13:24:18.860
2 -	2:30.307 (2)	0.742	71.10	13:26:49.167
3 -	<b>2:29.565 (1)</b>		<b>71.46</b>	<b>13:29:18.732</b>
4 -	2:31.274 (3)	1.709	70.65	13:31:50.006

<b>P16 94 Michael WINDSOR</b>				
LAP	LAP TIME	DIFF	MPH	TIME OF DAY
1 -	2:45.432 (3)	8.064	64.60	13:24:25.043
2 -	<b>2:37.368 (1)</b>		<b>67.91</b>	<b>13:27:02.411</b>
3 -	2:37.494 (2)	0.126	67.86	13:29:39.905
4 -	2:45.888	8.520	64.42	13:32:25.793

Weather / Track : Cloudy / Drying

Snetterton 300  
Circuit Length = 2.9689 miles  
Start: 13:21 Flag 13:30 End: 13:33

# BMCRC-MRO Championships 2013 - Snetterton 300 Rnd 5

## BMCRC Rookie 600

### RACE 8 - LAP ANALYSIS

DIFF = Difference To Personal Best Lap

<b>P17 75 Paul GALLAWAY</b>				
LAP	LAP TIME	DIFF	MPH	TIME OF DAY
1 -	2:18.979	10.838	76.90	13:23:58.590
2 -	2:11.033 (3)	2.892	81.56	13:26:09.623
3 -	2:08.941 (2)	0.800	82.89	13:28:18.564
4 -	<b>2:08.141 (1)</b>		<b>83.40</b>	<b>13:30:26.705</b>

<b>P18 23 Sam MILLS</b>				
LAP	LAP TIME	DIFF	MPH	TIME OF DAY
1 -	2:27.855 (2)	6.849	72.28	13:24:07.466
2 -	<b>2:21.006 (1)</b>		<b>75.79</b>	<b>13:26:28.472</b>

<b>P19 54 Chris BECK</b>				
LAP	LAP TIME	DIFF	MPH	TIME OF DAY
1 -	<b>2:18.338 (1)</b>		<b>77.26</b>	<b>13:23:57.949</b>


<b>P20 127 Tara PILL</b>				
LAP	LAP TIME	DIFF	MPH	TIME OF DAY
1 -	<b>2:54.767 (1)</b>		<b>61.15</b>	<b>13:24:34.378</b>



# BMCRC-MRO Championships 2013 - Snetterton 300 Rnd 5

## BMCRC Rookie 600

### RACE 19 - GRID

ROW 6	22	107 Rafal GRZEDA	21	27 Matt COLES				
ROW 5	20	127 Tara PILL	19	54 Chris BECK	18	23 Sam MILLS	17	75 Paul GALLAWAY
ROW 4	16	94 Michael WINDSOR	15	22 Paul WILSON	14	92 Alex CAIRNS	13	9 Chris LAY
ROW 3	12	115 Ritchie BLEACKLEY	11	11 Li Jen HSIAO	10	78 Shane HERBERT	9	88 Tom JEFFERIES
ROW 2	8	99 Matt MACINTOSH	7	55 David MILLS	6	66 Joe GOGGINS	5	36 Joe MUNCEY
ROW 1	4	117 Patryk RYDZINSKI	3	38 Dean CHAPMAN	2	61 Ollly SAVAGE	1	57 James PUTTRELL
<b>Pole</b>								
								

Snetterton 300  
Circuit Length = 2.9689 miles

**These results are provisional until the conclusion of any judicial and technical matters.**

Clerk Of Course :		Timekeeper :
-------------------	--	--------------

Results can be found at [www.tsl-timing.com](http://www.tsl-timing.com)

Printed - 13:39 Sunday, 23 June 2013



# BMCRC-MRO Championships 2013 - Snetterton 300 Rnd 5

## BMCRC Rookie 600

### RACE 19 - CLASSIFICATION

POS	NO	NAME	ENTRY	LAPS	TIME	GAP	DIFF	MPH	BEST	ON
1	57	James PUTTRELL	Yamaha - Bike Stop	5	10:35.593			84.07	2:02.634	5
2	61	Olly SAVAGE	Kawasaki - Validus-IVC Ltd	5	10:36.042	0.449	0.449	84.02	2:05.563	3
3	36	Joe MUNCEY	Honda - Eastern Garage	5	10:37.317	1.724	1.275	83.85	2:03.998	5
4	38	Dean CHAPMAN	Kawasaki -	5	10:38.934	3.341	1.617	83.63	2:05.846	4
5	54	Chris BECK	Suzuki - Wonderwalls	5	10:46.028	10.435	7.094	82.72	2:05.858	4
6	117	Patryk RYDZINSKI	Honda -	5	10:48.755	13.162	2.727	82.37	2:06.526	3
7	66	Joe GOGGINS	Yamaha - Saunders M/C's	5	10:57.903	22.310	9.148	81.22	2:10.040	2
8	27	Matt COLES	Yamaha -	5	10:58.615	23.022	0.712	81.14	2:08.235	5
9	55	David MILLS	Suzuki - Wonderwalls	5	11:08.720	33.127	10.105	79.91	2:10.160	4
10	107	Rafal GRZEDA	Suzuki -	5	11:16.744	41.151	8.024	78.96	2:12.404	4
11	99	Matt MACINTOSH	Yamaha - Cambrige Coral Tech	5	11:22.698	47.105	5.954	78.27	2:14.714	3
12	78	Shane HERBERT	Honda - MJR motorsport	5	11:26.467	50.874	3.769	77.84	2:13.259	5
13	9	Chris LAY	Yamaha -	5	11:27.214	51.621	0.747	77.76	2:13.057	4
14	23	Sam MILLS	Suzuki - Glenmill Homes	5	11:27.351	51.758	0.137	77.74	2:15.479	2
15	88	Tom JEFFERIES	Yamaha -	5	11:34.948	59.355	7.597	76.89	2:16.246	4
16	75	Paul GALLAWAY	Yamaha - Cornerstone Garage	5	11:35.266	59.673	0.318	76.86	2:14.854	4
17	11	Li Jen HSIAO	Yamaha -	5	11:42.427	1:06.834	7.161	76.07	2:14.751	4
18	92	Alex CAIRNS	Triumph - Motorcycle Junction	5	11:44.622	1:09.029	2.195	75.84	2:16.788	5
19	22	Paul WILSON	Yamaha -	5	12:05.732	1:30.139	21.110	73.63	2:22.265	3

#### NOT CLASSIFIED

DNF	94	Michael WINDSOR	Honda -	3	7:54.068	2 Laps	2 Laps	67.63	2:33.536	3
DNF	115	Ritchie BLEACKLEY	Yamaha - Ballard Racing	1	2:27.906	4 Laps	2 Laps	72.26	2:27.906	1

#### FASTEST LAP

57	James PUTTRELL	Yamaha - Bike Stop	5	2:02.634	87.15 mph	140.26 kph
----	----------------	--------------------	---	----------	-----------	------------

Weather / Track : Cloudy / Dry

These results are provisional until the conclusion of any judicial and technical matters.

Snetterton 300

Circuit Length = 2.9689 miles

Start: 17:00 Flag 17:11 End: 17:12

Clerk Of Course :	Timekeeper :
-------------------	--------------

Results can be found at [www.tsl-timing.com](http://www.tsl-timing.com)

Printed - 17:13 Sunday, 23 June 2013



# BMCRC-MRO Championships 2013 - Snetterton 300 Rnd 5

## BMCRC Rookie 600

### RACE 19 - LAP CHART

LAP 1		
NO	BEHIND	LAP TIME

61		2:11.164
117	2.601	2:13.765
36	2.953	2:14.117
38	3.354	2:14.518
66	5.727	2:16.891
57	7.607	2:18.771
54	7.620	2:18.784
27	9.545	2:20.709
99	10.905	2:22.069
23	12.340	2:23.504
88	12.581	2:23.745
107	12.990	2:24.154
55	13.117	2:24.281
78	14.451	2:25.615
115	16.742	2:27.906
9	16.832	2:27.996
92	17.504	2:28.668
75	20.071	2:31.235
22	21.933	2:33.097
11	25.602	2:36.766
94	31.105	2:42.269

LAP 2		
NO	BEHIND	LAP TIME

61		2:06.254
38	3.447	2:06.347
36	3.999	2:07.300
117	4.130	2:07.783
57	6.719	2:05.366
54	8.857	2:07.491
66	9.513	2:10.040
27	13.489	2:10.198
55	18.489	2:11.626
99	19.604	2:14.953
107	20.435	2:13.699
23	21.565	2:15.479
88	24.942	2:18.615
78	25.027	2:16.830
9	25.645	2:15.067
92	31.456	2:20.206
75	31.537	2:17.720
11	37.893	2:18.545
22	39.976	2:24.297
94	1:03.114	2:38.263

LAP 3		
NO	BEHIND	LAP TIME

61		2:05.563
38	4.161	2:06.277
36	4.542	2:06.106
117	5.093	2:06.526
57	5.622	2:04.466
54	10.574	2:07.280
66	14.075	2:10.125
27	18.270	2:10.344
55	24.864	2:11.938
99	28.755	2:14.714
107	28.835	2:13.963
23	32.452	2:16.450
78	36.085	2:16.621
88	36.968	2:17.589

9	37.301	2:17.219
75	41.787	2:15.813
92	46.226	2:20.333
11	49.414	2:17.084
22	56.678	2:22.265
94	1:31.087	2:33.536

LAP 4		
NO	BEHIND	LAP TIME

61		2:05.608
57	4.370	2:04.356
38	4.399	2:05.846
36	4.730	2:05.796
54	10.824	2:05.858
117	12.335	2:12.850
66	18.741	2:10.274
27	21.791	2:09.129
55	29.416	2:10.160
107	35.631	2:12.404
99	38.033	2:14.886
23	42.994	2:16.150
78	44.619	2:14.142
9	44.750	2:13.057
88	47.606	2:16.246
75	51.033	2:14.854
11	58.557	2:14.751
92	59.245	2:18.627
22	1:13.396	2:22.326

LAP 5		
NO	BEHIND	LAP TIME

57		2:02.634
61	0.449	2:07.453
36	1.724	2:03.998
38	3.341	2:05.946
54	10.435	2:06.615
117	13.162	2:07.831
66	22.310	2:10.573
27	23.022	2:08.235
55	33.127	2:10.715
107	41.151	2:12.524
99	47.105	2:16.076
78	50.874	2:13.259
9	51.621	2:13.875
23	51.758	2:15.768
88	59.355	2:18.753
75	59.673	2:15.644
11	1:06.834	2:15.281
92	1:09.029	2:16.788
22	1:30.139	2:23.747

Weather / Track : Cloudy / Dry

Results can be found at [www.tsl-timing.com](http://www.tsl-timing.com)

Snetterton 300  
Circuit Length = 2.9689 miles  
Start: 17:00 Flag 17:11 End: 17:12

Printed - 17:15 Sunday, 23 June 2013

# BMCRC-MRO Championships 2013 - Snetterton 300 Rnd 5

## BMCRC Rookie 600

### RACE 19 - LAP ANALYSIS

DIFF = Difference To Personal Best Lap

P1 57 James PUTTRELL				
LAP	LAP TIME	DIFF	MPH	TIME OF DAY
1 -	2:18.771	16.137	77.01	17:03:01.307
2 -	2:05.366	2.732	85.25	17:05:06.673
3 -	2:04.466 (3)	1.832	85.87	17:07:11.139
4 -	2:04.356 (2)	1.722	85.94	17:09:15.495
5 -	<b>2:02.634 (1)</b>		<b>87.15</b>	<b>17:11:18.129</b>

P2 61 Oilly SAVAGE				
LAP	LAP TIME	DIFF	MPH	TIME OF DAY
1 -	2:11.164	5.601	81.48	17:02:53.700
2 -	2:06.254 (3)	0.691	84.65	17:04:59.954
3 -	<b>2:05.563 (1)</b>		<b>85.12</b>	<b>17:07:05.517</b>
4 -	2:05.608 (2)	0.045	85.09	17:09:11.125
5 -	2:07.453	1.890	83.85	17:11:18.578

P3 36 Joe MUNCEY				
LAP	LAP TIME	DIFF	MPH	TIME OF DAY
1 -	2:14.117	10.119	79.69	17:02:56.653
2 -	2:07.300	3.302	83.95	17:05:03.953
3 -	2:06.106 (3)	2.108	84.75	17:07:10.059
4 -	2:05.796 (2)	1.798	84.96	17:09:15.855
5 -	<b>2:03.998 (1)</b>		<b>86.19</b>	<b>17:11:19.853</b>

P4 38 Dean CHAPMAN				
LAP	LAP TIME	DIFF	MPH	TIME OF DAY
1 -	2:14.518	8.672	79.45	17:02:57.054
2 -	2:06.347	0.501	84.59	17:05:03.401
3 -	2:06.277 (3)	0.431	84.63	17:07:09.678
4 -	<b>2:05.846 (1)</b>		<b>84.92</b>	<b>17:09:15.524</b>
5 -	2:05.946 (2)	0.100	84.86	17:11:21.470

P5 54 Chris BECK				
LAP	LAP TIME	DIFF	MPH	TIME OF DAY
1 -	2:18.784	12.926	77.01	17:03:01.320
2 -	2:07.491	1.633	83.83	17:05:08.811
3 -	2:07.280 (3)	1.422	83.97	17:07:16.091
4 -	<b>2:05.858 (1)</b>		<b>84.92</b>	<b>17:09:21.949</b>
5 -	2:06.615 (2)	0.757	84.41	17:11:28.564

P6 117 Patryk RYDZINSKI				
LAP	LAP TIME	DIFF	MPH	TIME OF DAY
1 -	2:13.765	7.239	79.90	17:02:56.301
2 -	2:07.783 (2)	1.257	83.64	17:05:04.084
3 -	<b>2:06.526 (1)</b>		<b>84.47</b>	<b>17:07:10.610</b>
4 -	2:12.850	6.324	80.45	17:09:23.460
5 -	2:07.831 (3)	1.305	83.61	17:11:31.291

P7 66 Joe GOGGINS				
LAP	LAP TIME	DIFF	MPH	TIME OF DAY
1 -	2:16.891	6.851	78.07	17:02:59.427
2 -	<b>2:10.040 (1)</b>		<b>82.19</b>	<b>17:05:09.467</b>
3 -	2:10.125 (2)	0.085	82.13	17:07:19.592
4 -	2:10.274 (3)	0.234	82.04	17:09:29.866
5 -	2:10.573	0.533	81.85	17:11:40.439

DIFF = Difference To Personal Best Lap

P8 27 Matt COLES				
LAP	LAP TIME	DIFF	MPH	TIME OF DAY
1 -	2:20.709	12.474	75.95	17:03:03.245
2 -	2:10.198 (3)	1.963	82.09	17:05:13.443
3 -	2:10.344	2.109	81.99	17:07:23.787
4 -	2:09.129 (2)	0.894	82.77	17:09:32.916
5 -	<b>2:08.235 (1)</b>		<b>83.34</b>	<b>17:11:41.151</b>

P9 55 David MILLS				
LAP	LAP TIME	DIFF	MPH	TIME OF DAY
1 -	2:24.281	14.121	74.07	17:03:06.817
2 -	2:11.626 (3)	1.466	81.20	17:05:18.443
3 -	2:11.938	1.778	81.00	17:07:30.381
4 -	<b>2:10.160 (1)</b>		<b>82.11</b>	<b>17:09:40.541</b>
5 -	2:10.715 (2)	0.555	81.76	17:11:51.256

P10 107 Rafal GRZEDA				
LAP	LAP TIME	DIFF	MPH	TIME OF DAY
1 -	2:24.154	11.750	74.14	17:03:06.690
2 -	2:13.699 (3)	1.295	79.94	17:05:20.389
3 -	2:13.963	1.559	79.78	17:07:34.352
4 -	<b>2:12.404 (1)</b>		<b>80.72</b>	<b>17:09:46.756</b>
5 -	2:12.524 (2)	0.120	80.65	17:11:59.280

P11 99 Matt MACINTOSH				
LAP	LAP TIME	DIFF	MPH	TIME OF DAY
1 -	2:22.069	7.355	75.23	17:03:04.605
2 -	2:14.953 (3)	0.239	79.19	17:05:19.558
3 -	<b>2:14.714 (1)</b>		<b>79.33</b>	<b>17:07:34.272</b>
4 -	2:14.886 (2)	0.172	79.23	17:09:49.158
5 -	2:16.076	1.362	78.54	17:12:05.234

P12 78 Shane HERBERT				
LAP	LAP TIME	DIFF	MPH	TIME OF DAY
1 -	2:25.615	12.356	73.39	17:03:08.151
2 -	2:16.830	3.571	78.11	17:05:24.981
3 -	2:16.621 (3)	3.362	78.23	17:07:41.602
4 -	2:14.142 (2)	0.883	79.67	17:09:55.744
5 -	<b>2:13.259 (1)</b>		<b>80.20</b>	<b>17:12:09.003</b>

P13 9 Chris LAY				
LAP	LAP TIME	DIFF	MPH	TIME OF DAY
1 -	2:27.996	14.939	72.21	17:03:10.532
2 -	2:15.067 (3)	2.010	79.13	17:05:25.599
3 -	2:17.219	4.162	77.89	17:07:42.818
4 -	<b>2:13.057 (1)</b>		<b>80.32</b>	<b>17:09:55.875</b>
5 -	2:13.875 (2)	0.818	79.83	17:12:09.750

P14 23 Sam MILLS				
LAP	LAP TIME	DIFF	MPH	TIME OF DAY
1 -	2:23.504	8.025	74.47	17:03:06.040
2 -	<b>2:15.479 (1)</b>		<b>78.89</b>	<b>17:05:21.519</b>
3 -	2:16.450	0.971	78.32	17:07:37.969
4 -	2:16.150 (3)	0.671	78.50	17:09:54.119
5 -	2:15.768 (2)	0.289	78.72	17:12:09.887

Weather / Track : Cloudy / Dry

Snetterton 300  
Circuit Length = 2.9689 miles  
Start: 17:00 Flag 17:11 End: 17:12

# BMCRC-MRO Championships 2013 - Snetterton 300 Rnd 5

## BMCRC Rookie 600

### RACE 19 - LAP ANALYSIS

DIFF = Difference To Personal Best Lap

<b>P15 88 Tom JEFFERIES</b>				
LAP	LAP TIME	DIFF	MPH	TIME OF DAY
1 -	2:23.745	7.499	74.35	17:03:06.281
2 -	2:18.615 (3)	2.369	77.10	17:05:24.896
3 -	2:17.589 (2)	1.343	77.68	17:07:42.485
4 -	<b>2:16.246 (1)</b>		<b>78.44</b>	<b>17:09:58.731</b>
5 -	2:18.753	2.507	77.02	17:12:17.484

<b>P16 75 Paul GALLAWAY</b>				
LAP	LAP TIME	DIFF	MPH	TIME OF DAY
1 -	2:31.235	16.381	70.67	17:03:13.771
2 -	2:17.720	2.866	77.60	17:05:31.491
3 -	2:15.813 (3)	0.959	78.69	17:07:47.304
4 -	<b>2:14.854 (1)</b>		<b>79.25</b>	<b>17:10:02.158</b>
5 -	2:15.644 (2)	0.790	78.79	17:12:17.802

<b>P17 11 Li Jen HSIAO</b>				
LAP	LAP TIME	DIFF	MPH	TIME OF DAY
1 -	2:36.766	22.015	68.17	17:03:19.302
2 -	2:18.545	3.794	77.14	17:05:37.847
3 -	2:17.084 (3)	2.333	77.96	17:07:54.931
4 -	<b>2:14.751 (1)</b>		<b>79.31</b>	<b>17:10:09.682</b>
5 -	2:15.281 (2)	0.530	79.00	17:12:24.963

<b>P18 92 Alex CAIRNS</b>				
LAP	LAP TIME	DIFF	MPH	TIME OF DAY
1 -	2:28.668	11.880	71.89	17:03:11.204
2 -	2:20.206 (3)	3.418	76.23	17:05:31.410
3 -	2:20.333	3.545	76.16	17:07:51.743
4 -	2:18.627 (2)	1.839	77.09	17:10:10.370
5 -	<b>2:16.788 (1)</b>		<b>78.13</b>	<b>17:12:27.158</b>

<b>P19 22 Paul WILSON</b>				
LAP	LAP TIME	DIFF	MPH	TIME OF DAY
1 -	2:33.097	10.832	69.81	17:03:15.633
2 -	2:24.297	2.032	74.07	17:05:39.930
3 -	<b>2:22.265 (1)</b>		<b>75.12</b>	<b>17:08:02.195</b>
4 -	2:22.326 (2)	0.061	75.09	17:10:24.521
5 -	2:23.747 (3)	1.482	74.35	17:12:48.268

<b>P20 94 Michael WINDSOR</b>				
LAP	LAP TIME	DIFF	MPH	TIME OF DAY
1 -	2:42.269 (3)	8.733	65.86	17:03:24.805
2 -	2:38.263 (2)	4.727	67.53	17:06:03.068
3 -	<b>2:33.536 (1)</b>		<b>69.61</b>	<b>17:08:36.604</b>

<b>P21 115 Ritchie BLEACKLEY</b>				
LAP	LAP TIME	DIFF	MPH	TIME OF DAY
1 -	<b>2:27.906 (1)</b>		<b>72.26</b>	<b>17:03:10.442</b>

Weather / Track : Cloudy / Dry



## **BMCRC F1 & F2 Sidecars**

**Snetterton 300**

**21<sup>st</sup> – 23<sup>rd</sup> June 2013**



**Results Provided by Timing Solutions Ltd**  
[www.tsl-timing.com](http://www.tsl-timing.com)

### BMCRC-MRO Championships 2013 - Snetterton 300 Rnd 5

#### RBK/BMCRC F1 & F2 Sidecars

#### QUALIFYING - CLASSIFICATION

POS	NO	CL	PIC NAME	ENTRY	TIME	ON	LAPS	GAP	DIFF	MPH
1	1	F1	1 GILBERT / PILMOOR-BRADY	Yamaha LCR -	2:29.300	3	4			71.58
2	25	F1	2 MacLAURIN / HOPE	Yamaha LCR -	2:30.859	3	4	1.559	1.559	70.84
3	57	F1	3 BROWN / ANDERSON	Honda LCR -	2:32.541	3	4	3.241	1.682	70.06
4	14	F2	1 CHRISTIE / CHRISTIE	Honda - Ryedale Pools	2:33.292	3	4	3.992	0.751	69.72
5	88	F2	2 LONGMORE / LONGMORE	Honda DMR -	2:33.607	5	5	4.307	0.315	69.58
6	11	F2	3 NICHOLLS / MOORE	Kawasaki Lumley - Certain Exhibitions	2:34.522	3	5	5.222	0.915	69.16
7	16 *	F1	4 BYGRAVE / BRIGGS	Suzuki LCR -	2:34.639	4	4	5.339	0.117	69.11
8	5	F1	5 BIGGS / BIGGS	Yamaha LCR -	2:36.515	3	4	7.215	1.876	68.28
9	48	F1	6 RYDER / HUGHES	Suzuki LCR - SRO	2:37.211	3	5	7.911	0.696	67.98
10	195	F1	7 SIRRELL / WAREHAM	Suzuki RSR - EDSB Fire & Security	2:37.365	2	4	8.065	0.154	67.91
11	31	F1	8 MUNRO / JEFFREY	Suzuki Windle -	2:37.508	3	3	8.208	0.143	67.85
12	111	F1	9 CABLE / PAWSEY	Yamaha LCR - Medway Office Interiors	2:38.526	4	5	9.226	1.018	67.42
13	4	F2	4 LOCKEY / CAPEWELL	Honda Ireson - Real Racing	2:39.814	3	4	10.514	1.288	66.87
14	92	F1	10 HILDIGE / DEELEY	Suzuki Windle - Les King	2:41.159	2	4	11.859	1.345	66.32
15	46	F1	11 BLEACKLEY / TWO	Yamaha Windle - PD Racing	2:42.514	3	4	13.214	1.355	65.76
16	8	F2	5 ILARIA / SAUNDERS	Suzuki Windle - Powerhouse	2:44.099	3	4	14.799	1.585	65.13
17	33	F2	6 LUMLEY / WHITNALL	Kawasaki Lumley - Lumley Eng	2:44.355	4	4	15.055	0.256	65.03
18	45	F2	7 PETTMAN / SNASHALL	Yamaha Windle -	2:46.429	3	4	17.129	2.074	64.22
19	65	F2	8 WILLIAMS / GOODERHAM	Yamaha Baker -	2:46.997	3	3	17.697	0.568	64.00
20	58	F1	12 KIRK / McARDLE	Suzuki LCR -	2:47.961	3	4	18.661	0.964	63.63
21	777	F1	13 HAMILTON / FAIRHURST	Suzuki LCR -	2:50.635	2	3	21.335	2.674	62.63
22	37	F1	14 KNIGHT / FISHWICK	Suzuki RSR - EDSB	2:52.214	2	4	22.914	1.579	62.06
23	30	F1	15 JAMES / JAMES	Suzuki LCR -	2:56.995	3	4	27.695	4.781	60.38
24	55	F2	9 COLE / CONN	Honda MR Equipe -	2:58.060	3	4	28.760	1.065	60.02
25	13	F1	16 RESTALL / NICHOLSON	Yamaha RCN -	3:01.651	2	3	32.351	3.591	58.83
26	19	F1	17 MacBRIDE / BROWN	Suzuki LCR -	3:33.953	2	3	1:04.653	32.302	49.95
27	62	F1	18 HEGARTY / LAWSON	Honda LCR -			0			

\* Sidecar 16 - No working transponder

Weather / Track : Cloudy / Wet

These results are provisional until the conclusion of any judicial and technical matters.

Snetterton 300

Circuit Length = 2.9689 miles

Start: 09:43 Flag 09:57 End: 09:57

Clerk Of Course :		Timekeeper :
-------------------	--	--------------

Results can be found at [www.tsl-timing.com](http://www.tsl-timing.com)

Printed - 09:59 Saturday, 22 June 2013



# BMCR-C MRO Championships 2013 - Snetterton 300 Rnd 5

## RBK/BMCR F1 & F2 Sidecars

### QUALIFYING - LAP ANALYSIS

DIFF = Difference To Personal Best Lap

P1 1 GILBERT / PILMOOR-BRADY				
LAP	LAP TIME	DIFF	MPH	TIME OF DAY
1 -	2:35.230	5.930	68.85	09:45:52.008
2 -	2:31.228 (2)	1.928	70.67	09:48:23.236
3 -	<b>2:29.300 (1)</b>		<b>71.58</b>	<b>09:50:52.536</b>
4 -	2:32.490 (3)	3.190	70.09	09:53:25.026

P2 25 MacLAURIN / HOPE				
LAP	LAP TIME	DIFF	MPH	TIME OF DAY
1 -	2:38.687	7.828	67.35	09:45:57.191
2 -	2:33.048 (3)	2.189	69.83	09:48:30.239
3 -	<b>2:30.859 (1)</b>		<b>70.84</b>	<b>09:51:01.098</b>
4 -	2:32.863 (2)	2.004	69.91	09:53:33.961

P3 57 BROWN / ANDERSON				
LAP	LAP TIME	DIFF	MPH	TIME OF DAY
1 -	3:38.565 P	1:06.024	48.90	09:46:53.452
2 -	2:43.014	10.473	65.56	09:49:36.466
3 -	<b>2:32.541 (1)</b>		<b>70.06</b>	<b>09:52:09.007</b>
4 -	2:34.940 (2)	2.399	68.98	09:54:43.947

P4 14 CHRISTIE / CHRISTIE				
LAP	LAP TIME	DIFF	MPH	TIME OF DAY
1 -	2:43.449	10.157	65.39	09:46:03.594
2 -	2:36.114 (3)	2.822	68.46	09:48:39.708
3 -	<b>2:33.292 (1)</b>		<b>69.72</b>	<b>09:51:13.000</b>
4 -	2:34.000 (2)	0.708	69.40	09:53:47.000

P5 88 LONGMORE / LONGMORE				
LAP	LAP TIME	DIFF	MPH	TIME OF DAY
1 -	2:45.948	12.341	64.40	09:46:13.366
2 -	2:38.020	4.413	67.63	09:48:51.386
3 -	2:38.005 (3)	4.398	67.64	09:51:29.391
4 -	2:36.014 (2)	2.407	68.50	09:54:05.405
5 -	<b>2:33.607 (1)</b>		<b>69.58</b>	<b>09:56:39.012</b>

P6 11 NICHOLLS / MOORE				
LAP	LAP TIME	DIFF	MPH	TIME OF DAY
1 -	2:43.330	8.808	65.43	09:46:21.509
2 -	2:37.368 (3)	2.846	67.91	09:48:58.877
3 -	<b>2:34.522 (1)</b>		<b>69.16</b>	<b>09:51:33.399</b>
4 -	2:35.265 (2)	0.743	68.83	09:54:08.664
5 -	2:37.507	2.985	67.85	09:56:46.171

P7 16 BYGRAVE / BRIGGS				
LAP	LAP TIME	DIFF	MPH	TIME OF DAY
1 -	2:44.468	9.829	64.98	09:46:38.560
2 -	2:35.868 (3)	1.229	68.57	09:49:14.428
3 -	2:35.033 (2)	0.394	68.94	09:51:49.461
4 -	<b>2:34.639 (1)</b>		<b>69.11</b>	<b>09:54:24.100</b>

P8 5 BIGGS / BIGGS				
LAP	LAP TIME	DIFF	MPH	TIME OF DAY
1 -	2:56.222	19.707	60.65	09:46:38.660
2 -	2:42.478 (3)	5.963	65.78	09:49:21.138
3 -	<b>2:36.515 (1)</b>		<b>68.28</b>	<b>09:51:57.653</b>
4 -	2:42.258 (2)	5.743	65.87	09:54:39.911

DIFF = Difference To Personal Best Lap

P9 48 RYDER / HUGHES				
LAP	LAP TIME	DIFF	MPH	TIME OF DAY
1 -	2:44.191	6.980	65.09	09:46:09.953
2 -	2:40.205	2.994	66.71	09:48:50.158
3 -	<b>2:37.211 (1)</b>		<b>67.98</b>	<b>09:51:27.369</b>
4 -	2:37.351 (2)	0.140	67.92	09:54:04.720
5 -	2:37.869 (3)	0.658	67.70	09:56:42.589

P10 195 SIRRELL / WAREHAM				
LAP	LAP TIME	DIFF	MPH	TIME OF DAY
1 -	2:55.883	18.518	60.76	09:46:30.038
2 -	<b>2:37.365 (1)</b>		<b>67.91</b>	<b>09:49:07.403</b>
3 -	2:53.797 (3)	16.432	61.49	09:52:01.200
4 -	2:38.153 (2)	0.788	67.58	09:54:39.353

P11 31 MUNRO / JEFFREY				
LAP	LAP TIME	DIFF	MPH	TIME OF DAY
1 -	2:49.559 (3)	12.051	63.03	09:46:19.307
2 -	2:39.332 (2)	1.824	67.08	09:48:58.639
3 -	<b>2:37.508 (1)</b>		<b>67.85</b>	<b>09:51:36.147</b>

P12 111 CABLE / PAWSEY				
LAP	LAP TIME	DIFF	MPH	TIME OF DAY
1 -	2:44.840	6.314	64.83	09:46:09.328
2 -	2:39.698 (3)	1.172	66.92	09:48:49.026
3 -	2:39.415 (2)	0.889	67.04	09:51:28.441
4 -	<b>2:38.526 (1)</b>		<b>67.42</b>	<b>09:54:06.967</b>
5 -	2:40.435	1.909	66.61	09:56:47.402

P13 4 LOCKEY / CAPEWELL				
LAP	LAP TIME	DIFF	MPH	TIME OF DAY
1 -	2:51.968	12.154	62.15	09:46:24.908
2 -	2:42.109 (2)	2.295	65.93	09:49:07.017
3 -	<b>2:39.814 (1)</b>		<b>66.87</b>	<b>09:51:46.831</b>
4 -	2:43.774 (3)	3.960	65.26	09:54:30.605

P14 92 HILDIGE / DEELEY				
LAP	LAP TIME	DIFF	MPH	TIME OF DAY
1 -	2:53.567	12.408	61.57	09:46:17.208
2 -	<b>2:41.159 (1)</b>		<b>66.32</b>	<b>09:48:58.367</b>
3 -	2:42.168 (2)	1.009	65.90	09:51:40.535
4 -	2:43.209 (3)	2.050	65.48	09:54:23.744

P15 46 BLEACKLEY / TWO				
LAP	LAP TIME	DIFF	MPH	TIME OF DAY
1 -	3:00.156	17.642	59.32	09:46:25.899
2 -	2:47.381 (3)	4.867	63.85	09:49:13.280
3 -	<b>2:42.514 (1)</b>		<b>65.76</b>	<b>09:51:55.794</b>
4 -	2:43.538 (2)	1.024	65.35	09:54:39.332

P16 8 ILARIA / SAUNDERS				
LAP	LAP TIME	DIFF	MPH	TIME OF DAY
1 -	2:54.410	10.311	61.28	09:46:24.267
2 -	2:46.481 (2)	2.382	64.20	09:49:10.748
3 -	<b>2:44.099 (1)</b>		<b>65.13</b>	<b>09:51:54.847</b>
4 -	2:47.264 (3)	3.165	63.89	09:54:42.111

Weather / Track : Cloudy / Wet

Snetterton 300  
Circuit Length = 2.9689 miles  
Start: 09:43 Flag 09:57 End: 09:57



# BMCRC-MRO Championships 2013 - Snetterton 300 Rnd 5

## RBK/BMCRC F1 & F2 Sidecars

### QUALIFYING - LAP ANALYSIS

DIFF = Difference To Personal Best Lap

<b>P17 33 LUMLEY / WHITNALL</b>				
LAP	LAP TIME	DIFF	MPH	TIME OF DAY
1 -	3:06.424	22.069	57.33	09:46:50.596
2 -	2:47.590 (3)	3.235	63.77	09:49:38.186
3 -	2:46.665 (2)	2.310	64.12	09:52:24.851
4 -	<b>2:44.355 (1)</b>		<b>65.03</b>	<b>09:55:09.206</b>

<b>P18 45 PETTMAN / SNASHALL</b>				
LAP	LAP TIME	DIFF	MPH	TIME OF DAY
1 -	2:52.398 (3)	5.969	61.99	09:46:15.840
2 -	2:47.935 (2)	1.506	63.64	09:49:03.775
3 -	<b>2:46.429 (1)</b>		<b>64.22</b>	<b>09:51:50.204</b>
4 -	2:55.383	8.954	60.94	09:54:45.587

<b>P19 65 WILLIAMS / GOODERHAM</b>				
LAP	LAP TIME	DIFF	MPH	TIME OF DAY
1 -	3:12.337 (3)	25.340	55.56	09:46:51.286
2 -	2:48.049 (2)	1.052	63.60	09:49:39.335
3 -	<b>2:46.997 (1)</b>		<b>64.00</b>	<b>09:52:26.332</b>

<b>P20 58 KIRK / McARDLE</b>				
LAP	LAP TIME	DIFF	MPH	TIME OF DAY
1 -	3:03.522	15.561	58.23	09:46:52.702
2 -	2:49.921 (2)	1.960	62.90	09:49:42.623
3 -	<b>2:47.961 (1)</b>		<b>63.63</b>	<b>09:52:30.584</b>
4 -	2:55.083 (3)	7.122	61.04	09:55:25.667

<b>P21 777 HAMILTON / FAIRHURST</b>				
LAP	LAP TIME	DIFF	MPH	TIME OF DAY
1 -	3:04.140	13.505	58.04	09:48:39.808
2 -	<b>2:50.635 (1)</b>		<b>62.63</b>	<b>09:51:30.443</b>
3 -	2:53.526 (2)	2.891	61.59	09:54:23.969

<b>P22 37 KNIGHT / FISHWICK</b>				
LAP	LAP TIME	DIFF	MPH	TIME OF DAY
1 -	3:03.105	10.891	58.37	09:47:15.320
2 -	<b>2:52.214 (1)</b>		<b>62.06</b>	<b>09:50:07.534</b>
3 -	3:08.012 (3)	15.798	56.84	09:53:15.546
4 -	2:56.099 (2)	3.885	60.69	09:56:11.645

<b>P23 30 JAMES / JAMES</b>				
LAP	LAP TIME	DIFF	MPH	TIME OF DAY
1 -	3:24.359	27.364	52.30	09:47:12.922
2 -	3:04.546 (3)	7.551	57.91	09:50:17.468
3 -	<b>2:56.995 (1)</b>		<b>60.38</b>	<b>09:53:14.463</b>
4 -	2:57.163 (2)	0.168	60.32	09:56:11.626

<b>P24 55 COLE / CONN</b>				
LAP	LAP TIME	DIFF	MPH	TIME OF DAY
1 -	3:12.183	14.123	55.61	09:47:13.444
2 -	2:59.135 (2)	1.075	59.66	09:50:12.579
3 -	<b>2:58.060 (1)</b>		<b>60.02</b>	<b>09:53:10.639</b>
4 -	3:03.047 (3)	4.987	58.38	09:56:13.686

DIFF = Difference To Personal Best Lap

<b>P25 13 RESTALL / NICHOLSON</b>				
LAP	LAP TIME	DIFF	MPH	TIME OF DAY
1 -	3:10.532 (3)	8.881	56.09	09:46:57.614
2 -	<b>3:01.651 (1)</b>		<b>58.83</b>	<b>09:49:59.265</b>
3 -	3:07.286 (2)	5.635	57.06	09:53:06.551

<b>P26 19 MacBRIDE / BROWN</b>				
LAP	LAP TIME	DIFF	MPH	TIME OF DAY
1 -	3:36.421 (2)	2.468	49.38	09:47:12.778
2 -	<b>3:33.953 (1)</b>		<b>49.95</b>	<b>09:50:46.731</b>
3 -	3:38.532 (3)	4.579	48.90	09:54:25.263

Weather / Track : Cloudy / Wet


### BMCRC-MRO Championships 2013 - Snetterton 300 Rnd 5

### RBK/BMCRC F1 & F2 Sidecars

### RACE 5 - GRID

ROW 14		27	62 HEGARTY / LAWSON		
ROW 13		26	19 MacBRIDE / BROWN	25	13 RESTALL / NICHOLSON
ROW 12	24	55 COLE / CONN	23	30 JAMES / JAMES	
ROW 11		22	37 KNIGHT / FISHWICK	21	777 HAMILTON / FAIRHURST
ROW 10	20	58 KIRK / McARDLE	19	65 WILLIAMS / GOODERHAM	
ROW 9		18	45 PETTMAN / SNASHALL	17	33 LUMLEY / WHITNALL
ROW 8	16	8 ILARIA / SAUNDERS	15	46 BLEACKLEY / TWO	
ROW 7		14	92 HILDIGE / DEELEY	13	4 LOCKEY / CAPEWELL
ROW 6	12	111 CABLE / PAWSEY	11	31 MUNRO / JEFFREY	
ROW 5		10	195 SIRRELL / WAREHAM	9	48 RYDER / HUGHES
ROW 4	8	5 BIGGS / BIGGS	7	16 BYGRAVE / BRIGGS	
ROW 3		6	11 NICHOLLS / MOORE	5	88 LONGMORE / LONGMORE
ROW 2	4	14 CHRISTIE / CHRISTIE	3	57 BROWN / ANDERSON	
ROW 1		2	25 MacLAURIN / HOPE	1	1 GILBERT / PILMOOR-BRADY

**Pole**



Snetterton 300  
Circuit Length = 2.9689 miles

These results are provisional until the conclusion of any judicial and technical matters.

Clerk Of Course :	Timekeeper :
-------------------	--------------

Results can be found at [www.tsl-timing.com](http://www.tsl-timing.com)

Printed - 10:01 Saturday, 22 June 2013



# BMCRC-MRO Championships 2013 - Snetterton 300 Rnd 5

## RBK/BMCRC F1 & F2 Sidecars

### RACE 5 - CLASSIFICATION

POS	NO	CL	PIC NAME	ENTRY	LAPS	TIME	GAP	DIFF	MPH	BEST	ON
1	57	F1	1 BROWN / ANDERSON	Honda LCR -	5	10:29.412			84.90	2:02.758	3
2	195	F1	2 SIRRELL / WAREHAM	Suzuki RSR - EDSB Fire & Security	5	11:04.112	34.700	34.700	80.46	2:10.753	2
3	46	F1	3 BLEACKLEY / TWO	Yamaha Windle - PD Racing	5	11:14.632	45.220	10.520	79.21	2:10.771	3
4	4	F2	1 LOCKEY / CAPEWELL	Honda Ireson - Real Racing	5	11:25.088	55.676	10.456	78.00	2:14.434	3
5	14	F2	2 CHRISTIE / CHRISTIE	Honda - Ryedale Pools	5	11:41.809	1:12.397	16.721	76.14	2:16.709	3
6	88	F2	3 LONGMORE / LONGMORE	Honda DMR -	5	11:43.210	1:13.798	1.401	75.99	2:17.286	5
7	777	F1	4 HAMILTON / FAIRHURST	Suzuki LCR -	5	11:48.264	1:18.852	5.054	75.45	2:18.018	2
8	37	F1	5 KNIGHT / FISHWICK	Suzuki RSR - EDSB	5	11:56.151	1:26.739	7.887	74.62	2:19.294	5
9	33	F2	4 LUMLEY / WHITNALL	Kawasaki Lumley - Lumley Eng	5	11:58.851	1:29.439	2.700	74.34	2:21.080	5
10	58	F1	6 KIRK / McARDLE	Suzuki LCR -	5	12:03.736	1:34.324	4.885	73.83	2:22.039	5
11	111	F1	7 CABLE / PAWSEY	Yamaha LCR - Medway Office Interiors	5	12:03.969	1:34.557	0.233	73.81	2:19.272	2
12	30	F1	8 JAMES / JAMES	Suzuki LCR -	5	12:11.859	1:42.447	7.890	73.02	2:22.426	5
13	45	F2	5 PETTMAN / SNASHALL	Yamaha Windle -	5	12:48.467	2:19.055	36.608	69.54	2:30.586	2
14	5	F1	9 BIGGS / BIGGS	Yamaha LCR -	4	12:29.804	1 Lap	1 Lap	57.01	2:14.349	3

#### NOT CLASSIFIED

DNF	8	F2	ILARIA / SAUNDERS	Suzuki Windle - Powerhouse	5	12:00.384	1:30.972	0.000	74.18	2:21.360	3
DNF	74	F2	ALLCORN / CATTON	Kawasaki Baker -	4	10:13.859	1 Lap	1 Lap	69.64	2:28.442	4
DNF	16	F1	BYGRAVE / BRIGGS	Suzuki LCR -	1	2:14.896	4 Laps	3 Laps	79.23	2:14.896	1
DNF	25	F1	MacLAURIN / HOPE	Yamaha LCR -	1	2:20.679	4 Laps	5.783	75.97	2:20.679	1
DNF	11	F2	NICHOLLS / MOORE	Kawasaki Lumley - Certain Exhibitions	1	2:24.513	4 Laps	3.834	73.95	2:24.513	1
DNF	92	F1	HILDIGE / DEELEY	Suzuki Windle - Les King	1	2:28.110	4 Laps	3.597	72.16	2:28.110	1
DNF	48	F1	RYDER / HUGHES	Suzuki LCR - SRO	0						
DNF	65	F2	WILLIAMS / GOODERHAM	Yamaha Baker -	0						
DNF	62	F1	HEGARTY / LAWSON	Honda LCR -	0						
DNF	1	F1	GILBERT / PILMOOR-BRADY	Yamaha LCR -	0						
DNF	31	F1	MUNRO / JEFFREY	Suzuki Windle -	0						
DNF	55	F2	COLE / CONN	Honda MR Equipe -	0						
DNF	13	F1	RESTALL / NICHOLSON	Yamaha RCN -	0						
DNF	19	F1	MacBRIDE / BROWN	Suzuki LCR -	0						

#### FASTEST LAP

57	F1	BROWN / ANDERSON	Honda LCR -	3	2:02.758	87.06 mph	140.11 kph
4	F2	LOCKEY / CAPEWELL	Honda Ireson - Real Racing	3	2:14.434	79.50 mph	127.94 kph

Weather / Track : Cloudy / Drying

These results are provisional until the conclusion of any judicial and technical matters.

Snetterton 300

Circuit Length = 2.9689 miles

Start: 12:42 Flag 12:53 End: 12:56

Clerk Of Course :	Timekeeper :
-------------------	--------------

Results can be found at [www.tsl-timing.com](http://www.tsl-timing.com)

Printed - 12:56 Saturday, 22 June 2013



# BMCRC-MRO Championships 2013 - Snetterton 300 Rnd 5

## RBK/BMCRC F1 & F2 Sidecars

### RACE 5 - LAP CHART

LAP 1			LAP 4		
NO	BEHIND	LAP TIME	NO	BEHIND	LAP TIME

57		2:10.745	57		2:04.762
16	4.151	2:14.896	195	28.239	2:11.976
195	5.347	2:16.092	46	41.787	2:12.268
25	9.934	2:20.679	4	48.258	2:14.973
11	13.768	2:24.513	14	57.935	2:18.532
4	14.240	2:24.985	88	1:04.270	2:18.276
46	14.843	2:25.588	777	1:05.873	2:21.345
14	15.137	2:25.882	37	1:15.203	2:22.709
92	17.365	2:28.110	8	1:15.954	2:21.788
37	17.704	2:28.449	33	1:16.117	2:21.776
777	18.725	2:29.470	111	1:19.917	2:27.515
88	18.731	2:29.476	58	1:20.043	2:23.651
111	18.961	2:29.706	30	1:27.779	2:23.407
33	19.032	2:29.777	45	1:51.698	2:33.175
8	20.814	2:31.559	74	1:52.205	2:28.442
58	20.986	2:31.731	5	1 Lap	2:14.349
45	26.271	2:37.016			
30	26.320	2:37.065			
74	33.890	2:44.635			

LAP 5		
NO	BEHIND	LAP TIME

57		2:07.758
195	34.700	2:14.219
46	45.220	2:11.191
4	55.676	2:15.176
14	1:12.397	2:22.220
88	1:13.798	2:17.286
777	1:18.852	2:20.737
37	1:26.739	2:19.294
33	1:29.439	2:21.080
8	1:30.972	2:22.776
58	1:34.324	2:22.039
111	1:34.557	2:22.398
30	1:42.447	2:22.426
5	1 Lap	2:15.127
45	2:19.055	2:35.115

LAP 2		
NO	BEHIND	LAP TIME

57		2:03.389
195	12.711	2:10.753
46	26.268	2:14.814
4	26.371	2:15.520
14	30.214	2:18.466
777	33.354	2:18.018
111	34.844	2:19.272
88	35.149	2:19.807
37	37.476	2:23.161
33	38.261	2:22.618
58	40.065	2:22.468
8	40.326	2:22.901
30	48.374	2:25.443
45	53.468	2:30.586
74	1:01.695	2:31.194
5	1 Lap	5:37.983 P

LAP 3		
NO	BEHIND	LAP TIME

57		2:02.758
195	21.025	2:11.072
46	34.281	2:10.771
4	38.047	2:14.434
14	44.165	2:16.709
777	49.290	2:18.694
88	50.756	2:18.365
111	57.164	2:25.078
37	57.256	2:22.538
8	58.928	2:21.360
33	59.103	2:23.600
58	1:01.154	2:23.847
30	1:09.134	2:23.518
45	1:23.285	2:32.575
74	1:28.525	2:29.588
5	1 Lap	2:22.345

Weather / Track : Cloudy / Drying

Results can be found at [www.tsl-timing.com](http://www.tsl-timing.com)

Snetterton 300  
Circuit Length = 2.9689 miles  
Start: 12:42 Flag 12:53 End: 12:56

Printed - 13:04 Saturday, 22 June 2013

# BMCR-MRO Championships 2013 - Snetterton 300 Rnd 5

## RBK/BMCR F1 & F2 Sidecars

### RACE 5 - LAP ANALYSIS

DIFF = Difference To Personal Best Lap

P1 57 BROWN / ANDERSON				
LAP	LAP TIME	DIFF	MPH	TIME OF DAY
1 -	2:10.745	7.987	81.74	12:44:45.332
2 -	2:03.389 (2)	0.631	86.62	12:46:48.721
3 -	<b>2:02.758 (1)</b>		<b>87.06</b>	<b>12:48:51.479</b>
4 -	2:04.762 (3)	2.004	85.66	12:50:56.241
5 -	2:07.758	5.000	83.65	12:53:03.999

P2 195 SIRRELL / WAREHAM				
LAP	LAP TIME	DIFF	MPH	TIME OF DAY
1 -	2:16.092	5.339	78.53	12:44:50.679
2 -	<b>2:10.753 (1)</b>		<b>81.74</b>	<b>12:47:01.432</b>
3 -	2:11.072 (2)	0.319	81.54	12:49:12.504
4 -	2:11.976 (3)	1.223	80.98	12:51:24.480
5 -	2:14.219	3.466	79.63	12:53:38.699

P3 46 BLEACKLEY / TWO				
LAP	LAP TIME	DIFF	MPH	TIME OF DAY
1 -	2:25.588	14.817	73.41	12:45:00.175
2 -	2:14.814	4.043	79.28	12:47:14.989
3 -	<b>2:10.771 (1)</b>		<b>81.73</b>	<b>12:49:25.760</b>
4 -	2:12.268 (3)	1.497	80.80	12:51:38.028
5 -	2:11.191 (2)	0.420	81.46	12:53:49.219

P4 4 LOCKEY / CAPEWELL				
LAP	LAP TIME	DIFF	MPH	TIME OF DAY
1 -	2:24.985	10.551	73.71	12:44:59.572
2 -	2:15.520	1.086	78.86	12:47:15.092
3 -	<b>2:14.434 (1)</b>		<b>79.50</b>	<b>12:49:29.526</b>
4 -	2:14.973 (2)	0.539	79.18	12:51:44.499
5 -	2:15.176 (3)	0.742	79.06	12:53:59.675

P5 14 CHRISTIE / CHRISTIE				
LAP	LAP TIME	DIFF	MPH	TIME OF DAY
1 -	2:25.882	9.173	73.26	12:45:00.469
2 -	2:18.466 (2)	1.757	77.18	12:47:18.935
3 -	<b>2:16.709 (1)</b>		<b>78.18</b>	<b>12:49:35.644</b>
4 -	2:18.532 (3)	1.823	77.15	12:51:54.176
5 -	2:22.220	5.511	75.15	12:54:16.396

P6 88 LONGMORE / LONGMORE				
LAP	LAP TIME	DIFF	MPH	TIME OF DAY
1 -	2:29.476	12.190	71.50	12:45:04.063
2 -	2:19.807	2.521	76.44	12:47:23.870
3 -	2:18.365 (3)	1.079	77.24	12:49:42.235
4 -	2:18.276 (2)	0.990	77.29	12:52:00.511
5 -	<b>2:17.286 (1)</b>		<b>77.85</b>	<b>12:54:17.797</b>

P7 777 HAMILTON / FAIRHURST				
LAP	LAP TIME	DIFF	MPH	TIME OF DAY
1 -	2:29.470	11.452	71.50	12:45:04.057
2 -	<b>2:18.018 (1)</b>		<b>77.43</b>	<b>12:47:22.075</b>
3 -	2:18.694 (2)	0.676	77.06	12:49:40.769
4 -	2:21.345	3.327	75.61	12:52:02.114
5 -	2:20.737 (3)	2.719	75.94	12:54:22.851

DIFF = Difference To Personal Best Lap

P8 37 KNIGHT / FISHWICK				
LAP	LAP TIME	DIFF	MPH	TIME OF DAY
1 -	2:28.449	9.155	71.99	12:45:03.036
2 -	2:23.161	3.867	74.65	12:47:26.197
3 -	2:22.538 (2)	3.244	74.98	12:49:48.735
4 -	2:22.709 (3)	3.415	74.89	12:52:11.444
5 -	<b>2:19.294 (1)</b>		<b>76.73</b>	<b>12:54:30.738</b>

P9 33 LUMLEY / WHITNALL				
LAP	LAP TIME	DIFF	MPH	TIME OF DAY
1 -	2:29.777	8.697	71.35	12:45:04.364
2 -	2:22.618 (3)	1.538	74.94	12:47:26.982
3 -	2:23.600	2.520	74.42	12:49:50.582
4 -	2:21.776 (2)	0.696	75.38	12:52:12.358
5 -	<b>2:21.080 (1)</b>		<b>75.75</b>	<b>12:54:33.438</b>

P10 58 KIRK / McARDLE				
LAP	LAP TIME	DIFF	MPH	TIME OF DAY
1 -	2:31.731	9.692	70.44	12:45:06.318
2 -	2:22.468 (2)	0.429	75.02	12:47:28.786
3 -	2:23.847	1.808	74.30	12:49:52.633
4 -	2:23.651 (3)	1.612	74.40	12:52:16.284
5 -	<b>2:22.039 (1)</b>		<b>75.24</b>	<b>12:54:38.323</b>

P11 111 CABLE / PAWSEY				
LAP	LAP TIME	DIFF	MPH	TIME OF DAY
1 -	2:29.706	10.434	71.39	12:45:04.293
2 -	<b>2:19.272 (1)</b>		<b>76.74</b>	<b>12:47:23.565</b>
3 -	2:25.078 (3)	5.806	73.67	12:49:48.643
4 -	2:27.515	8.243	72.45	12:52:16.158
5 -	2:22.398 (2)	3.126	75.05	12:54:38.556

P12 30 JAMES / JAMES				
LAP	LAP TIME	DIFF	MPH	TIME OF DAY
1 -	2:37.065	14.639	68.04	12:45:11.652
2 -	2:25.443	3.017	73.48	12:47:37.095
3 -	2:23.518 (3)	1.092	74.47	12:50:00.613
4 -	2:23.407 (2)	0.981	74.52	12:52:24.020
5 -	<b>2:22.426 (1)</b>		<b>75.04</b>	<b>12:54:46.446</b>

P13 45 PETTMAN / SNASHALL				
LAP	LAP TIME	DIFF	MPH	TIME OF DAY
1 -	2:37.016	6.430	68.06	12:45:11.603
2 -	<b>2:30.586 (1)</b>		<b>70.97</b>	<b>12:47:42.189</b>
3 -	2:32.575 (2)	1.989	70.05	12:50:14.764
4 -	2:33.175 (3)	2.589	69.77	12:52:47.939
5 -	2:35.115	4.529	68.90	12:55:23.054

P14 5 BIGGS / BIGGS				
LAP	LAP TIME	DIFF	MPH	TIME OF DAY
1 -	5:37.983 P	3:23.634	31.62	12:48:12.570
2 -	2:22.345	7.996	75.08	12:50:34.915
3 -	<b>2:14.349 (1)</b>		<b>79.55</b>	<b>12:52:49.264</b>
4 -	2:15.127 (2)	0.778	79.09	12:55:04.391

P15 8 ILARIA / SAUNDERS				
LAP	LAP TIME	DIFF	MPH	TIME OF DAY

Weather / Track : Cloudy / Drying

Snetterton 300  
Circuit Length = 2.9689 miles  
Start: 12:42 Flag 12:53 End: 12:56

# BMCRC-MRO Championships 2013 - Snetterton 300 Rnd 5

## RBK/BMCRC F1 & F2 Sidecars

### RACE 5 - LAP ANALYSIS

DIFF = Difference To Personal Best Lap

1 -	2:31.559	10.199	70.52	12:45:06.146
2 -	2:22.901	1.541	74.79	12:47:29.047
<b>3 -</b>	<b>2:21.360 (1)</b>		<b>75.60</b>	<b>12:49:50.407</b>
4 -	2:21.788 (2)	0.428	75.38	12:52:12.195
5 -	2:22.776 (3)	1.416	74.85	12:54:34.971

#### **P16 74 ALLCORN / CATTON**

LAP	LAP TIME	DIFF	MPH	TIME OF DAY
1 -	2:44.635	16.193	64.91	12:45:19.222
2 -	2:31.194 (3)	2.752	70.69	12:47:50.416
3 -	2:29.588 (2)	1.146	71.45	12:50:20.004
<b>4 -</b>	<b>2:28.442 (1)</b>		<b>72.00</b>	<b>12:52:48.446</b>

#### **P17 16 BYGRAVE / BRIGGS**

LAP	LAP TIME	DIFF	MPH	TIME OF DAY
<b>1 -</b>	<b>2:14.896 (1)</b>		<b>79.23</b>	<b>12:44:49.483</b>

#### **P18 25 MacLAURIN / HOPE**

LAP	LAP TIME	DIFF	MPH	TIME OF DAY
<b>1 -</b>	<b>2:20.679 (1)</b>		<b>75.97</b>	<b>12:44:55.266</b>

#### **P19 11 NICHOLLS / MOORE**

LAP	LAP TIME	DIFF	MPH	TIME OF DAY
<b>1 -</b>	<b>2:24.513 (1)</b>		<b>73.95</b>	<b>12:44:59.100</b>

#### **P20 92 HILDIGE / DEELEY**

LAP	LAP TIME	DIFF	MPH	TIME OF DAY
<b>1 -</b>	<b>2:28.110 (1)</b>		<b>72.16</b>	<b>12:45:02.697</b>

### BMCRC-MRO Championships 2013 - Snetterton 300 Rnd 5

#### RBK/BMCRC F1 & F2 Sidecars

#### RACE 15 - GRID

ROW 14	28   19 MacBRIDE / BROWN	27   13 RESTALL / NICHOLSON	
ROW 13	26   55 COLE / CONN	25   31 MUNRO / JEFFREY	
ROW 12	24   1 GILBERT / PILMOOR-BRADY	23   62 SLOANE / HEGARTY	
ROW 11	22   65 WILLIAMS / GOODERHAM	21   48 RYDER / HUGHES	
ROW 10	20   92 HILDIGE / DEELEY	19   11 NICHOLLS / MOORE	
ROW 9	18   25 MacLAURIN / HOPE	17   16 BYGRAVE / BRIGGS	
ROW 8	16   74 ALLCORN / CATTON	15   8 ILARIA / SAUNDERS	
ROW 7	14   5 BIGGS / BIGGS	13   45 PETTMAN / SNASHALL	
ROW 6	12   30 JAMES / JAMES	11   111 CABLE / PAWSEY	
ROW 5	10   58 KIRK / McARDLE	9   33 LUMLEY / WHITNALL	
ROW 4	8   37 KNIGHT / FISHWICK	7   777 HAMILTON / FAIRHURST	
ROW 3	6   88 LONGMORE / LONGMORE	5   14 CHRISTIE / CHRISTIE	
ROW 2	4   4 LOCKEY / CAPEWELL	3   46 BLEACKLEY / TWO	
ROW 1	2   195 SIRRELL / WAREHAM	1   57 BROWN / ANDERSON	<b>Pole</b>

Snetterton 300  
Circuit Length = 2.9689 miles

**These results are provisional until the conclusion of any judicial and technical matters.**

Clerk Of Course :		Timekeeper :
-------------------	--	--------------

Results can be found at [www.tsl-timing.com](http://www.tsl-timing.com)

Printed - 13:06 Saturday, 22 June 2013



## BMCRC-MRO Championships 2013 - Snetterton 300 Rnd 5

### RBK/BMCRC F1 & F2 Sidecars

### RACE 15 - CLASSIFICATION

POS	NO	CL	PIC NAME	ENTRY	LAPS	TIME	GAP	DIFF	MPH	BEST	ON
1	57	F1	1 BROWN / ANDERSON	Honda LCR -	5	10:18.533			86.39	2:00.779	2
2	16	F1	2 BYGRAVE / BRIGGS	Suzuki LCR -	5	10:29.123	10.590	10.590	84.94	2:03.365	2
3	1	F1	3 GILBERT / PILMOOR-BRADY	Yamaha LCR -	5	10:38.283	19.750	9.160	83.72	2:03.551	2
4	48	F1	4 RYDER / HUGHES	Suzuki LCR - SRO	5	10:58.806	40.273	20.523	81.11	2:07.684	5
5	46	F1	5 BLEACKLEY / TWO	Yamaha Windle - PD Racing	5	11:02.791	44.258	3.985	80.62	2:08.179	4
6	195	F1	6 SIRRELL / WAREHAM	Suzuki RSR - EDSB Fire & Security	5	11:18.820	1:00.287	16.029	78.72	2:09.517	4
<b>F1</b>	7	777	F1 7 HAMILTON / FAIRHURST	Suzuki LCR -	5	11:20.063	1:01.530	1.243	78.58	2:10.880	4
8	25	F1	8 MacLAURIN / HOPE	Yamaha LCR -	5	11:25.241	1:06.708	5.178	77.98	2:10.906	5
9	111	F1	9 CABLE / PAWSEY	Yamaha LCR - Medway Office Interiors	5	11:27.137	1:08.604	1.896	77.77	2:12.722	5
10	58	F1	10 KIRK / McARDLE	Suzuki LCR -	5	11:30.373	1:11.840	3.236	77.40	2:13.314	5
11	11	F2	1 NICHOLLS / MOORE	Kawasaki Lumley - Certain Exhibitions	5	11:30.581	1:12.048	0.208	77.38	2:14.795	5
12	5	F1	11 BIGGS / BIGGS	Yamaha LCR -	5	11:32.185	1:13.652	1.604	77.20	2:13.943	4
13	8	F2	2 ILARIA / SAUNDERS	Suzuki Windle - Powerhouse	5	11:36.833	1:18.300	4.648	76.69	2:16.131	5
14	14	F2	3 CHRISTIE / CHRISTIE	Honda - Ryedale Pools	5	11:36.924	1:18.391	0.091	76.68	2:16.658	2
15	33	F2	4 LUMLEY / WHITNALL	Kawasaki Lumley - Lumley Eng	5	11:40.224	1:21.691	3.300	76.31	2:17.824	5
16	13	F1	12 RESTALL / NICHOLSON	Yamaha RCN -	5	11:55.664	1:37.131	15.440	74.67	2:17.648	4
17	30	F1	13 JAMES / JAMES	Suzuki LCR -	5	12:17.910	1:59.377	22.246	72.42	2:20.642	3
<b>F2</b>	18	65	F2 5 WILLIAMS / GOODERHAM	Yamaha Baker -	5	12:25.057	2:06.524	7.147	71.72	2:24.028	2
19	55	F2	6 COLE / CONN	Honda MR Equipe -	5	12:43.077	2:24.544	18.020	70.03	2:26.656	2
20	19	F1	14 MacBRIDE / BROWN	Suzuki LCR -	3	10:19.539	2 Laps	2 Laps	51.75	3:22.630	3

#### NOT CLASSIFIED

DNF	88	F2	LONGMORE / LONGMORE	Honda DMR -	4	9:23.676	1 Lap	0.000	75.84	2:18.236	2
DNF	37	F1	KNIGHT / FISHWICK	Suzuki RSR - EDSB	2	4:29.247	3 Laps	2 Laps	79.39	2:11.240	2
DNF	4	F2	LOCKEY / CAPEWELL	Honda Ireson - Real Racing	0						
DNF	45	F2	PETTMAN / SNASHALL	Yamaha Windle -	0						

#### FASTEST LAP

57	F1	BROWN / ANDERSON	Honda LCR -	2	2:00.779	88.49 mph	142.41 kph
11	F2	NICHOLLS / MOORE	Kawasaki Lumley - Certain Exhibitions	5	2:14.795	79.29 mph	127.60 kph

Weather / Track : Cloudy / Dry

These results are provisional until the conclusion of any judicial and technical matters.

Snetterton 300

Circuit Length = 2.9689 miles

Start: 16:36 Flag 16:46 End: 16:49

Clerk Of Course :	Timekeeper :
-------------------	--------------

Results can be found at [www.tsl-timing.com](http://www.tsl-timing.com)

Printed - 16:49 Saturday, 22 June 2013





# BMCRC-MRO Championships 2013 - Snetterton 300 Rnd 5

## RBK/BMCRC F1 & F2 Sidecars

### RACE 15 - LAP CHART

LAP 1		
NO	BEHIND	LAP TIME

57		2:08.595
1	5.247	2:13.842
16	5.583	2:14.178
37	9.412	2:18.007
46	12.607	2:21.202
777	13.119	2:21.714
48	14.128	2:22.723
14	16.503	2:25.098
33	17.137	2:25.732
11	17.299	2:25.894
111	17.309	2:25.904
88	19.194	2:27.789
58	19.222	2:27.817
25	19.544	2:28.139
8	19.642	2:28.237
195	24.372	2:32.967
5	25.097	2:33.692
30	25.753	2:34.348
65	26.860	2:35.455
13	27.442	2:36.037
55	38.247	2:46.842
19	1:23.184	3:31.779

LAP 2		
NO	BEHIND	LAP TIME

57		2:00.779
1	8.019	2:03.551
16	8.169	2:03.365
37	19.873	2:11.240
46	23.104	2:11.276
48	23.303	2:09.954
777	23.980	2:11.640
14	32.382	2:16.658
111	32.487	2:15.957
11	33.176	2:16.656
195	33.668	2:10.075
58	33.710	2:15.267
25	35.990	2:17.225
33	36.049	2:19.691
88	36.651	2:18.236
8	37.579	2:18.716
5	40.671	2:16.353
30	46.695	2:21.721
13	47.712	2:21.049
65	50.109	2:24.028
55	1:04.124	2:26.656

LAP 3		
NO	BEHIND	LAP TIME

57		2:01.733
16	10.023	2:03.587
1	12.294	2:06.008
46	31.615	2:10.244
48	31.764	2:10.194
777	33.353	2:11.106
19	1 Lap	3:25.130
195	46.609	2:14.674
111	47.006	2:16.252
11	48.882	2:17.439
58	49.128	2:17.151
25	49.945	2:15.688

14	50.362	2:19.713
33	52.987	2:18.671
5	53.159	2:14.221
8	53.331	2:17.485
88	53.355	2:18.437
30	1:05.604	2:20.642
13	1:06.988	2:21.009
65	1:13.000	2:24.624
55	1:29.810	2:27.419

LAP 4		
NO	BEHIND	LAP TIME

57		2:02.004
16	11.991	2:03.972
1	16.541	2:06.251
46	37.790	2:08.179
48	38.011	2:08.251
777	42.229	2:10.880
195	54.122	2:09.517
25	1:01.224	2:13.283
111	1:01.304	2:16.302
11	1:02.675	2:15.797
58	1:03.948	2:16.824
5	1:05.098	2:13.943
14	1:07.067	2:18.709
8	1:07.591	2:16.264
33	1:09.289	2:18.306
88	1:10.565	2:19.214
13	1:22.632	2:17.648
65	1:40.885	2:29.889
30	1:41.183	2:37.583
55	1:56.843	2:29.037

LAP 5		
NO	BEHIND	LAP TIME

57		2:05.422
19	2 Laps	3:22.630
16	10.590	2:04.021
1	19.750	2:08.631
48	40.273	2:07.684
46	44.258	2:11.890
195	1:00.287	2:11.587
777	1:01.530	2:24.723
25	1:06.708	2:10.906
111	1:08.604	2:12.722
58	1:11.840	2:13.314
11	1:12.048	2:14.795
5	1:13.652	2:13.976
8	1:18.300	2:16.131
14	1:18.391	2:16.746
33	1:21.691	2:17.824
13	1:37.131	2:19.921
30	1:59.377	2:23.616
65	2:06.524	2:31.061
55	2:24.544	2:33.123

Weather / Track : Cloudy / Dry

Results can be found at [www.tsl-timing.com](http://www.tsl-timing.com)

Snetterton 300  
Circuit Length = 2.9689 miles  
Start: 16:36 Flag 16:46 End: 16:49

Printed - 16:54 Saturday, 22 June 2013

# BMCR-MRO Championships 2013 - Snetterton 300 Rnd 5

## RBK/BMCR F1 & F2 Sidecars

### RACE 15 - LAP ANALYSIS

DIFF = Difference To Personal Best Lap

<b>P1 57 BROWN / ANDERSON</b>				
LAP	LAP TIME	DIFF	MPH	TIME OF DAY
1 -	2:08.595	7.816	83.11	16:38:45.086
2 -	<b>2:00.779 (1)</b>		<b>88.49</b>	<b>16:40:45.865</b>
3 -	2:01.733 (2)	0.954	87.79	16:42:47.598
4 -	2:02.004 (3)	1.225	87.60	16:44:49.602
5 -	2:05.422	4.643	85.21	16:46:55.024

<b>P2 16 BYGRAVE / BRIGGS</b>				
LAP	LAP TIME	DIFF	MPH	TIME OF DAY
1 -	2:14.178	10.813	79.65	16:38:50.669
2 -	<b>2:03.365 (1)</b>		<b>86.63</b>	<b>16:40:54.034</b>
3 -	2:03.587 (2)	0.222	86.48	16:42:57.621
4 -	2:03.972 (3)	0.607	86.21	16:45:01.593
5 -	2:04.021	0.656	86.17	16:47:05.614

<b>P3 1 GILBERT / PILMOOR-BRADY</b>				
LAP	LAP TIME	DIFF	MPH	TIME OF DAY
1 -	2:13.842	10.291	79.85	16:38:50.333
2 -	<b>2:03.551 (1)</b>		<b>86.50</b>	<b>16:40:53.884</b>
3 -	2:06.008 (2)	2.457	84.82	16:42:59.892
4 -	2:06.251 (3)	2.700	84.65	16:45:06.143
5 -	2:08.631	5.080	83.09	16:47:14.774

<b>P4 48 RYDER / HUGHES</b>				
LAP	LAP TIME	DIFF	MPH	TIME OF DAY
1 -	2:22.723	15.039	74.88	16:38:59.214
2 -	2:09.954 (3)	2.270	82.24	16:41:09.168
3 -	2:10.194	2.510	82.09	16:43:19.362
4 -	2:08.251 (2)	0.567	83.33	16:45:27.613
5 -	<b>2:07.684 (1)</b>		<b>83.70</b>	<b>16:47:35.297</b>

<b>P5 46 BLEACKLEY / TWO</b>				
LAP	LAP TIME	DIFF	MPH	TIME OF DAY
1 -	2:21.202	13.023	75.69	16:38:57.693
2 -	2:11.276 (3)	3.097	81.41	16:41:08.969
3 -	2:10.244 (2)	2.065	82.06	16:43:19.213
4 -	<b>2:08.179 (1)</b>		<b>83.38</b>	<b>16:45:27.392</b>
5 -	2:11.890	3.711	81.03	16:47:39.282

<b>P6 195 SIRRELL / WAREHAM</b>				
LAP	LAP TIME	DIFF	MPH	TIME OF DAY
1 -	2:32.967	23.450	69.87	16:39:09.458
2 -	2:10.075 (2)	0.558	82.16	16:41:19.533
3 -	2:14.674	5.157	79.36	16:43:34.207
4 -	<b>2:09.517 (1)</b>		<b>82.52</b>	<b>16:45:43.724</b>
5 -	2:11.587 (3)	2.070	81.22	16:47:55.311

<b>P7 777 HAMILTON / FAIRHURST</b>				
LAP	LAP TIME	DIFF	MPH	TIME OF DAY
1 -	2:21.714	10.834	75.41	16:38:58.205
2 -	2:11.640 (3)	0.760	81.19	16:41:09.845
3 -	2:11.106 (2)	0.226	81.52	16:43:20.951
4 -	<b>2:10.880 (1)</b>		<b>81.66</b>	<b>16:45:31.831</b>
5 -	2:24.723	13.843	73.85	16:47:56.554

DIFF = Difference To Personal Best Lap

<b>P8 25 MacLAURIN / HOPE</b>				
LAP	LAP TIME	DIFF	MPH	TIME OF DAY
1 -	2:28.139	17.233	72.14	16:39:04.630
2 -	2:17.225	6.319	77.88	16:41:21.855
3 -	2:15.688 (3)	4.782	78.76	16:43:37.543
4 -	2:13.283 (2)	2.377	80.19	16:45:50.826
5 -	<b>2:10.906 (1)</b>		<b>81.64</b>	<b>16:48:01.732</b>

<b>P9 111 CABLE / PAWSEY</b>				
LAP	LAP TIME	DIFF	MPH	TIME OF DAY
1 -	2:25.904	13.182	73.25	16:39:02.395
2 -	2:15.957 (2)	3.235	78.61	16:41:18.352
3 -	2:16.252 (3)	3.530	78.44	16:43:34.604
4 -	2:16.302	3.580	78.41	16:45:50.906
5 -	<b>2:12.722 (1)</b>		<b>80.52</b>	<b>16:48:03.628</b>

<b>P10 58 KIRK / McARDLE</b>				
LAP	LAP TIME	DIFF	MPH	TIME OF DAY
1 -	2:27.817	14.503	72.30	16:39:04.308
2 -	2:15.267 (2)	1.953	79.01	16:41:19.575
3 -	2:17.151	3.837	77.92	16:43:36.726
4 -	2:16.824 (3)	3.510	78.11	16:45:53.550
5 -	<b>2:13.314 (1)</b>		<b>80.17</b>	<b>16:48:06.864</b>

<b>P11 11 NICHOLLS / MOORE</b>				
LAP	LAP TIME	DIFF	MPH	TIME OF DAY
1 -	2:25.894	11.099	73.25	16:39:02.385
2 -	2:16.656 (3)	1.861	78.21	16:41:19.041
3 -	2:17.439	2.644	77.76	16:43:36.480
4 -	2:15.797 (2)	1.002	78.70	16:45:52.277
5 -	<b>2:14.795 (1)</b>		<b>79.29</b>	<b>16:48:07.072</b>

<b>P12 5 BIGGS / BIGGS</b>				
LAP	LAP TIME	DIFF	MPH	TIME OF DAY
1 -	2:33.692	19.749	69.54	16:39:10.183
2 -	2:16.353	2.410	78.38	16:41:26.536
3 -	2:14.221 (3)	0.278	79.63	16:43:40.757
4 -	<b>2:13.943 (1)</b>		<b>79.79</b>	<b>16:45:54.700</b>
5 -	2:13.976 (2)	0.033	79.77	16:48:08.676

<b>P13 8 ILARIA / SAUNDERS</b>				
LAP	LAP TIME	DIFF	MPH	TIME OF DAY
1 -	2:28.237	12.106	72.10	16:39:04.728
2 -	2:18.716	2.585	77.05	16:41:23.444
3 -	2:17.485 (3)	1.354	77.73	16:43:40.929
4 -	2:16.264 (2)	0.133	78.43	16:45:57.193
5 -	<b>2:16.131 (1)</b>		<b>78.51</b>	<b>16:48:13.324</b>

<b>P14 14 CHRISTIE / CHRISTIE</b>				
LAP	LAP TIME	DIFF	MPH	TIME OF DAY
1 -	2:25.098	8.440	73.66	16:39:01.589
2 -	<b>2:16.658 (1)</b>		<b>78.21</b>	<b>16:41:18.247</b>
3 -	2:19.713	3.055	76.50	16:43:37.960
4 -	2:18.709 (3)	2.051	77.05	16:45:56.669
5 -	2:16.746 (2)	0.088	78.16	16:48:13.415

Weather / Track : Cloudy / Dry

Snetterton 300  
Circuit Length = 2.9689 miles  
Start: 16:36 Flag 16:46 End: 16:49

# BMCRC-MRO Championships 2013 - Snetterton 300 Rnd 5

## RBK/BMCRC F1 & F2 Sidecars

### RACE 15 - LAP ANALYSIS

DIFF = Difference To Personal Best Lap

<b>P15 33 LUMLEY / WHITNALL</b>				
LAP	LAP TIME	DIFF	MPH	TIME OF DAY
1 -	2:25.732	7.908	73.34	16:39:02.223
2 -	2:19.691	1.867	76.51	16:41:21.914
3 -	2:18.671 (3)	0.847	77.07	16:43:40.585
4 -	2:18.306 (2)	0.482	77.27	16:45:58.891
5 -	<b>2:17.824 (1)</b>		<b>77.54</b>	<b>16:48:16.715</b>

DIFF = Difference To Personal Best Lap

<b>P16 13 RESTALL / NICHOLSON</b>				
LAP	LAP TIME	DIFF	MPH	TIME OF DAY
1 -	2:36.037	18.389	68.49	16:39:12.528
2 -	2:21.049	3.401	75.77	16:41:33.577
3 -	2:21.009 (3)	3.361	75.79	16:43:54.586
4 -	<b>2:17.648 (1)</b>		<b>77.64</b>	<b>16:46:12.234</b>
5 -	2:19.921 (2)	2.273	76.38	16:48:32.155

<b>P17 30 JAMES / JAMES</b>				
LAP	LAP TIME	DIFF	MPH	TIME OF DAY
1 -	2:34.348	13.706	69.24	16:39:10.839
2 -	2:21.721 (2)	1.079	75.41	16:41:32.560
3 -	<b>2:20.642 (1)</b>		<b>75.99</b>	<b>16:43:53.202</b>
4 -	2:37.583	16.941	67.82	16:46:30.785
5 -	2:23.616 (3)	2.974	74.42	16:48:54.401

<b>P18 65 WILLIAMS / GOODERHAM</b>				
LAP	LAP TIME	DIFF	MPH	TIME OF DAY
1 -	2:35.455	11.427	68.75	16:39:11.946
2 -	<b>2:24.028 (1)</b>		<b>74.20</b>	<b>16:41:35.974</b>
3 -	2:24.624 (2)	0.596	73.90	16:44:00.598
4 -	2:29.889 (3)	5.861	71.30	16:46:30.487
5 -	2:31.061	7.033	70.75	16:49:01.548

<b>P19 55 COLE / CONN</b>				
LAP	LAP TIME	DIFF	MPH	TIME OF DAY
1 -	2:46.842	20.186	64.06	16:39:23.333
2 -	<b>2:26.656 (1)</b>		<b>72.87</b>	<b>16:41:49.989</b>
3 -	2:27.419 (2)	0.763	72.50	16:44:17.408
4 -	2:29.037 (3)	2.381	71.71	16:46:46.445
5 -	2:33.123	6.467	69.80	16:49:19.568

<b>P20 19 MacBRIDE / BROWN</b>				
LAP	LAP TIME	DIFF	MPH	TIME OF DAY
1 -	3:31.779 (3)	9.149	50.46	16:40:08.270
2 -	3:25.130 (2)	2.500	52.10	16:43:33.400
3 -	<b>3:22.630 (1)</b>		<b>52.74</b>	<b>16:46:56.030</b>

<b>P21 88 LONGMORE / LONGMORE</b>				
LAP	LAP TIME	DIFF	MPH	TIME OF DAY
1 -	2:27.789	9.553	72.31	16:39:04.280
2 -	<b>2:18.236 (1)</b>		<b>77.31</b>	<b>16:41:22.516</b>
3 -	2:18.437 (2)	0.201	77.20	16:43:40.953
4 -	2:19.214 (3)	0.978	76.77	16:46:00.167

<b>P22 37 KNIGHT / FISHWICK</b>				
LAP	LAP TIME	DIFF	MPH	TIME OF DAY
1 -	2:18.007 (2)	6.767	77.44	16:38:54.498
2 -	<b>2:11.240 (1)</b>		<b>81.43</b>	<b>16:41:05.738</b>


Weather / Track : Cloudy / Dry

Snetterton 300  
Circuit Length = 2.9689 miles  
Start: 16:36 Flag 16:46 End: 16:49

### BMCRC-MRO Championships 2013 - Snetterton 300 Rnd 5

### RBK/BMCRC F1 & F2 Sidecars

### RACE 6 - GRID

ROW 12	24   45 PETTMAN / SNASHALL	23   4 LOCKEY / CAPEWELL
ROW 11	22   37 KNIGHT / FISHWICK	21   88 LONGMORE / LONGMORE
ROW 10	20   19 MacBRIDE / BROWN	19   55 COLE / CONN
ROW 9	18   65 WILLIAMS / GOODERHAM	17   30 JAMES / JAMES
ROW 8	16   13 RESTALL / NICHOLSON	15   33 LUMLEY / WHITNALL
ROW 7	14   14 CHRISTIE / CHRISTIE	13   8 ILARIA / SAUNDERS
ROW 6	12   5 BIGGS / BIGGS	11   11 NICHOLLS / MOORE
ROW 5	10   58 KIRK / McARDLE	9   111 CABLE / PAWSEY
ROW 4	8   25 MacLAURIN / HOPE	7   777 HAMILTON / FAIRHURST
ROW 3	6   195 SIRRELL / WAREHAM	5   46 BLEACKLEY / TWO
ROW 2	4   48 RYDER / HUGHES	3   1 GILBERT / PILMOOR-BRADY
ROW 1	2   16 BYGRAVE / BRIGGS	1   57 BROWN / ANDERSON
<b>Pole</b>		
		

Snetterton 300  
Circuit Length = 2.9689 miles

These results are provisional until the conclusion of any judicial and technical matters.

Clerk Of Course :	Timekeeper :
-------------------	--------------

Results can be found at [www.tsl-timing.com](http://www.tsl-timing.com)

Printed - 16:55 Saturday, 22 June 2013



## BMCRC-MRO Championships 2013 - Snetterton 300 Rnd 5

### RBK/BMCRC F1 & F2 Sidecars

### RACE 6 - CLASSIFICATION

POS	NO	CL	PIC NAME	ENTRY	LAPS	TIME	GAP	DIFF	MPH	BEST	ON
1	57	F1	1 BROWN / ANDERSON	Honda LCR -	5	10:54.795			81.61	<b>2:06.803</b>	4
2	1	F1	2 GILBERT / PILMOOR-BRADY	Yamaha LCR -	5	11:10.430	<b>15.635</b>	15.635	79.71	<b>2:11.539</b>	2
3	195	F1	3 SIRRELL / WAREHAM	Suzuki RSR - EDSB Fire & Security	5	11:54.813	<b>1:00.018</b>	44.383	74.76	<b>2:17.959</b>	4
<b>F1</b>	4	25	4 MacLAURIN / HOPE	Yamaha LCR -	5	11:58.855	<b>1:04.060</b>	4.042	74.34	<b>2:16.359</b>	5
5	48	F1	5 RYDER / HUGHES	Suzuki LCR - SRO	5	12:00.369	<b>1:05.574</b>	1.514	74.18	<b>2:18.387</b>	5
6	11	F2	1 NICHOLLS / MOORE	Kawasaki Lumley - Certain Exhibitions	5	12:01.048	<b>1:06.253</b>	0.679	74.11	<b>2:17.934</b>	5
7	14	F2	2 CHRISTIE / CHRISTIE	Honda - Ryedale Pools	5	12:03.028	<b>1:08.233</b>	1.980	73.91	<b>2:19.609</b>	5
8	4	F2	3 LOCKEY / CAPEWELL	Honda Ireson - Real Racing	5	12:04.686	<b>1:09.891</b>	1.658	73.74	<b>2:15.747</b>	5
9	46	F1	6 BLEACKLEY / TWO	Yamaha Windle - PD Racing	5	12:17.612	<b>1:22.817</b>	12.926	72.45	<b>2:20.341</b>	5
10	8	F2	4 ILARIA / SAUNDERS	Suzuki Windle - Powerhouse	5	12:23.274	<b>1:28.479</b>	5.662	71.89	<b>2:22.865</b>	5
11	5	F1	7 BIGGS / BIGGS	Yamaha LCR -	5	12:28.049	<b>1:33.254</b>	4.775	71.43	<b>2:22.072</b>	4
12	37	F1	8 KNIGHT / FISHWICK	Suzuki RSR - EDSB	5	12:37.916	<b>1:43.121</b>	9.867	70.50	<b>2:21.095</b>	5
13	33	F2	5 LUMLEY / WHITNALL	Kawasaki Lumley - Lumley Eng	5	12:51.414	<b>1:56.619</b>	13.498	69.27	<b>2:30.555</b>	3
14	30	F1	9 JAMES / JAMES	Suzuki LCR -	5	12:52.987	<b>1:58.192</b>	1.573	69.13	<b>2:28.930</b>	3
<b>F2</b>	15	65	6 WILLIAMS / GOODERHAM	Yamaha Baker -	5	12:53.674	<b>1:58.879</b>	0.687	69.07	<b>2:29.037</b>	3
16	45	F2	7 PETTMAN / SNASHALL	Yamaha Windle -	5	13:34.327	<b>2:39.532</b>	40.653	65.62	<b>2:38.845</b>	2
17	19	F1	10 MacBRIDE / BROWN	Suzuki LCR -	4	13:29.437	<b>1 Lap</b>	1 Lap	52.81	<b>3:14.794</b>	3

#### NOT CLASSIFIED

DNF	62	F1	HEGARTY / HEGARTY	Honda LCR -	3	7:12.575	<b>2 Laps</b>	1 Lap	74.12	<b>2:14.145</b>	3
DNF	31	F1	MUNRO / JEFFREY	Suzuki Windle -	2	5:22.611	<b>3 Laps</b>	1 Lap	66.25	<b>2:34.722</b>	2
DNF	55	F2	COLE / CONN	Honda MR Equipe -	2	5:30.568	<b>3 Laps</b>	7.957	64.66	<b>2:38.341</b>	2
DNF	16	F1	BYGRAVE / BRIGGS	Suzuki LCR -	1	2:20.993	<b>4 Laps</b>	1 Lap	75.80	<b>2:20.993</b>	1
DNF	777	F1	HAMILTON / FAIRHURST	Suzuki LCR -	0						
DNF	58	F1	KIRK / McARDLE	Suzuki LCR -	0						
DNF	88	F2	LONGMORE / LONGMORE	Honda DMR -	0						
DNF	13	F1	RESTALL / NICHOLSON	Yamaha RCN -	0						

#### FASTEST LAP

57	F1	BROWN / ANDERSON	Honda LCR -	4	2:06.803	84.28 mph	135.64 kph
4	F2	LOCKEY / CAPEWELL	Honda Ireson - Real Racing	5	2:15.747	78.73 mph	126.71 kph

Weather / Track : Cloudy / Drying

These results are provisional until the conclusion of any judicial and technical matters.

Snetterton 300

Circuit Length = 2.9689 miles

Start: 12:24 Flag 12:35 End: 12:37

Clerk Of Course :

Timekeeper :

Results can be found at [www.tsl-timing.com](http://www.tsl-timing.com)

Printed - 12:38 Sunday, 23 June 2013



# BMCR-C MRO Championships 2013 - Snetterton 300 Rnd 5

## RBK/BMCR F1 & F2 Sidecars

### RACE 6 - LAP CHART

LAP 1		
NO	BEHIND	LAP TIME

37 1:13.424 2:25.284  
30 1:15.400 2:28.930  
45 1:35.326 2:43.025

57		2:17.998
1	1.465	2:19.463
16	2.995	2:20.993
195	14.267	2:32.265
25	14.796	2:32.794
48	15.054	2:33.052
11	16.175	2:34.173
14	16.502	2:34.500
46	20.867	2:38.865
62	22.466	2:40.464
33	23.388	2:41.386
4	23.696	2:41.694
8	24.711	2:42.709
5	24.808	2:42.806
30	29.528	2:47.526
31	29.891	2:47.889
65	30.662	2:48.660
45	33.802	2:51.800
55	34.229	2:52.227
37	36.949	2:54.947
19	1:12.995	3:30.993

LAP 4		
NO	BEHIND	LAP TIME

57 2:06.803  
1 9.906 2:12.068  
195 50.602 2:17.959  
48 56.835 2:22.151  
25 57.349 2:22.049  
11 57.967 2:22.165  
14 58.272 2:21.806  
4 1:03.792 2:19.620  
46 1:12.124 2:22.037  
5 1:15.034 2:22.072  
8 1:15.262 2:24.328  
19 1 Lap 3:14.794  
37 1:31.674 2:25.053  
33 1:31.786 2:32.488  
65 1:37.744 2:31.404  
30 1:38.439 2:29.842  
45 2:08.887 2:40.364

LAP 2		
NO	BEHIND	LAP TIME

57		2:08.197
1	4.807	2:11.539
195	30.948	2:24.878
48	31.316	2:24.459
11	32.134	2:24.156
62	32.235	2:17.966
25	32.305	2:25.706
14	32.675	2:24.370
4	43.090	2:27.591
46	44.068	2:31.398
5	44.111	2:27.500
8	46.215	2:29.701
33	47.695	2:32.504
65	56.255	2:33.790
31	56.416	2:34.722
30	58.619	2:37.288
37	1:00.289	2:31.537
55	1:04.373	2:38.341
45	1:04.450	2:38.845

LAP 5		
NO	BEHIND	LAP TIME

57 2:09.648  
1 15.635 2:15.377  
195 1:00.018 2:19.064  
25 1:04.060 2:16.359  
48 1:05.574 2:18.387  
11 1:06.253 2:17.934  
14 1:08.233 2:19.609  
4 1:09.891 2:15.747  
46 1:22.817 2:20.341  
8 1:28.479 2:22.865  
5 1:33.254 2:27.868  
37 1:43.121 2:21.095  
33 1:56.619 2:34.481  
30 1:58.192 2:29.401  
65 1:58.879 2:30.783  
19 1 Lap 3:23.800  
45 2:39.532 2:40.293

LAP 3		
NO	BEHIND	LAP TIME

57		2:12.149
1	4.641	2:11.983
19	1 Lap	3:19.850
62	34.231	2:14.145
195	39.446	2:20.647
48	41.487	2:22.320
25	42.103	2:21.947
11	42.605	2:22.620
14	43.269	2:22.743
4	50.975	2:20.034
46	56.890	2:24.971
8	57.737	2:23.671
5	59.765	2:27.803
33	1:06.101	2:30.555
65	1:13.143	2:29.037

Weather / Track : Cloudy / Drying

Results can be found at [www.tsl-timing.com](http://www.tsl-timing.com)

Snetterton 300  
Circuit Length = 2.9689 miles  
Start: 12:24 Flag 12:35 End: 12:37

Printed - 12:42 Sunday, 23 June 2013

# BMCRC-MRO Championships 2013 - Snetterton 300 Rnd 5

## RBK/BMCRC F1 & F2 Sidecars

### RACE 6 - LAP ANALYSIS

DIFF = Difference To Personal Best Lap

P1 57 BROWN / ANDERSON				
LAP	LAP TIME	DIFF	MPH	TIME OF DAY
1 -	2:17.998	11.195	77.45	12:26:31.353
2 -	2:08.197 (2)	1.394	83.37	12:28:39.550
3 -	2:12.149	5.346	80.87	12:30:51.699
4 -	<b>2:06.803 (1)</b>		<b>84.28</b>	<b>12:32:58.502</b>
5 -	2:09.648 (3)	2.845	82.43	12:35:08.150

P2 1 GILBERT / PILMOOR-BRADY				
LAP	LAP TIME	DIFF	MPH	TIME OF DAY
1 -	2:19.463	7.924	76.63	12:26:32.818
2 -	<b>2:11.539 (1)</b>		<b>81.25</b>	<b>12:28:44.357</b>
3 -	2:11.983 (2)	0.444	80.98	12:30:56.340
4 -	2:12.068 (3)	0.529	80.92	12:33:08.408
5 -	2:15.377	3.838	78.95	12:35:23.785

P3 195 SIRRELL / WAREHAM				
LAP	LAP TIME	DIFF	MPH	TIME OF DAY
1 -	2:32.265	14.306	70.19	12:26:45.620
2 -	2:24.878	6.919	73.77	12:29:10.498
3 -	2:20.647 (3)	2.688	75.99	12:31:31.145
4 -	<b>2:17.959 (1)</b>		<b>77.47</b>	<b>12:33:49.104</b>
5 -	2:19.064 (2)	1.105	76.85	12:36:08.168

P4 25 MacLAURIN / HOPE				
LAP	LAP TIME	DIFF	MPH	TIME OF DAY
1 -	2:32.794	16.435	69.95	12:26:46.149
2 -	2:25.706	9.347	73.35	12:29:11.855
3 -	2:21.947 (2)	5.588	75.29	12:31:33.802
4 -	2:22.049 (3)	5.690	75.24	12:33:55.851
5 -	<b>2:16.359 (1)</b>		<b>78.38</b>	<b>12:36:12.210</b>

P5 48 RYDER / HUGHES				
LAP	LAP TIME	DIFF	MPH	TIME OF DAY
1 -	2:33.052	14.665	69.83	12:26:46.407
2 -	2:24.459	6.072	73.98	12:29:10.866
3 -	2:22.320 (3)	3.933	75.09	12:31:33.186
4 -	2:22.151 (2)	3.764	75.18	12:33:55.337
5 -	<b>2:18.387 (1)</b>		<b>77.23</b>	<b>12:36:13.724</b>

P6 11 NICHOLLS / MOORE				
LAP	LAP TIME	DIFF	MPH	TIME OF DAY
1 -	2:34.173	16.239	69.32	12:26:47.528
2 -	2:24.156	6.222	74.14	12:29:11.684
3 -	2:22.620 (3)	4.686	74.94	12:31:34.304
4 -	2:22.165 (2)	4.231	75.18	12:33:56.469
5 -	<b>2:17.934 (1)</b>		<b>77.48</b>	<b>12:36:14.403</b>

P7 14 CHRISTIE / CHRISTIE				
LAP	LAP TIME	DIFF	MPH	TIME OF DAY
1 -	2:34.500	14.891	69.17	12:26:47.855
2 -	2:24.370	4.761	74.03	12:29:12.225
3 -	2:22.743 (3)	3.134	74.87	12:31:34.968
4 -	2:21.806 (2)	2.197	75.37	12:33:56.774
5 -	<b>2:19.609 (1)</b>		<b>76.55</b>	<b>12:36:16.383</b>

DIFF = Difference To Personal Best Lap

P8 4 LOCKEY / CAPEWELL				
LAP	LAP TIME	DIFF	MPH	TIME OF DAY
1 -	2:41.694	25.947	66.10	12:26:55.049
2 -	2:27.591	11.844	72.41	12:29:22.640
3 -	2:20.034 (3)	4.287	76.32	12:31:42.674
4 -	2:19.620 (2)	3.873	76.55	12:34:02.294
5 -	<b>2:15.747 (1)</b>		<b>78.73</b>	<b>12:36:18.041</b>

P9 46 BLEACKLEY / TWO				
LAP	LAP TIME	DIFF	MPH	TIME OF DAY
1 -	2:38.865	18.524	67.27	12:26:52.220
2 -	2:31.398	11.057	70.59	12:29:23.618
3 -	2:24.971 (3)	4.630	73.72	12:31:48.589
4 -	2:22.037 (2)	1.696	75.24	12:34:10.626
5 -	<b>2:20.341 (1)</b>		<b>76.15</b>	<b>12:36:30.967</b>

P10 8 ILARIA / SAUNDERS				
LAP	LAP TIME	DIFF	MPH	TIME OF DAY
1 -	2:42.709	19.844	65.68	12:26:56.064
2 -	2:29.701	6.836	71.39	12:29:25.765
3 -	2:23.671 (2)	0.806	74.39	12:31:49.436
4 -	2:24.328 (3)	1.463	74.05	12:34:13.764
5 -	<b>2:22.865 (1)</b>		<b>74.81</b>	<b>12:36:36.629</b>

P11 5 BIGGS / BIGGS				
LAP	LAP TIME	DIFF	MPH	TIME OF DAY
1 -	2:42.806	20.734	65.64	12:26:56.161
2 -	2:27.500 (2)	5.428	72.46	12:29:23.661
3 -	2:27.803 (3)	5.731	72.31	12:31:51.464
4 -	<b>2:22.072 (1)</b>		<b>75.23</b>	<b>12:34:13.536</b>
5 -	2:27.868	5.796	72.28	12:36:41.404

P12 37 KNIGHT / FISHWICK				
LAP	LAP TIME	DIFF	MPH	TIME OF DAY
1 -	2:54.947	33.852	61.09	12:27:08.302
2 -	2:31.537	10.442	70.53	12:29:39.839
3 -	2:25.284 (3)	4.189	73.56	12:32:05.123
4 -	2:25.053 (2)	3.958	73.68	12:34:30.176
5 -	<b>2:21.095 (1)</b>		<b>75.75</b>	<b>12:36:51.271</b>

P13 33 LUMLEY / WHITNALL				
LAP	LAP TIME	DIFF	MPH	TIME OF DAY
1 -	2:41.386	10.831	66.22	12:26:54.741
2 -	2:32.504 (3)	1.949	70.08	12:29:27.245
3 -	<b>2:30.555 (1)</b>		<b>70.99</b>	<b>12:31:57.800</b>
4 -	2:32.488 (2)	1.933	70.09	12:34:30.288
5 -	2:34.481	3.926	69.18	12:37:04.769

P14 30 JAMES / JAMES				
LAP	LAP TIME	DIFF	MPH	TIME OF DAY
1 -	2:47.526	18.596	63.79	12:27:00.881
2 -	2:37.288	8.358	67.95	12:29:38.169
3 -	<b>2:28.930 (1)</b>		<b>71.76</b>	<b>12:32:07.099</b>
4 -	2:29.842 (3)	0.912	71.32	12:34:36.941
5 -	2:29.401 (2)	0.471	71.53	12:37:06.342

Weather / Track : Cloudy / Drying

Snetterton 300  
Circuit Length = 2.9689 miles  
Start: 12:24 Flag 12:35 End: 12:37

# BMCRC-MRO Championships 2013 - Snetterton 300 Rnd 5

## RBK/BMCRC F1 & F2 Sidecars

### RACE 6 - LAP ANALYSIS

DIFF = Difference To Personal Best Lap

<b>P15 65 WILLIAMS / GOODERHAM</b>				
LAP	LAP TIME	DIFF	MPH	TIME OF DAY
1 -	2:48.660	19.623	63.37	12:27:02.015
2 -	2:33.790	4.753	69.49	12:29:35.805
<b>3 -</b>	<b>2:29.037 (1)</b>		<b>71.71</b>	<b>12:32:04.842</b>
4 -	2:31.404 (3)	2.367	70.59	12:34:36.246
5 -	2:30.783 (2)	1.746	70.88	12:37:07.029

<b>P16 45 PETTMAN / SNASHALL</b>				
LAP	LAP TIME	DIFF	MPH	TIME OF DAY
1 -	2:51.800	12.955	62.21	12:27:05.155
<b>2 -</b>	<b>2:38.845 (1)</b>		<b>67.28</b>	<b>12:29:44.000</b>
3 -	2:43.025	4.180	65.56	12:32:27.025
4 -	2:40.364 (3)	1.519	66.64	12:35:07.389
5 -	2:40.293 (2)	1.448	66.67	12:37:47.682

<b>P17 19 MacBRIDE / BROWN</b>				
LAP	LAP TIME	DIFF	MPH	TIME OF DAY
1 -	3:30.993	16.199	50.65	12:27:44.348
2 -	3:19.850 (2)	5.056	53.48	12:31:04.198
<b>3 -</b>	<b>3:14.794 (1)</b>		<b>54.86</b>	<b>12:34:18.992</b>
4 -	3:23.800 (3)	9.006	52.44	12:37:42.792

<b>P18 62 HEGARTY / HEGARTY</b>				
LAP	LAP TIME	DIFF	MPH	TIME OF DAY
1 -	2:40.464 (3)	26.319	66.60	12:26:53.819
2 -	2:17.966 (2)	3.821	77.46	12:29:11.785
<b>3 -</b>	<b>2:14.145 (1)</b>		<b>79.67</b>	<b>12:31:25.930</b>

<b>P19 31 MUNRO / JEFFREY</b>				
LAP	LAP TIME	DIFF	MPH	TIME OF DAY
1 -	2:47.889 (2)	13.167	63.66	12:27:01.244
<b>2 -</b>	<b>2:34.722 (1)</b>		<b>69.07</b>	<b>12:29:35.966</b>

<b>P20 55 COLE / CONN</b>				
LAP	LAP TIME	DIFF	MPH	TIME OF DAY
1 -	2:52.227 (2)	13.886	62.05	12:27:05.582
<b>2 -</b>	<b>2:38.341 (1)</b>		<b>67.50</b>	<b>12:29:43.923</b>


<b>P21 16 BYGRAVE / BRIGGS</b>				
LAP	LAP TIME	DIFF	MPH	TIME OF DAY
<b>1 -</b>	<b>2:20.993 (1)</b>		<b>75.80</b>	<b>12:26:34.348</b>



### BMCRC-MRO Championships 2013 - Snetterton 300 Rnd 5

### RBK/BMCRC F1 & F2 Sidecars

### RACE 17 - GRID

ROW 13			25	13 RESTALL / NICHOLSON	
ROW 12	24	88 LONGMORE / LONGMORE	23	58 KIRK / McARDLE	
ROW 11		22	777 HAMILTON / FAIRHURST	21	16 BYGRAVE / BRIGGS
ROW 10	20	55 COLE / CONN	19	31 MUNRO / JEFFREY	
ROW 9		18	62 HEGARTY / HEGARTY	17	19 MacBRIDE / BROWN
ROW 8	16	45 PETTMAN / SNASHALL	15	65 WILLIAMS / GOODERHAM	
ROW 7		14	30 JAMES / JAMES	13	33 LUMLEY / WHITNALL
ROW 6	12	37 KNIGHT / FISHWICK	11	5 BIGGS / BIGGS	
ROW 5		10	8 ILARIA / SAUNDERS	9	46 BLEACKLEY / TWO
ROW 4	8	4 LOCKEY / CAPEWELL	7	14 CHRISTIE / CHRISTIE	
ROW 3		6	11 NICHOLLS / MOORE	5	48 RYDER / HUGHES
ROW 2	4	25 MacLAURIN / HOPE	3	195 SIRRELL / WAREHAM	
ROW 1		2	1 GILBERT / PILMOOR-BRADY	1	57 BROWN / ANDERSON
<b>Pole</b>					
					

Snetterton 300  
Circuit Length = 2.9689 miles

These results are provisional until the conclusion of any judicial and technical matters.

Clerk Of Course :		Timekeeper :
-------------------	--	--------------

Results can be found at [www.tsl-timing.com](http://www.tsl-timing.com)

Printed - 12:43 Sunday, 23 June 2013



### BMCRC-MRO Championships 2013 - Snetterton 300 Rnd 5

#### RBK/BMCRC F1 & F2 Sidecars

#### RACE 17 - CLASSIFICATION

POS	NO	CL	PIC NAME	ENTRY	LAPS	TIME	GAP	DIFF	MPH	BEST	ON
1	1	F1	1 GILBERT / PILMOOR-BRADY	Yamaha LCR -	5	10:35.105			84.14	<b>2:06.010</b>	2
2	16	F1	2 BYGRAVE / BRIGGS	Suzuki LCR -	5	10:39.613	<b>4.508</b>	4.508	83.55	<b>2:04.543</b>	4
3	57	F1	3 BROWN / ANDERSON	Honda LCR -	5	10:49.017	<b>13.912</b>	9.404	82.34	<b>2:04.172</b>	4
4	37	F1	4 KNIGHT / FISHWICK	Suzuki RSR - EDSB	5	10:49.421	<b>14.316</b>	0.404	82.28	<b>2:07.871</b>	5
5	48	F1	5 RYDER / HUGHES	Suzuki LCR - SRO	5	10:52.547	<b>17.442</b>	3.126	81.89	<b>2:08.538</b>	5
6	195	F1	6 SIRRELL / WAREHAM	Suzuki RSR - EDSB Fire & Security	5	10:52.735	<b>17.630</b>	0.188	81.87	<b>2:09.198</b>	4
7	46	F1	7 BLEACKLEY / TWO	Yamaha Windle - PD Racing	5	10:59.555	<b>24.450</b>	6.820	81.02	<b>2:08.203</b>	4
8	25 *	F1	8 MacLAURIN / HOPE	Yamaha LCR -	5	11:04.761	<b>29.656</b>	5.206	80.39	<b>2:06.348</b>	5
9	4	F2	1 LOCKEY / CAPEWELL	Honda Ireson - Real Racing	5	11:05.604	<b>30.499</b>	0.843	80.28	<b>2:10.696</b>	5
10	5	F1	9 BIGGS / BIGGS	Yamaha LCR -	5	11:12.733	<b>37.628</b>	7.129	79.43	<b>2:10.569</b>	4
11	11	F2	2 NICHOLLS / MOORE	Kawasaki Lumley - Certain Exhibitions	5	11:16.242	<b>41.137</b>	3.509	79.02	<b>2:12.776</b>	4
12	8	F2	3 ILARIA / SAUNDERS	Suzuki Windle - Powerhouse	5	11:23.872	<b>48.767</b>	7.630	78.14	<b>2:14.484</b>	3
13	14	F2	4 CHRISTIE / CHRISTIE	Honda - Ryedale Pools	5	11:24.185	<b>49.080</b>	0.313	78.10	<b>2:14.313</b>	2
<b>F1</b>	14	58	10 KIRK / McARDLE	Suzuki LCR -	5	11:31.784	<b>56.679</b>	7.599	77.25	<b>2:15.570</b>	4
15	13	F1	11 RESTALL / NICHOLSON	Yamaha RCN -	5	11:51.459	<b>1:16.354</b>	19.675	75.11	<b>2:18.360</b>	5
16	33	F2	5 LUMLEY / WHITNALL	Kawasaki Lumley - Lumley Eng	5	11:52.882	<b>1:17.777</b>	1.423	74.96	<b>2:19.079</b>	3
17	30	F1	12 JAMES / JAMES	Suzuki LCR -	5	12:03.332	<b>1:28.227</b>	10.450	73.88	<b>2:22.062</b>	5
18	777	F1	13 HAMILTON / FAIRHURST	Suzuki LCR -	5	12:07.435	<b>1:32.330</b>	4.103	73.46	<b>2:16.018</b>	2
<b>F2</b>	19	65	6 WILLIAMS / GOODERHAM	Yamaha Baker -	5	12:11.998	<b>1:36.893</b>	4.563	73.00	<b>2:22.139</b>	5
20	45	F2	7 PETTMAN / SNASHALL	Yamaha Windle -	5	12:12.287	<b>1:37.182</b>	0.289	72.97	<b>2:22.609</b>	5
21	19	F1	14 MacBRIDE / BROWN	Suzuki LCR -	4	13:44.257	<b>1 Lap</b>	1 Lap	51.86	<b>3:21.807</b>	2

#### FASTEST LAP

57	F1	BROWN / ANDERSON	Honda LCR -	4	2:04.172	86.07 mph	138.52 kph
4	F2	LOCKEY / CAPEWELL	Honda Ireson - Real Racing	5	2:10.696	81.77 mph	131.60 kph

\* Sidecar 25 - 10 second jump start penalty

Weather / Track : Cloudy / Dry

These results are provisional until the conclusion of any judicial and technical matters.

Snetterton 300

Circuit Length = 2.9689 miles

Start: 16:23 Flag 16:33 End: 16:37

Clerk Of Course :		Timekeeper :
-------------------	--	--------------

Results can be found at [www.tsl-timing.com](http://www.tsl-timing.com)

Printed - 16:37 Sunday, 23 June 2013



# BMCRC-MRO Championships 2013 - Snetterton 300 Rnd 5

## RBK/BMCRC F1 & F2 Sidecars

### RACE 17 - LAP CHART

LAP 1		
NO	BEHIND	LAP TIME

57		2:08.248
1	0.740	2:08.988
195	5.167	2:13.415
48	6.101	2:14.349
37	8.551	2:16.799
16	9.490	2:17.738
25	10.440	2:18.688
4	12.383	2:20.631
11	12.731	2:20.979
46	13.590	2:21.838
14	14.801	2:23.049
8	15.866	2:24.114
5	18.094	2:26.342
58	19.171	2:27.419
30	21.872	2:30.120
13	23.033	2:31.281
33	25.355	2:33.603
65	26.059	2:34.307
45	28.521	2:36.769
777	31.261	2:39.509
19	1:19.083	3:27.331

LAP 2		
NO	BEHIND	LAP TIME

1		2:06.010
195	8.871	2:10.454
48	10.313	2:10.962
16	10.395	2:07.655
37	10.545	2:08.744
25	14.340	2:10.650
4	16.739	2:11.106
57	17.885	2:24.635
46	17.965	2:11.125
11	19.332	2:13.351
14	22.364	2:14.313
5	24.209	2:12.865
8	25.161	2:16.045
58	29.141	2:16.720
33	38.841	2:20.236
30	38.970	2:23.848
13	39.307	2:23.024
777	40.529	2:16.018
65	43.369	2:24.060
45	46.340	2:24.569

LAP 3		
NO	BEHIND	LAP TIME

1		2:06.223
16	9.053	2:04.881
37	12.422	2:08.100
195	12.837	2:10.189
48	14.122	2:10.032
57	18.923	2:07.261
25	19.223	2:11.106
46	21.827	2:10.085
4	22.071	2:11.555
11	27.121	2:14.012
19	1 Lap	3:21.807
5	29.552	2:11.566
14	31.244	2:15.103
8	33.422	2:14.484

58	38.789	2:15.871
33	51.697	2:19.079
13	52.454	2:19.370
777	54.722	2:20.416
30	55.734	2:22.987
65	1:05.027	2:27.881
45	1:05.677	2:25.560

LAP 4		
NO	BEHIND	LAP TIME

1		2:06.274
16	7.322	2:04.543
37	14.055	2:07.907
195	15.761	2:09.198
48	16.514	2:08.666
57	16.821	2:04.172
25	20.918	2:07.969
46	23.756	2:08.203
4	27.413	2:11.616
11	33.623	2:12.776
5	33.847	2:10.569
14	41.313	2:16.343
8	41.702	2:14.554
58	48.085	2:15.570
13	1:05.604	2:19.424
33	1:05.994	2:20.571
777	1:10.011	2:21.563
30	1:13.775	2:24.315
45	1:22.183	2:22.780
65	1:22.364	2:23.611
19	1 Lap	3:25.765

LAP 5		
NO	BEHIND	LAP TIME

1		2:07.610
16	4.508	2:04.796
57	13.912	2:04.701
37	14.316	2:07.871
48	17.442	2:08.538
195	17.630	2:09.479
25	19.656	2:06.348
46	24.450	2:08.304
4	30.499	2:10.696
5	37.628	2:11.391
11	41.137	2:15.124
8	48.767	2:14.675
14	49.080	2:15.377
58	56.679	2:16.204
13	1:16.354	2:18.360
33	1:17.777	2:19.393
30	1:28.227	2:22.062
777	1:32.330	2:29.929
65	1:36.893	2:22.139
45	1:37.182	2:22.609
19	1 Lap	3:29.354

Weather / Track : Cloudy / Dry

Results can be found at [www.tsl-timing.com](http://www.tsl-timing.com)

Snetterton 300  
Circuit Length = 2.9689 miles  
Start: 16:23 Flag 16:33 End: 16:37

Printed - 16:43 Sunday, 23 June 2013

# BMCRC-MRO Championships 2013 - Snetterton 300 Rnd 5

## RBK/BMCRC F1 & F2 Sidecars

### RACE 17 - LAP ANALYSIS

DIFF = Difference To Personal Best Lap

P1 1 GILBERT / PILMOOR-BRADY				
LAP	LAP TIME	DIFF	MPH	TIME OF DAY
1 -	2:08.988	2.978	82.86	16:25:29.079
2 -	<b>2:06.010 (1)</b>		<b>84.81</b>	<b>16:27:35.089</b>
3 -	2:06.223 (2)	0.213	84.67	16:29:41.312
4 -	2:06.274 (3)	0.264	84.64	16:31:47.586
5 -	2:07.610	1.600	83.75	16:33:55.196

P2 16 BYGRAVE / BRIGGS				
LAP	LAP TIME	DIFF	MPH	TIME OF DAY
1 -	2:17.738	13.195	77.59	16:25:37.829
2 -	2:07.655	3.112	83.72	16:27:45.484
3 -	2:04.881 (3)	0.338	85.58	16:29:50.365
4 -	<b>2:04.543 (1)</b>		<b>85.81</b>	<b>16:31:54.908</b>
5 -	2:04.796 (2)	0.253	85.64	16:33:59.704

P3 57 BROWN / ANDERSON				
LAP	LAP TIME	DIFF	MPH	TIME OF DAY
1 -	2:08.248	4.076	83.33	16:25:28.339
2 -	2:24.635	20.463	73.89	16:27:52.974
3 -	2:07.261 (3)	3.089	83.98	16:30:00.235
4 -	<b>2:04.172 (1)</b>		<b>86.07</b>	<b>16:32:04.407</b>
5 -	2:04.701 (2)	0.529	85.70	16:34:09.108

P4 37 KNIGHT / FISHWICK				
LAP	LAP TIME	DIFF	MPH	TIME OF DAY
1 -	2:16.799	8.928	78.12	16:25:36.890
2 -	2:08.744	0.873	83.01	16:27:45.634
3 -	2:08.100 (3)	0.229	83.43	16:29:53.734
4 -	2:07.907 (2)	0.036	83.56	16:32:01.641
5 -	<b>2:07.871 (1)</b>		<b>83.58</b>	<b>16:34:09.512</b>

P5 48 RYDER / HUGHES				
LAP	LAP TIME	DIFF	MPH	TIME OF DAY
1 -	2:14.349	5.811	79.55	16:25:34.440
2 -	2:10.962	2.424	81.61	16:27:45.402
3 -	2:10.032 (3)	1.494	82.19	16:29:55.434
4 -	2:08.666 (2)	0.128	83.06	16:32:04.100
5 -	<b>2:08.538 (1)</b>		<b>83.15</b>	<b>16:34:12.638</b>

P6 195 SIRRELL / WAREHAM				
LAP	LAP TIME	DIFF	MPH	TIME OF DAY
1 -	2:13.415	4.217	80.11	16:25:33.506
2 -	2:10.454	1.256	81.92	16:27:43.960
3 -	2:10.189 (3)	0.991	82.09	16:29:54.149
4 -	<b>2:09.198 (1)</b>		<b>82.72</b>	<b>16:32:03.347</b>
5 -	2:09.479 (2)	0.281	82.54	16:34:12.826

P7 46 BLEACKLEY / TWO				
LAP	LAP TIME	DIFF	MPH	TIME OF DAY
1 -	2:21.838	13.635	75.35	16:25:41.929
2 -	2:11.125	2.922	81.51	16:27:53.054
3 -	2:10.085 (3)	1.882	82.16	16:30:03.139
4 -	<b>2:08.203 (1)</b>		<b>83.36</b>	<b>16:32:11.342</b>
5 -	2:08.304 (2)	0.101	83.30	16:34:19.646

DIFF = Difference To Personal Best Lap

P8 25 MacLAURIN / HOPE				
LAP	LAP TIME	DIFF	MPH	TIME OF DAY
1 -	2:18.688	12.340	77.06	16:25:38.779
2 -	2:10.650 (3)	4.302	81.80	16:27:49.429
3 -	2:11.106	4.758	81.52	16:30:00.535
4 -	2:07.969 (2)	1.621	83.52	16:32:08.504
5 -	<b>2:06.348 (1)</b>		<b>84.59</b>	<b>16:34:14.852</b>

P9 4 LOCKEY / CAPEWELL				
LAP	LAP TIME	DIFF	MPH	TIME OF DAY
1 -	2:20.631	9.935	76.00	16:25:40.722
2 -	2:11.106 (2)	0.410	81.52	16:27:51.828
3 -	2:11.555 (3)	0.859	81.24	16:30:03.383
4 -	2:11.616	0.920	81.20	16:32:14.999
5 -	<b>2:10.696 (1)</b>		<b>81.77</b>	<b>16:34:25.695</b>

P10 5 BIGGS / BIGGS				
LAP	LAP TIME	DIFF	MPH	TIME OF DAY
1 -	2:26.342	15.773	73.03	16:25:46.433
2 -	2:12.865	2.296	80.44	16:27:59.298
3 -	2:11.566 (3)	0.997	81.23	16:30:10.864
4 -	<b>2:10.569 (1)</b>		<b>81.85</b>	<b>16:32:21.433</b>
5 -	2:11.391 (2)	0.822	81.34	16:34:32.824

P11 11 NICHOLLS / MOORE				
LAP	LAP TIME	DIFF	MPH	TIME OF DAY
1 -	2:20.979	8.203	75.81	16:25:41.070
2 -	2:13.351 (2)	0.575	80.14	16:27:54.421
3 -	2:14.012 (3)	1.236	79.75	16:30:08.433
4 -	<b>2:12.776 (1)</b>		<b>80.49</b>	<b>16:32:21.209</b>
5 -	2:15.124	2.348	79.09	16:34:36.333

P12 8 ILARIA / SAUNDERS				
LAP	LAP TIME	DIFF	MPH	TIME OF DAY
1 -	2:24.114	9.630	74.16	16:25:44.205
2 -	2:16.045	1.561	78.56	16:28:00.250
3 -	<b>2:14.484 (1)</b>		<b>79.47</b>	<b>16:30:14.734</b>
4 -	2:14.554 (2)	0.070	79.43	16:32:29.288
5 -	2:14.675 (3)	0.191	79.36	16:34:43.963

P13 14 CHRISTIE / CHRISTIE				
LAP	LAP TIME	DIFF	MPH	TIME OF DAY
1 -	2:23.049	8.736	74.71	16:25:43.140
2 -	<b>2:14.313 (1)</b>		<b>79.57</b>	<b>16:27:57.453</b>
3 -	2:15.103 (2)	0.790	79.11	16:30:12.556
4 -	2:16.343	2.030	78.39	16:32:28.899
5 -	2:15.377 (3)	1.064	78.95	16:34:44.276

P14 58 KIRK / McARDLE				
LAP	LAP TIME	DIFF	MPH	TIME OF DAY
1 -	2:27.419	11.849	72.50	16:25:47.510
2 -	2:16.720	1.150	78.17	16:28:04.230
3 -	2:15.871 (2)	0.301	78.66	16:30:20.101
4 -	<b>2:15.570 (1)</b>		<b>78.83</b>	<b>16:32:35.671</b>
5 -	2:16.204 (3)	0.634	78.47	16:34:51.875

Weather / Track : Cloudy / Dry

Snetterton 300  
Circuit Length = 2.9689 miles  
Start: 16:23 Flag 16:33 End: 16:37

# BMCRC-MRO Championships 2013 - Snetterton 300 Rnd 5

## RBK/BMCRC F1 & F2 Sidecars

### RACE 17 - LAP ANALYSIS

DIFF = Difference To Personal Best Lap

<b>P15 13 RESTALL / NICHOLSON</b>				
LAP	LAP TIME	DIFF	MPH	TIME OF DAY
1 -	2:31.281	12.921	70.65	16:25:51.372
2 -	2:23.024	4.664	74.72	16:28:14.396
3 -	2:19.370 (2)	1.010	76.68	16:30:33.766
4 -	2:19.424 (3)	1.064	76.65	16:32:53.190
5 -	<b>2:18.360 (1)</b>		<b>77.24</b>	<b>16:35:11.550</b>

<b>P16 33 LUMLEY / WHITNALL</b>				
LAP	LAP TIME	DIFF	MPH	TIME OF DAY
1 -	2:33.603	14.524	69.58	16:25:53.694
2 -	2:20.236 (3)	1.157	76.21	16:28:13.930
3 -	<b>2:19.079 (1)</b>		<b>76.84</b>	<b>16:30:33.009</b>
4 -	2:20.571	1.492	76.03	16:32:53.580
5 -	2:19.393 (2)	0.314	76.67	16:35:12.973

<b>P17 30 JAMES / JAMES</b>				
LAP	LAP TIME	DIFF	MPH	TIME OF DAY
1 -	2:30.120	8.058	71.19	16:25:50.211
2 -	2:23.848 (3)	1.786	74.30	16:28:14.059
3 -	2:22.987 (2)	0.925	74.74	16:30:37.046
4 -	2:24.315	2.253	74.06	16:33:01.361
5 -	<b>2:22.062 (1)</b>		<b>75.23</b>	<b>16:35:23.423</b>

<b>P18 777 HAMILTON / FAIRHURST</b>				
LAP	LAP TIME	DIFF	MPH	TIME OF DAY
1 -	2:39.509	23.491	67.00	16:25:59.600
2 -	<b>2:16.018 (1)</b>		<b>78.57</b>	<b>16:28:15.618</b>
3 -	2:20.416 (2)	4.398	76.11	16:30:36.034
4 -	2:21.563 (3)	5.545	75.50	16:32:57.597
5 -	2:29.929	13.911	71.28	16:35:27.526

<b>P19 65 WILLIAMS / GOODERHAM</b>				
LAP	LAP TIME	DIFF	MPH	TIME OF DAY
1 -	2:34.307	12.168	69.26	16:25:54.398
2 -	2:24.060 (3)	1.921	74.19	16:28:18.458
3 -	2:27.881	5.742	72.27	16:30:46.339
4 -	2:23.611 (2)	1.472	74.42	16:33:09.950
5 -	<b>2:22.139 (1)</b>		<b>75.19</b>	<b>16:35:32.089</b>

<b>P20 45 PETTMAN / SNASHALL</b>				
LAP	LAP TIME	DIFF	MPH	TIME OF DAY
1 -	2:36.769	14.160	68.17	16:25:56.860
2 -	2:24.569 (3)	1.960	73.93	16:28:21.429
3 -	2:25.560	2.951	73.42	16:30:46.989
4 -	2:22.780 (2)	0.171	74.85	16:33:09.769
5 -	<b>2:22.609 (1)</b>		<b>74.94</b>	<b>16:35:32.378</b>

<b>P21 19 MacBRIDE / BROWN</b>				
LAP	LAP TIME	DIFF	MPH	TIME OF DAY
1 -	3:27.331 (3)	5.524	51.55	16:26:47.422
2 -	<b>3:21.807 (1)</b>		<b>52.96</b>	<b>16:30:09.229</b>
3 -	3:25.765 (2)	3.958	51.94	16:33:34.994
4 -	3:29.354	7.547	51.05	16:37:04.348

Weather / Track : Cloudy / Dry



# **BMCRC ThunderbikeUK & Thunderbike Extreme**

**Snetterton 300**

**21<sup>st</sup> – 23<sup>rd</sup> June 2013**



**Results Provided by Timing Solutions Ltd**

**[www.tsl-timing.com](http://www.tsl-timing.com)**

# BMCRC-MRO Championships 2013 - Snetterton 300 Rnd 5

## BMCRC ThunderbikeUK & Thunderbike Extreme

### QUALIFYING 1 - CLASSIFICATION

POS	NO	CL	PIC NAME	R	ENTRY	TIME	ON	LAPS	GAP	DIFF	MPH
1	7	E	1 Dan COUZENS		Suzuki - Team V Speed	2:04.740	6	6			85.68
2	44	E	2 Denzil DAVIES		Yamaha -	2:05.926	6	6	1.186	1.186	84.87
3	9	E	3 Dan WRIGHT		Suzuki -	2:06.061	3	5	1.321	0.135	84.78
4	20		1 Adam NELSON		Ducati - Desmowex	2:06.676	5	6	1.936	0.615	84.37
5	6		2 Martin COOPER		Tigcraft - Hugh Freeman	2:07.908	5	5	3.168	1.232	83.56
6	34	E	4 Dan STUART	R	Yamaha - www.firstbusinessgroup.co.uk	2:08.212	4	6	3.472	0.304	83.36
7	254	E	5 Rick WINDAS		Ducati - Desmowex/254 Medical Regiment	2:09.192	6	6	4.452	0.980	82.73
8	15		3 Adam CROSS		Suzuki - G C Haulage	2:09.678	6	6	4.938	0.486	82.42
9	93	E	6 Ben MILLS		Yamaha - Mills Racing Team	2:09.738	2	2	4.998	0.060	82.38
10	77		4 David MAY		Ducati - STS	2:10.139	6	6	5.399	0.401	82.12
11	91		5 Steve PARROTT		Tigcraft - Stoneways Insurance	2:10.460	5	6	5.720	0.321	81.92
12	173	E	7 Sarah JORDAN		Ducati -	2:11.807	5	5	7.067	1.347	81.08
13	81		6 Malvern MAY		Honda -	2:11.914	3	5	7.174	0.107	81.02
14	8	E	8 Kevin VAN DE WORP		Suzuki -	2:15.029	4	5	10.289	3.115	79.15
15	11		7 George LAWSON		Suzuki -	2:15.525	5	5	10.785	0.496	78.86
16	18		8 Gerrard SPEAR		Suzuki - Team V Speed	2:15.678	4	5	10.938	0.153	78.77
17	80		9 Grant NEWSTEAD	R	Honda - Tinklers M/C's	2:16.044	3	5	11.304	0.366	78.56
18	5	E	9 Nick BISHOP	R	Suzuki -	2:16.184	5	5	11.444	0.140	78.48
19	41		10 Dave COURT		Kawasaki -	2:16.422	5	5	11.682	0.238	78.34
20	74		11 Mark HAZELGROVE		Suzuki - Lynx Networks	2:16.688	5	5	11.948	0.266	78.19
21	127		12 Sean MACOY		Ducati -	2:17.368	4	5	12.628	0.680	77.80
22	42		13 James HOBSON		Honda -	2:17.475	5	5	12.735	0.107	77.74
23	54	E	10 Paul FULLICK	R	Yamaha -	2:19.518	4	5	14.778	2.043	76.60
24	79		14 Chris TAYLOR		Honda - Elevator	2:23.691	3	5	18.951	4.173	74.38
25	70		15 Peter THORNTON		Yamaha - Cadmatic	2:24.678	4	5	19.938	0.987	73.87
26	17		16 Ray PETTY		Kawasaki -	2:24.779	2	4	20.039	0.101	73.82
27	2		17 Gabrielle BURNE		Suzuki - LS2 Helmets/Ravenol	2:28.472	5	5	23.732	3.693	71.98
28	58		18 Steve YOUNG		Kawasaki - Cadmatic	2:29.294	5	5	24.554	0.822	71.59
29	166		19 Andrew STENNING	R	Suzuki - AJ Maintenance	2:30.376	4	5	25.636	1.082	71.07
30	52		20 Gary JARMAN		Kawasaki -			1			
31	94	E	11 Matthew HORLER	R	Kawasaki -			0			

Weather / Track : Cloudy / Dry

These results are provisional until the conclusion of any judicial and technical matters.

Snetterton 300

Circuit Length = 2.9689 miles

Start: 17:17 Flag 17:28 End: 17:31

Clerk Of Course :	Timekeeper :
-------------------	--------------

Results can be found at [www.tsl-timing.com](http://www.tsl-timing.com)

Printed - 17:32 Friday, 21 June 2013



# BMCRC-MRO Championships 2013 - Snetterton 300 Rnd 5

## BMCRC ThunderbikeUK & Thunderbike Extreme

### QUALIFYING 1 - LAP ANALYSIS

DIFF = Difference To Personal Best Lap

P1 7 Dan COUZENS				
LAP	LAP TIME	DIFF	MPH	TIME OF DAY
1 -	2:18.304	13.564	77.27	17:19:43.074
2 -	2:08.864	4.124	82.94	17:21:51.938
3 -	2:07.057	2.317	84.12	17:23:58.995
4 -	2:05.093 (2)	0.353	85.44	17:26:04.088
5 -	2:05.746 (3)	1.006	84.99	17:28:09.834
6 -	<b>2:04.740 (1)</b>		<b>85.68</b>	<b>17:30:14.574</b>

P2 44 Denzil DAVIES				
LAP	LAP TIME	DIFF	MPH	TIME OF DAY
1 -	2:26.471	20.545	72.97	17:19:44.383
2 -	2:12.093	6.167	80.91	17:21:56.476
3 -	2:07.262	1.336	83.98	17:24:03.738
4 -	2:06.269 (2)	0.343	84.64	17:26:10.007
5 -	2:06.475 (3)	0.549	84.50	17:28:16.482
6 -	<b>2:05.926 (1)</b>		<b>84.87</b>	<b>17:30:22.408</b>

P3 9 Dan WRIGHT				
LAP	LAP TIME	DIFF	MPH	TIME OF DAY
1 -	2:12.534	6.473	80.64	17:20:29.216
2 -	2:07.460 (3)	1.399	83.85	17:22:36.676
3 -	<b>2:06.061 (1)</b>		<b>84.78</b>	<b>17:24:42.737</b>
4 -	2:09.312	3.251	82.65	17:26:52.049
5 -	2:06.613 (2)	0.552	84.41	17:28:58.662

P4 20 Adam NELSON				
LAP	LAP TIME	DIFF	MPH	TIME OF DAY
1 -	2:15.586	8.910	78.82	17:19:19.274
2 -	2:08.706	2.030	83.04	17:21:27.980
3 -	2:07.270 (3)	0.594	83.97	17:23:35.250
4 -	2:06.916 (2)	0.240	84.21	17:25:42.166
5 -	<b>2:06.676 (1)</b>		<b>84.37</b>	<b>17:27:48.842</b>
6 -	2:08.628	1.952	83.09	17:29:57.470

P5 6 Martin COOPER				
LAP	LAP TIME	DIFF	MPH	TIME OF DAY
1 -	2:54.828 P	46.920	61.13	17:20:03.176
2 -	2:17.274	9.366	77.85	17:22:20.450
3 -	2:09.060 (3)	1.152	82.81	17:24:29.510
4 -	2:08.260 (2)	0.352	83.33	17:26:37.770
5 -	<b>2:07.908 (1)</b>		<b>83.56</b>	<b>17:28:45.678</b>

P6 34 Dan STUART				
LAP	LAP TIME	DIFF	MPH	TIME OF DAY
1 -	2:21.024	12.812	75.78	17:19:27.551
2 -	2:08.865	0.653	82.94	17:21:36.416
3 -	2:09.665	1.453	82.42	17:23:46.081
4 -	<b>2:08.212 (1)</b>		<b>83.36</b>	<b>17:25:54.293</b>
5 -	2:08.323 (2)	0.111	83.29	17:28:02.616
6 -	2:08.327 (3)	0.115	83.28	17:30:10.943

P7 254 Rick WINDAS				
LAP	LAP TIME	DIFF	MPH	TIME OF DAY
1 -	2:18.164	8.972	77.35	17:19:23.431
2 -	2:12.032 (2)	2.840	80.95	17:21:35.463
3 -	2:12.538	3.346	80.64	17:23:48.001
4 -	2:12.198 (3)	3.006	80.84	17:26:00.199

DIFF = Difference To Personal Best Lap

5 -	2:12.426	3.234	80.70	17:28:12.625
6 -	<b>2:09.192 (1)</b>		<b>82.73</b>	<b>17:30:21.817</b>

P8 15 Adam CROSS				
LAP	LAP TIME	DIFF	MPH	TIME OF DAY
1 -	2:18.665	8.987	77.07	17:19:24.759
2 -	2:11.685	2.007	81.16	17:21:36.444
3 -	2:11.368	1.690	81.35	17:23:47.812
4 -	2:10.852 (2)	1.174	81.68	17:25:58.664
5 -	2:11.062 (3)	1.384	81.54	17:28:09.726
6 -	<b>2:09.678 (1)</b>		<b>82.42</b>	<b>17:30:19.404</b>

P9 93 Ben MILLS				
LAP	LAP TIME	DIFF	MPH	TIME OF DAY
1 -	2:15.730	5.992	78.74	17:19:20.278
2 -	<b>2:09.738 (1)</b>		<b>82.38</b>	<b>17:21:30.016</b>

P10 77 David MAY				
LAP	LAP TIME	DIFF	MPH	TIME OF DAY
1 -	2:19.359	9.220	76.69	17:19:28.200
2 -	2:12.062	1.923	80.93	17:21:40.262
3 -	2:11.027 (2)	0.888	81.57	17:23:51.289
4 -	2:11.217 (3)	1.078	81.45	17:26:02.506
5 -	2:12.080	1.941	80.92	17:28:14.586
6 -	<b>2:10.139 (1)</b>		<b>82.12</b>	<b>17:30:24.725</b>

P11 91 Steve PARROTT				
LAP	LAP TIME	DIFF	MPH	TIME OF DAY
1 -	2:27.389	16.929	72.51	17:19:44.028
2 -	2:12.644	2.184	80.57	17:21:56.672
3 -	2:11.566	1.106	81.23	17:24:08.238
4 -	2:10.886 (3)	0.426	81.65	17:26:19.124
5 -	<b>2:10.460 (1)</b>		<b>81.92</b>	<b>17:28:29.584</b>
6 -	2:10.519 (2)	0.059	81.88	17:30:40.103

P12 173 Sarah JORDAN				
LAP	LAP TIME	DIFF	MPH	TIME OF DAY
1 -	2:24.500	12.693	73.96	17:19:52.854
2 -	2:15.733	3.926	78.74	17:22:08.587
3 -	2:14.536 (3)	2.729	79.44	17:24:23.123
4 -	2:13.080 (2)	1.273	80.31	17:26:36.203
5 -	<b>2:11.807 (1)</b>		<b>81.08</b>	<b>17:28:48.010</b>

P13 81 Malvern MAY				
LAP	LAP TIME	DIFF	MPH	TIME OF DAY
1 -	2:18.671	6.757	77.07	17:20:06.220
2 -	2:14.783	2.869	79.29	17:22:21.003
3 -	<b>2:11.914 (1)</b>		<b>81.02</b>	<b>17:24:32.917</b>
4 -	2:12.373 (2)	0.459	80.74	17:26:45.290
5 -	2:13.767 (3)	1.853	79.90	17:28:59.057

P14 8 Kevin VAN DE WORP				
LAP	LAP TIME	DIFF	MPH	TIME OF DAY
1 -	2:28.044	13.015	72.19	17:19:43.562
2 -	2:19.099	4.070	76.83	17:22:02.661
3 -	2:18.835 (3)	3.806	76.98	17:24:21.496
4 -	<b>2:15.029 (1)</b>		<b>79.15</b>	<b>17:26:36.525</b>
5 -	2:15.708 (2)	0.679	78.75	17:28:52.233

Weather / Track : Cloudy / Dry

Snetterton 300  
Circuit Length = 2.9689 miles  
Start: 17:17 Flag 17:28 End: 17:31



# BMCRC-MRO Championships 2013 - Snetterton 300 Rnd 5

## BMCRC ThunderbikeUK & Thunderbike Extreme

### QUALIFYING 1 - LAP ANALYSIS

DIFF = Difference To Personal Best Lap

<b>P15 11 George LAWSON</b>				
LAP	LAP TIME	DIFF	MPH	TIME OF DAY
1 -	2:37.732	22.207	67.76	17:19:51.647
2 -	2:18.852	3.327	76.97	17:22:10.499
3 -	2:16.498 (3)	0.973	78.30	17:24:26.997
4 -	2:16.063 (2)	0.538	78.55	17:26:43.060
5 -	<b>2:15.525 (1)</b>		<b>78.86</b>	<b>17:28:58.585</b>

<b>P16 18 Gerrard SPEAR</b>				
LAP	LAP TIME	DIFF	MPH	TIME OF DAY
1 -	2:22.970	7.292	74.75	17:19:48.635
2 -	2:16.873	1.195	78.08	17:22:05.508
3 -	2:16.642 (3)	0.964	78.21	17:24:22.150
4 -	<b>2:15.678 (1)</b>		<b>78.77</b>	<b>17:26:37.828</b>
5 -	2:16.002 (2)	0.324	78.58	17:28:53.830

<b>P17 80 Grant NEWSTEAD</b>				
LAP	LAP TIME	DIFF	MPH	TIME OF DAY
1 -	2:22.469	6.425	75.02	17:20:04.310
2 -	2:17.435 (3)	1.391	77.76	17:22:21.745
3 -	<b>2:16.044 (1)</b>		<b>78.56</b>	<b>17:24:37.789</b>
4 -	2:17.574	1.530	77.68	17:26:55.363
5 -	2:17.242 (2)	1.198	77.87	17:29:12.605

<b>P18 5 Nick BISHOP</b>				
LAP	LAP TIME	DIFF	MPH	TIME OF DAY
1 -	2:34.099	17.915	69.35	17:19:49.000
2 -	2:21.923	5.739	75.30	17:22:10.923
3 -	2:20.997 (3)	4.813	75.80	17:24:31.920
4 -	2:18.018 (2)	1.834	77.43	17:26:49.938
5 -	<b>2:16.184 (1)</b>		<b>78.48</b>	<b>17:29:06.122</b>

<b>P19 41 Dave COURT</b>				
LAP	LAP TIME	DIFF	MPH	TIME OF DAY
1 -	2:26.966	10.544	72.72	17:20:29.471
2 -	2:19.351 (3)	2.929	76.69	17:22:48.822
3 -	2:20.259	3.837	76.20	17:25:09.081
4 -	2:18.187 (2)	1.765	77.34	17:27:27.268
5 -	<b>2:16.422 (1)</b>		<b>78.34</b>	<b>17:29:43.690</b>

<b>P20 74 Mark HAZELGROVE</b>				
LAP	LAP TIME	DIFF	MPH	TIME OF DAY
1 -	2:21.448	4.760	75.56	17:20:34.860
2 -	2:17.381 (2)	0.693	77.79	17:22:52.241
3 -	2:18.056 (3)	1.368	77.41	17:25:10.297
4 -	2:18.165	1.477	77.35	17:27:28.462
5 -	<b>2:16.688 (1)</b>		<b>78.19</b>	<b>17:29:45.150</b>

<b>P21 127 Sean MACOY</b>				
LAP	LAP TIME	DIFF	MPH	TIME OF DAY
1 -	2:29.660	12.292	71.41	17:19:43.785
2 -	2:21.315	3.947	75.63	17:22:05.100
3 -	2:17.996 (2)	0.628	77.45	17:24:23.096
4 -	<b>2:17.368 (1)</b>		<b>77.80</b>	<b>17:26:40.464</b>
5 -	2:18.816 (3)	1.448	76.99	17:28:59.280

DIFF = Difference To Personal Best Lap

<b>P22 42 James HOBSON</b>				
LAP	LAP TIME	DIFF	MPH	TIME OF DAY
1 -	2:27.314	9.839	72.55	17:19:34.906
2 -	2:19.807	2.332	76.44	17:21:54.713
3 -	2:18.736 (3)	1.261	77.03	17:24:13.449
4 -	2:17.773 (2)	0.298	77.57	17:26:31.222
5 -	<b>2:17.475 (1)</b>		<b>77.74</b>	<b>17:28:48.697</b>

<b>P23 54 Paul FULLICK</b>				
LAP	LAP TIME	DIFF	MPH	TIME OF DAY
1 -	2:35.089	15.571	68.91	17:19:46.954
2 -	2:23.454 (3)	3.936	74.50	17:22:10.408
3 -	2:24.002	4.484	74.22	17:24:34.410
4 -	<b>2:19.518 (1)</b>		<b>76.60</b>	<b>17:26:53.928</b>
5 -	2:20.603 (2)	1.085	76.01	17:29:14.531

<b>P24 79 Chris TAYLOR</b>				
LAP	LAP TIME	DIFF	MPH	TIME OF DAY
1 -	2:35.847	12.156	68.58	17:20:16.450
2 -	2:25.047 (3)	1.356	73.68	17:22:41.497
3 -	<b>2:23.691 (1)</b>		<b>74.38</b>	<b>17:25:05.188</b>
4 -	2:24.279 (2)	0.588	74.07	17:27:29.467
5 -	2:28.431	4.740	72.00	17:29:57.898

<b>P25 70 Peter THORNTON</b>				
LAP	LAP TIME	DIFF	MPH	TIME OF DAY
1 -	2:33.766	9.088	69.50	17:20:52.885
2 -	2:28.437 (3)	3.759	72.00	17:23:21.322
3 -	2:26.781 (2)	2.103	72.81	17:25:48.103
4 -	<b>2:24.678 (1)</b>		<b>73.87</b>	<b>17:28:12.781</b>
5 -	2:29.125	4.447	71.67	17:30:41.906

<b>P26 17 Ray PETTY</b>				
LAP	LAP TIME	DIFF	MPH	TIME OF DAY
1 -	2:33.821	9.042	69.48	17:19:44.276
2 -	<b>2:24.779 (1)</b>		<b>73.82</b>	<b>17:22:09.055</b>
3 -	2:25.446 (3)	0.667	73.48	17:24:34.501
4 -	2:25.140 (2)	0.361	73.63	17:26:59.641

<b>P27 2 Gabrielle BURNE</b>				
LAP	LAP TIME	DIFF	MPH	TIME OF DAY
1 -	2:43.900	15.428	65.21	17:19:56.416
2 -	2:30.644 (3)	2.172	70.94	17:22:27.060
3 -	2:31.001	2.529	70.78	17:24:58.061
4 -	2:30.144 (2)	1.672	71.18	17:27:28.205
5 -	<b>2:28.472 (1)</b>		<b>71.98</b>	<b>17:29:56.677</b>

<b>P28 58 Steve YOUNG</b>				
LAP	LAP TIME	DIFF	MPH	TIME OF DAY
1 -	2:36.335	7.041	68.36	17:20:59.255
2 -	2:30.443 (2)	1.149	71.04	17:23:29.698
3 -	2:31.325	2.031	70.62	17:26:01.023
4 -	2:30.477 (3)	1.183	71.02	17:28:31.500
5 -	<b>2:29.294 (1)</b>		<b>71.59</b>	<b>17:31:00.794</b>

<b>P29 166 Andrew STENNING</b>				
LAP	LAP TIME	DIFF	MPH	TIME OF DAY

Weather / Track : Cloudy / Dry

Snetterton 300  
Circuit Length = 2.9689 miles  
Start: 17:17 Flag 17:28 End: 17:31

# BMCRC-MRO Championships 2013 - Snetterton 300 Rnd 5

## BMCRC ThunderbikeUK & Thunderbike Extreme

### QUALIFYING 1 - LAP ANALYSIS

DIFF = Difference To Personal Best Lap

1 -	2:34.501	4.125	69.17	17:19:38.025
2 -	2:30.471 <b>(3)</b>	0.095	71.03	17:22:08.496
3 -	2:30.386 <b>(2)</b>	0.010	71.07	17:24:38.882
<b>4 -</b>	<b>2:30.376 (1)</b>		<b>71.07</b>	<b>17:27:09.258</b>
5 -	2:32.873	2.497	69.91	17:29:42.131

<b>P30 52 Gary JARMAN</b>
---------------------------

LAP	LAP TIME	DIFF	MPH	TIME OF DAY
1 -	3:16.143		54.49	17:20:24.995

# BMCRC-MRO Championships 2013 - Snetterton 300 Rnd 5

## BMCRC ThunderbikeUK & Thunderbike Extreme

### QUALIFYING 2 - CLASSIFICATION

POS	NO	CL	PIC NAME	R	ENTRY	TIME	ON	LAPS	GAP	DIFF	MPH
1	177	E	1 Steve JORDAN		Ducati - Steve Jordan M/C	2:19.005	3	7			76.88
2	61		1 Oliver FOOKS		Ducati - ELP Racing	2:25.563	6	6	6.558	6.558	73.42
3	43		2 Colin WALKEY		Kawasaki - ELP Racing	2:27.278	4	4	8.273	1.715	72.57
4	93	E	2 Ben MILLS		Yamaha - Mills Racing Team	2:28.212	2	3	9.207	0.934	72.11
5	33		3 Jack RUSSELL		Suzuki - Triple C Auto Body	2:35.286	5	6	16.281	7.074	68.82
6	19		4 Patricia ROBERTS	R	Kawasaki - Mark Jordan	2:36.142	6	6	17.137	0.856	68.45
7	143		5 Julian ENTICKNAP		Suzuki - Assesstech	2:37.778	5	5	18.773	1.636	67.74
8	254	E	3 Rick WINDAS		Ducati - Desmowex/254 Medical Regiment	2:39.708	2	2	20.703	1.930	66.92
9	47	E	4 Tim BROWN		Suzuki -	2:50.561	5	5	31.556	10.853	62.66
10	120		6 Jose TOUCEDA	R	Suzuki - Cell2	2:52.947	5	5	33.942	2.386	61.79
11	171		7 Tess BICKERSTAFF	R	Kawasaki -	2:59.544	5	5	40.539	6.597	59.52
12	94	E	5 Matthew HORLER	R	Kawasaki -	3:35.605	1	2	1:16.600	36.061	49.57

GRIDS TO BE BASED ON ALTERNATE POSITIONS FROM EACH QUALIFYING AS PER FINAL INSTRUCTIONS

Weather / Track : Cloudy / Wet

These results are provisional until the conclusion of any judicial and technical matters.

Snetterton 300

Circuit Length = 2.9689 miles

Start: 10:35 Flag 10:50 End: 10:52

Clerk Of Course :

Timekeeper :

Results can be found at [www.tsl-timing.com](http://www.tsl-timing.com)

Printed - 10:56 Saturday, 22 June 2013



# BMCRC-MRO Championships 2013 - Snetterton 300 Rnd 5

## BMCRC ThunderbikeUK & Thunderbike Extreme

### QUALIFYING 2 - LAP ANALYSIS

DIFF = Difference To Personal Best Lap

<b>P1 177 Steve JORDAN</b>				
LAP	LAP TIME	DIFF	MPH	TIME OF DAY
1 -	2:31.974	12.969	70.32	10:38:07.395
2 -	2:21.443	2.438	75.56	10:40:28.838
3 -	<b>2:19.005 (1)</b>		<b>76.88</b>	<b>10:42:47.843</b>
4 -	2:20.175 (3)	1.170	76.24	10:45:08.018
5 -	2:21.851	2.846	75.34	10:47:29.869
6 -	2:19.365 (2)	0.360	76.69	10:49:49.234
7 -	2:20.182	1.177	76.24	10:52:09.416

<b>P2 61 Oliver FOOKS</b>				
LAP	LAP TIME	DIFF	MPH	TIME OF DAY
1 -	2:44.312	18.749	65.04	10:38:22.769
2 -	2:28.021	2.458	72.20	10:40:50.790
3 -	2:29.301	3.738	71.58	10:43:20.091
4 -	2:27.592 (3)	2.029	72.41	10:45:47.683
5 -	2:26.397 (2)	0.834	73.00	10:48:14.080
6 -	<b>2:25.563 (1)</b>		<b>73.42</b>	<b>10:50:39.643</b>

<b>P3 43 Colin WALKEY</b>				
LAP	LAP TIME	DIFF	MPH	TIME OF DAY
1 -	2:41.931	14.653	66.00	10:38:19.730
2 -	2:32.671 (3)	5.393	70.00	10:40:52.401
3 -	2:28.494 (2)	1.216	71.97	10:43:20.895
4 -	<b>2:27.278 (1)</b>		<b>72.57</b>	<b>10:45:48.173</b>

<b>P4 93 Ben MILLS</b>				
LAP	LAP TIME	DIFF	MPH	TIME OF DAY
1 -	2:33.860 (3)	5.648	69.46	10:38:10.770
2 -	<b>2:28.212 (1)</b>		<b>72.11</b>	<b>10:40:38.982</b>
3 -	2:33.524 (2)	5.312	69.61	10:43:12.506

<b>P5 33 Jack RUSSELL</b>				
LAP	LAP TIME	DIFF	MPH	TIME OF DAY
1 -	2:54.266	18.980	61.33	10:38:34.742
2 -	2:39.901 (3)	4.615	66.84	10:41:14.643
3 -	2:40.257	4.971	66.69	10:43:54.900
4 -	2:41.052	5.766	66.36	10:46:35.952
5 -	<b>2:35.286 (1)</b>		<b>68.82</b>	<b>10:49:11.238</b>
6 -	2:35.787 (2)	0.501	68.60	10:51:47.025

<b>P6 19 Patricia ROBERTS</b>				
LAP	LAP TIME	DIFF	MPH	TIME OF DAY
1 -	3:01.644	25.502	58.84	10:38:49.107
2 -	2:45.566	9.424	64.55	10:41:34.673
3 -	2:43.088	6.946	65.53	10:44:17.761
4 -	2:41.010 (3)	4.868	66.38	10:46:58.771
5 -	2:38.096 (2)	1.954	67.60	10:49:36.867
6 -	<b>2:36.142 (1)</b>		<b>68.45</b>	<b>10:52:13.009</b>

<b>P7 143 Julian ENTICKNAP</b>				
LAP	LAP TIME	DIFF	MPH	TIME OF DAY
1 -	2:52.088	14.310	62.10	10:38:31.840
2 -	2:41.474 (3)	3.696	66.19	10:41:13.314
3 -	2:41.206 (2)	3.428	66.30	10:43:54.520
4 -	2:44.223	6.445	65.08	10:46:38.743
5 -	<b>2:37.778 (1)</b>		<b>67.74</b>	<b>10:49:16.521</b>

DIFF = Difference To Personal Best Lap

<b>P8 254 Rick WINDAS</b>				
LAP	LAP TIME	DIFF	MPH	TIME OF DAY
1 -	2:52.235 (2)	12.527	62.05	10:38:35.661
2 -	<b>2:39.708 (1)</b>		<b>66.92</b>	<b>10:41:15.369</b>

<b>P9 47 Tim BROWN</b>				
LAP	LAP TIME	DIFF	MPH	TIME OF DAY
1 -	3:11.372	20.811	55.84	10:38:58.912
2 -	2:51.249 (2)	0.688	62.41	10:41:50.161
3 -	2:52.588 (3)	2.027	61.92	10:44:42.749
4 -	2:53.334	2.773	61.66	10:47:36.083
5 -	<b>2:50.561 (1)</b>		<b>62.66</b>	<b>10:50:26.644</b>

<b>P10 120 Jose TOUCEDA</b>				
LAP	LAP TIME	DIFF	MPH	TIME OF DAY
1 -	3:25.847	32.900	51.92	10:39:14.659
2 -	3:07.364	14.417	57.04	10:42:22.023
3 -	2:59.354 (3)	6.407	59.59	10:45:21.377
4 -	2:56.974 (2)	4.027	60.39	10:48:18.351
5 -	<b>2:52.947 (1)</b>		<b>61.79</b>	<b>10:51:11.298</b>

<b>P11 171 Tess BICKERSTAFF</b>				
LAP	LAP TIME	DIFF	MPH	TIME OF DAY
1 -	3:27.166	27.622	51.59	10:39:13.421
2 -	3:16.899	17.355	54.28	10:42:30.320
3 -	3:11.615 (3)	12.071	55.77	10:45:41.935
4 -	3:03.551 (2)	4.007	58.22	10:48:45.486
5 -	<b>2:59.544 (1)</b>		<b>59.52</b>	<b>10:51:45.030</b>

<b>P12 94 Matthew HORLER</b>				
LAP	LAP TIME	DIFF	MPH	TIME OF DAY
1 -	<b>3:35.605 (1)</b>		<b>49.57</b>	<b>10:39:17.553</b>
2 -	5:18.927 P	1:43.322	33.51	10:44:36.480

Weather / Track : Cloudy / Wet

Results can be found at [www.tsl-timing.com](http://www.tsl-timing.com)


Snetterton 300  
Circuit Length = 2.9689 miles  
Start: 10:35 Flag 10:50 End: 10:52

Printed - 10:58 Saturday, 22 June 2013

# BMCRC-MRO Championships 2013 - Snetterton 300 Rnd 5

## BMCRC ThunderbikeUK & Thunderbike Extreme

### RACE 6 - GRID

ROW 10	40	94 Matthew HORLER	39	52 Gary JARMAN	38	166 Andrew STENNING	37	58 Steve YOUNG	
ROW 9		36	2 Gabrielle BURNE	35	17 Ray PETTY	34	70 Peter THORNTON	33	79 Chris TAYLOR
ROW 8	32	54 Paul FULLICK	31	42 James HOBSON	30	127 Sean MACOY	29	74 Mark HAZELGROVE	
ROW 7		28	41 Dave COURT	27	5 Nick BISHOP	26	80 Grant NEWSTEAD	25	18 Gerrard SPEAR
ROW 6	24	11 George LAWSON	23	8 Kevin VAN DE WORP	22	171 Tess BICKERSTAFF	21	81 Malvern MAY	
ROW 5		20	120 Jose TOUCEDA	19	173 Sarah JORDAN	18	47 Tim BROWN	17	91 Steve PARROTT
ROW 4	16	254 Rick WINDAS	15	77 David MAY	14	143 Julian ENTICKNAP	13	15 Adam CROSS	
ROW 3		12	19 Patricia ROBERTS	11	34 Dan STUART	10	33 Jack RUSSELL	9	6 Martin COOPER
ROW 2	8	93 Ben MILLS	7	20 Adam NELSON	6	43 Colin WALKEY	5	9 Dan WRIGHT	
ROW 1		4	61 Oliver FOOKS	3	44 Denzil DAVIES	2	177 Steve JORDAN	1	7 Dan COUZENS
<b>Pole</b>									
									

Snetterton 300  
Circuit Length = 2.9689 miles

These results are provisional until the conclusion of any judicial and technical matters.

Clerk Of Course :		Timekeeper :	
-------------------	--	--------------	--

Results can be found at [www.tsl-timing.com](http://www.tsl-timing.com)

Printed - 11:10 Saturday, 22 June 2013



# BMCRC-MRO Championships 2013 - Snetterton 300 Rnd 5

## BMCRC ThunderbikeUK & Thunderbike Extreme

### RACE 6 - CLASSIFICATION

POS	NO	CL	PIC NAME	R	ENTRY	LAPS	TIME	GAP	DIFF	MPH	BEST	ON
1	7	E	1 Dan COUZENS		Suzuki - Team V Speed	5	10:14.412			86.97	2:01.180	5
2	177	E	2 Steve JORDAN		Ducati - Steve Jordan M/C	5	10:15.088	0.676	0.676	86.88	2:01.044	3
3	9	E	3 Dan WRIGHT		Suzuki -	5	10:38.836	24.424	23.748	83.65	2:06.138	2
4	44	E	4 Denzil DAVIES		Yamaha -	5	10:53.379	38.967	14.543	81.79	2:07.845	5
5	34	E	5 Dan STUART	R	Yamaha - www.firstbusinessgroup.co.uk	5	10:54.849	40.437	1.470	81.60	2:08.414	2
6	93	E	6 Ben MILLS		Yamaha - Mills Racing Team	5	10:54.983	40.571	0.134	81.59	2:07.606	5
7	6		1 Martin COOPER		Tigcraft - Hugh Freeman	5	10:56.468	42.056	1.485	81.40	2:08.456	5
8	20		2 Adam NELSON		Ducati - Desmowerx	5	10:58.084	43.672	1.616	81.20	2:08.965	5
9	15		3 Adam CROSS		Suzuki - G C Haulage	5	10:59.514	45.102	1.430	81.02	2:09.039	4
10	43		4 Colin WALKEY		Kawasaki - ELP Racing	5	11:00.996	46.584	1.482	80.84	2:09.385	4
11	91		5 Steve PARROTT		Tigcraft - Stoneways Insurance	5	11:10.439	56.027	9.443	79.70	2:11.500	5
12	254	E	7 Rick WINDAS		Ducati - Desmowerx/254 Medical Regiment	5	11:10.584	56.172	0.145	79.69	2:11.728	3
13	8	E	8 Kevin VAN DE WORP		Suzuki -	5	11:16.181	1:01.769	5.597	79.03	2:12.028	4
14	61		6 Oliver FOOKS		Ducati - ELP Racing	5	11:19.989	1:05.577	3.808	78.59	2:11.907	5
15	77		7 David MAY		Ducati - STS	5	11:26.064	1:11.652	6.075	77.89	2:13.028	2
16	18		8 Gerrard SPEAR		Suzuki - Team V Speed	5	11:33.283	1:18.871	7.219	77.08	2:16.109	4
17	11		9 George LAWSON		Suzuki -	5	11:33.966	1:19.554	0.683	77.00	2:15.640	4
18	80		10 Grant NEWSTEAD	R	Honda - Tinklers M/C's	5	11:37.958	1:23.546	3.992	76.56	2:14.824	5
19	74		11 Mark HAZELGROVE		Suzuki - Lynx Networks	5	11:41.563	1:27.151	3.605	76.17	2:18.157	4
20	94	E	9 Matthew HORLER	R	Kawasaki -	5	11:57.537	1:43.125	15.974	74.47	2:20.315	4
21	5	E	10 Nick BISHOP	R	Suzuki -	5	11:58.027	1:43.615	0.490	74.42	2:19.894	5
22	33		12 Jack RUSSELL		Suzuki - Triple C Auto Body	5	12:00.677	1:46.265	2.650	74.15	2:21.841	3
23	2		13 Gabrielle BURNE		Suzuki - LS2 Helmets/Ravenol	5	12:13.229	1:58.817	12.552	72.88	2:22.176	5
24	81		14 Malvern MAY		Honda -	5	12:14.271	1:59.859	1.042	72.78	2:21.710	5
25	41		15 Dave COURT		Kawasaki -	5	12:16.731	2:02.319	2.460	72.53	2:22.746	3
26	143		16 Julian ENTICKNAP		Suzuki - Assesstech	5	12:17.174	2:02.762	0.443	72.49	2:22.214	4
27	54	E	11 Paul FULLICK	R	Yamaha -	5	12:23.378	2:08.966	6.204	71.88	2:24.335	3
28	42		17 James HOBSON		Honda -	5	12:23.930	2:09.518	0.552	71.83	2:23.550	4
29	70		18 Peter THORNTON		Yamaha - Cadmatic	5	12:24.610	2:10.198	0.680	71.76	2:22.024	5
30	166		19 Andrew STENNING	R	Suzuki - AJ Maintenance	5	12:32.081	2:17.669	7.471	71.05	2:26.480	3
31	79		20 Chris TAYLOR		Honda - Elevator	5	12:32.659	2:18.247	0.578	71.00	2:25.736	4
32	127		21 Sean MACOY		Ducati -	5	12:34.164	2:19.752	1.505	70.86	2:23.054	5
33	47	* E	12 Tim BROWN	R	Suzuki -	5	12:38.474	2:24.062	4.310	70.45	2:28.349	5
34	58		22 Steve YOUNG		Kawasaki - Cadmatic	5	12:40.062	2:25.650	1.588	70.31	2:27.815	5
35	17		23 Ray PETTY		Kawasaki -	5	12:40.292	2:25.880	0.230	70.28	2:27.562	5
36	120		24 Jose TOUCEDA	R	Suzuki - Cell2	4	10:19.312	1 Lap	1 Lap	69.03	2:30.952	3
37	171		25 Tess BICKERSTAFF	R	Kawasaki -	4	11:25.078	1 Lap	1:05.766	62.40	2:45.118	4

#### NOT CLASSIFIED

DNF	52		Gary JARMAN		Kawasaki -	1	2:31.868	4 Laps	3 Laps	70.37	2:31.868	1
DNF	19		Patricia ROBERTS	R	Kawasaki - Mark Jordan	1	2:32.821	4 Laps	0.953	69.93	2:32.821	1

#### FASTEST LAP

	177	E	Steve JORDAN		Ducati - Steve Jordan M/C	3	2:01.044			88.29 mph	142.10 kph	
	6		Martin COOPER		Tigcraft - Hugh Freeman	5	2:08.456			83.20 mph	133.90 kph	

\* Bike 47 - No working transponder

Snetterton 300

Circuit Length = 2.9689 miles

Start: 13:02 Flag 13:12 End: 13:15

Weather / Track : Cloudy / Dry

These results are provisional until the conclusion of any judicial and technical matters.

Clerk Of Course :	Timekeeper :
-------------------	--------------

Results can be found at [www.tsl-timing.com](http://www.tsl-timing.com)

Printed - 13:15 Saturday, 22 June 2013



# BMCRC-MRO Championships 2013 - Snetterton 300 Rnd 5

## BMCRC ThunderbikeUK & Thunderbike Extreme

### RACE 6 - LAP CHART

LAP 1		
NO	BEHIND	LAP TIME

177		2:08.517
7	0.453	2:08.970
9	3.331	2:11.848
44	9.616	2:18.133
43	9.963	2:18.480
6	10.599	2:19.116
34	10.757	2:19.274
20	11.121	2:19.638
93	11.577	2:20.094
15	12.629	2:21.146
254	12.890	2:21.407
91	14.269	2:22.786
61	14.700	2:23.217
77	14.701	2:23.218
8	14.748	2:23.265
74	17.593	2:26.110
18	17.859	2:26.376
11	18.613	2:27.130
33	20.737	2:29.254
94	22.071	2:30.588
52	23.351	2:31.868
80	23.857	2:32.374
19	24.304	2:32.821
81	25.344	2:33.861
5	25.612	2:34.129
143	25.781	2:34.298
54	26.477	2:34.994
41	28.350	2:36.867
2	29.371	2:37.888
47	31.747	2:40.264
166	32.409	2:40.926
17	32.648	2:41.165
127	33.328	2:41.845
70	33.447	2:41.964
42	33.971	2:42.488
58	34.190	2:42.707
79	34.256	2:42.773
120	37.013	2:45.530
171	55.240	3:03.757

LAP 2		
NO	BEHIND	LAP TIME

177		2:01.883
7	0.384	2:01.814
9	7.586	2:06.138
44	16.703	2:08.970
34	17.288	2:08.414
6	19.438	2:10.722
20	19.558	2:10.320
93	20.280	2:10.586
43	20.444	2:12.364
15	20.756	2:10.010
91	24.142	2:11.756
254	24.370	2:13.363
61	25.172	2:12.355
77	25.846	2:13.028
8	26.915	2:14.050
18	32.792	2:16.816
11	34.012	2:17.282
74	34.927	2:19.217
80	41.087	2:19.113
33	41.294	2:22.440

94	42.874	2:22.686
5	46.852	2:23.123
54	50.014	2:25.420
143	52.903	2:29.005
2	54.072	2:26.584
81	55.583	2:32.122
41	56.775	2:30.308
166	1:00.705	2:30.179
42	1:01.198	2:29.110
70	1:01.950	2:30.386
47	1:02.050	2:32.186
79	1:03.158	2:30.785
127	1:03.851	2:32.406
17	1:04.214	2:33.449
58	1:05.243	2:32.936
120	1:06.134	2:31.004
171	1:41.448	2:48.091

LAP 3		
NO	BEHIND	LAP TIME

177		2:01.044
7	0.539	2:01.199
9	13.897	2:07.355
44	24.555	2:08.896
34	25.456	2:09.212
20	27.989	2:09.475
6	28.109	2:09.715
93	28.258	2:09.022
15	29.399	2:09.687
43	30.703	2:11.303
254	35.054	2:11.728
91	35.561	2:12.463
8	39.012	2:13.141
77	40.798	2:15.996
61	43.353	2:19.225
18	48.238	2:16.490
11	51.143	2:18.175
74	52.529	2:18.646
80	56.800	2:16.757
33	1:02.091	2:21.841
94	1:04.945	2:23.115
5	1:05.767	2:19.959
54	1:13.305	2:24.335
2	1:16.852	2:23.824
81	1:17.317	2:22.778
143	1:17.913	2:26.054
41	1:18.477	2:22.746
42	1:24.982	2:24.828
166	1:26.141	2:26.480
70	1:27.368	2:26.462
79	1:28.200	2:26.086
47	1:30.039	2:29.033
127	1:30.644	2:27.837
17	1:31.854	2:28.684
58	1:32.474	2:28.275
120	1:36.042	2:30.952

LAP 4		
NO	BEHIND	LAP TIME

177		2:01.715
7	0.073	2:01.249
9	18.958	2:06.776
171	1 Lap	2:48.112
44	32.375	2:09.535

34	32.417	2:08.676
93	34.218	2:07.675
6	34.853	2:08.459
20	35.960	2:09.686
15	36.723	2:09.039
43	38.373	2:09.385
254	45.283	2:11.944
91	45.780	2:11.934
8	49.325	2:12.028
61	54.923	2:13.285
77	55.694	2:16.611
18	1:02.632	2:16.109
11	1:05.068	2:15.640
74	1:08.971	2:18.157
80	1:09.975	2:14.890
94	1:23.545	2:20.315
5	1:24.974	2:20.922
33	1:25.202	2:24.826
54	1:37.108	2:25.518
2	1:37.894	2:22.757
143	1:38.412	2:22.214
81	1:39.402	2:23.800
41	1:39.900	2:23.138
42	1:46.817	2:23.550
70	1:49.427	2:23.774
166	1:51.183	2:26.757
79	1:52.221	2:25.736
47	1:56.966	2:28.642
127	1:57.951	2:29.022
58	1:59.088	2:28.329
17	1:59.571	2:29.432

LAP 5		
NO	BEHIND	LAP TIME

7		2:01.180
177	0.676	2:01.929
120	1 Lap	2:31.826
9	24.424	2:06.719
44	38.967	2:07.845
34	40.437	2:09.273
93	40.571	2:07.606
6	42.056	2:08.456
20	43.672	2:08.965
15	45.102	2:09.632
43	46.584	2:09.464
91	56.027	2:11.500
254	56.172	2:12.142
8	1:01.769	2:13.697
61	1:05.577	2:11.907
171	1 Lap	2:45.118
77	1:11.652	2:17.211
18	1:18.871	2:17.492
11	1:19.554	2:15.739
80	1:23.546	2:14.824
74	1:27.151	2:19.433
94	1:43.125	2:20.833
5	1:43.615	2:19.894
33	1:46.265	2:22.316
2	1:58.817	2:22.176
81	1:59.859	2:21.710
41	2:02.319	2:23.672
143	2:02.762	2:25.603
54	2:08.966	2:33.111
42	2:09.518	2:23.954
70	2:10.198	2:22.024

166	2:17.669	2:27.739
79	2:18.247	2:27.279
127	2:19.752	2:23.054
47	2:24.062	2:28.349
58	2:25.650	2:27.815
17	2:25.880	2:27.562

Weather / Track : Cloudy / Dry

Results can be found at [www.tsl-timing.com](http://www.tsl-timing.com)

Snetterton 300  
Circuit Length = 2.9689 miles  
Start: 13:02 Flag 13:12 End: 13:15

Printed - 13:18 Saturday, 22 June 2013

# BMCRC-MRO Championships 2013 - Snetterton 300 Rnd 5

## BMCRC ThunderbikeUK & Thunderbike Extreme

### RACE 6 - LAP ANALYSIS

DIFF = Difference To Personal Best Lap

P1 7 Dan COUZENS				
LAP	LAP TIME	DIFF	MPH	TIME OF DAY
1 -	2:08.970	7.790	82.87	13:04:50.924
2 -	2:01.814	0.634	87.74	13:06:52.738
3 -	2:01.199 (2)	0.019	88.18	13:08:53.937
4 -	2:01.249 (3)	0.069	88.14	13:10:55.186
5 -	<b>2:01.180 (1)</b>		<b>88.20</b>	<b>13:12:56.366</b>

P2 177 Steve JORDAN				
LAP	LAP TIME	DIFF	MPH	TIME OF DAY
1 -	2:08.517	7.473	83.16	13:04:50.471
2 -	2:01.883 (3)	0.839	87.69	13:06:52.354
3 -	<b>2:01.044 (1)</b>		<b>88.29</b>	<b>13:08:53.398</b>
4 -	2:01.715 (2)	0.671	87.81	13:10:55.113
5 -	2:01.929	0.885	87.65	13:12:57.042

P3 9 Dan WRIGHT				
LAP	LAP TIME	DIFF	MPH	TIME OF DAY
1 -	2:11.848	5.710	81.06	13:04:53.802
2 -	<b>2:06.138 (1)</b>		<b>84.73</b>	<b>13:06:59.940</b>
3 -	2:07.355	1.217	83.92	13:09:07.295
4 -	2:06.776 (3)	0.638	84.30	13:11:14.071
5 -	2:06.719 (2)	0.581	84.34	13:13:20.790

P4 44 Denzil DAVIES				
LAP	LAP TIME	DIFF	MPH	TIME OF DAY
1 -	2:18.133	10.288	77.37	13:05:00.087
2 -	2:08.970 (3)	1.125	82.87	13:07:09.057
3 -	2:08.896 (2)	1.051	82.92	13:09:17.953
4 -	2:09.535	1.690	82.51	13:11:27.488
5 -	<b>2:07.845 (1)</b>		<b>83.60</b>	<b>13:13:35.333</b>

P5 34 Dan STUART				
LAP	LAP TIME	DIFF	MPH	TIME OF DAY
1 -	2:19.274	10.860	76.74	13:05:01.228
2 -	<b>2:08.414 (1)</b>		<b>83.23</b>	<b>13:07:09.642</b>
3 -	2:09.212 (3)	0.798	82.71	13:09:18.854
4 -	2:08.676 (2)	0.262	83.06	13:11:27.530
5 -	2:09.273	0.859	82.67	13:13:36.803

P6 93 Ben MILLS				
LAP	LAP TIME	DIFF	MPH	TIME OF DAY
1 -	2:20.094	12.488	76.29	13:05:02.048
2 -	2:10.586	2.980	81.84	13:07:12.634
3 -	2:09.022 (3)	1.416	82.83	13:09:21.656
4 -	2:07.675 (2)	0.069	83.71	13:11:29.331
5 -	<b>2:07.606 (1)</b>		<b>83.75</b>	<b>13:13:36.937</b>

P7 6 Martin COOPER				
LAP	LAP TIME	DIFF	MPH	TIME OF DAY
1 -	2:19.116	10.660	76.82	13:05:01.070
2 -	2:10.722	2.266	81.76	13:07:11.792
3 -	2:09.715 (3)	1.259	82.39	13:09:21.507
4 -	2:08.459 (2)	0.003	83.20	13:11:29.966
5 -	<b>2:08.456 (1)</b>		<b>83.20</b>	<b>13:13:38.422</b>

DIFF = Difference To Personal Best Lap

P8 20 Adam NELSON				
LAP	LAP TIME	DIFF	MPH	TIME OF DAY
1 -	2:19.638	10.673	76.54	13:05:01.592
2 -	2:10.320	1.355	82.01	13:07:11.912
3 -	2:09.475 (2)	0.510	82.54	13:09:21.387
4 -	2:09.686 (3)	0.721	82.41	13:11:31.073
5 -	<b>2:08.965 (1)</b>		<b>82.87</b>	<b>13:13:40.038</b>

P9 15 Adam CROSS				
LAP	LAP TIME	DIFF	MPH	TIME OF DAY
1 -	2:21.146	12.107	75.72	13:05:03.100
2 -	2:10.010	0.971	82.20	13:07:13.110
3 -	2:09.687 (3)	0.648	82.41	13:09:22.797
4 -	<b>2:09.039 (1)</b>		<b>82.82</b>	<b>13:11:31.836</b>
5 -	2:09.632 (2)	0.593	82.44	13:13:41.468

P10 43 Colin WALKEY				
LAP	LAP TIME	DIFF	MPH	TIME OF DAY
1 -	2:18.480	9.095	77.18	13:05:00.434
2 -	2:12.364	2.979	80.74	13:07:12.798
3 -	2:11.303 (3)	1.918	81.40	13:09:24.101
4 -	<b>2:09.385 (1)</b>		<b>82.60</b>	<b>13:11:33.486</b>
5 -	2:09.464 (2)	0.079	82.55	13:13:42.950

P11 91 Steve PARROTT				
LAP	LAP TIME	DIFF	MPH	TIME OF DAY
1 -	2:22.786	11.286	74.85	13:05:04.740
2 -	2:11.756 (2)	0.256	81.12	13:07:16.496
3 -	2:12.463	0.963	80.68	13:09:28.959
4 -	2:11.934 (3)	0.434	81.01	13:11:40.893
5 -	<b>2:11.500 (1)</b>		<b>81.27</b>	<b>13:13:52.393</b>

P12 254 Rick WINDAS				
LAP	LAP TIME	DIFF	MPH	TIME OF DAY
1 -	2:21.407	9.679	75.58	13:05:03.361
2 -	2:13.363	1.635	80.14	13:07:16.724
3 -	<b>2:11.728 (1)</b>		<b>81.13</b>	<b>13:09:28.452</b>
4 -	2:11.944 (2)	0.216	81.00	13:11:40.396
5 -	2:12.142 (3)	0.414	80.88	13:13:52.538

P13 8 Kevin VAN DE WORP				
LAP	LAP TIME	DIFF	MPH	TIME OF DAY
1 -	2:23.265	11.237	74.60	13:05:05.219
2 -	2:14.050	2.022	79.73	13:07:19.269
3 -	2:13.141 (2)	1.113	80.27	13:09:32.410
4 -	<b>2:12.028 (1)</b>		<b>80.95</b>	<b>13:11:44.438</b>
5 -	2:13.697 (3)	1.669	79.94	13:13:58.135

P14 61 Oliver FOOKS				
LAP	LAP TIME	DIFF	MPH	TIME OF DAY
1 -	2:23.217	11.310	74.62	13:05:05.171
2 -	2:12.355 (2)	0.448	80.75	13:07:17.526
3 -	2:19.225	7.318	76.76	13:09:36.751
4 -	2:13.285 (3)	1.378	80.18	13:11:50.036
5 -	<b>2:11.907 (1)</b>		<b>81.02</b>	<b>13:14:01.943</b>

Weather / Track : Cloudy / Dry

Snetterton 300  
Circuit Length = 2.9689 miles  
Start: 13:02 Flag 13:12 End: 13:15



# BMCRC-MRO Championships 2013 - Snetterton 300 Rnd 5

## BMCRC ThunderbikeUK & Thunderbike Extreme

### RACE 6 - LAP ANALYSIS

DIFF = Difference To Personal Best Lap

<b>P15 77 David MAY</b>				
LAP	LAP TIME	DIFF	MPH	TIME OF DAY
1 -	2:23.218	10.190	74.62	13:05:05.172
2 -	<b>2:13.028 (1)</b>		<b>80.34</b>	<b>13:07:18.200</b>
3 -	2:15.996 (2)	2.968	78.59	13:09:34.196
4 -	2:16.611 (3)	3.583	78.23	13:11:50.807
5 -	2:17.211	4.183	77.89	13:14:08.018

<b>P16 18 Gerrard SPEAR</b>				
LAP	LAP TIME	DIFF	MPH	TIME OF DAY
1 -	2:26.376	10.267	73.01	13:05:08.330
2 -	2:16.816 (3)	0.707	78.12	13:07:25.146
3 -	2:16.490 (2)	0.381	78.30	13:09:41.636
4 -	<b>2:16.109 (1)</b>		<b>78.52</b>	<b>13:11:57.745</b>
5 -	2:17.492	1.383	77.73	13:14:15.237

<b>P17 11 George LAWSON</b>				
LAP	LAP TIME	DIFF	MPH	TIME OF DAY
1 -	2:27.130	11.490	72.64	13:05:09.084
2 -	2:17.282 (3)	1.642	77.85	13:07:26.366
3 -	2:18.175	2.535	77.35	13:09:44.541
4 -	<b>2:15.640 (1)</b>		<b>78.79</b>	<b>13:12:00.181</b>
5 -	2:15.739 (2)	0.099	78.73	13:14:15.920

<b>P18 80 Grant NEWSTEAD</b>				
LAP	LAP TIME	DIFF	MPH	TIME OF DAY
1 -	2:32.374	17.550	70.14	13:05:14.328
2 -	2:19.113	4.289	76.83	13:07:33.441
3 -	2:16.757 (3)	1.933	78.15	13:09:50.198
4 -	2:14.890 (2)	0.066	79.23	13:12:05.088
5 -	<b>2:14.824 (1)</b>		<b>79.27</b>	<b>13:14:19.912</b>

<b>P19 74 Mark HAZELGROVE</b>				
LAP	LAP TIME	DIFF	MPH	TIME OF DAY
1 -	2:26.110	7.953	73.15	13:05:08.064
2 -	2:19.217 (3)	1.060	76.77	13:07:27.281
3 -	2:18.646 (2)	0.489	77.08	13:09:45.927
4 -	<b>2:18.157 (1)</b>		<b>77.36</b>	<b>13:12:04.084</b>
5 -	2:19.433	1.276	76.65	13:14:23.517

<b>P20 94 Matthew HORLER</b>				
LAP	LAP TIME	DIFF	MPH	TIME OF DAY
1 -	2:30.588	10.273	70.97	13:05:12.542
2 -	2:22.686 (3)	2.371	74.90	13:07:35.228
3 -	2:23.115	2.800	74.68	13:09:58.343
4 -	<b>2:20.315 (1)</b>		<b>76.17</b>	<b>13:12:18.658</b>
5 -	2:20.833 (2)	0.518	75.89	13:14:39.491

<b>P21 5 Nick BISHOP</b>				
LAP	LAP TIME	DIFF	MPH	TIME OF DAY
1 -	2:34.129	14.235	69.34	13:05:16.083
2 -	2:23.123	3.229	74.67	13:07:39.206
3 -	2:19.959 (2)	0.065	76.36	13:09:59.165
4 -	2:20.922 (3)	1.028	75.84	13:12:20.087
5 -	<b>2:19.894 (1)</b>		<b>76.40</b>	<b>13:14:39.981</b>

DIFF = Difference To Personal Best Lap

<b>P22 33 Jack RUSSELL</b>				
LAP	LAP TIME	DIFF	MPH	TIME OF DAY
1 -	2:29.254	7.413	71.60	13:05:11.208
2 -	2:22.440 (3)	0.599	75.03	13:07:33.648
3 -	<b>2:21.841 (1)</b>		<b>75.35</b>	<b>13:09:55.489</b>
4 -	2:24.826	2.985	73.79	13:12:20.315
5 -	2:22.316 (2)	0.475	75.10	13:14:42.631

<b>P23 2 Gabrielle BURNE</b>				
LAP	LAP TIME	DIFF	MPH	TIME OF DAY
1 -	2:37.888	15.712	67.69	13:05:19.842
2 -	2:26.584	4.408	72.91	13:07:46.426
3 -	2:23.824 (3)	1.648	74.31	13:10:10.250
4 -	2:22.757 (2)	0.581	74.86	13:12:33.007
5 -	<b>2:22.176 (1)</b>		<b>75.17</b>	<b>13:14:55.183</b>

<b>P24 81 Malvern MAY</b>				
LAP	LAP TIME	DIFF	MPH	TIME OF DAY
1 -	2:33.861	12.151	69.46	13:05:15.815
2 -	2:32.122	10.412	70.25	13:07:47.937
3 -	2:22.778 (2)	1.068	74.85	13:10:10.715
4 -	2:23.800 (3)	2.090	74.32	13:12:34.515
5 -	<b>2:21.710 (1)</b>		<b>75.42</b>	<b>13:14:56.225</b>

<b>P25 41 Dave COURT</b>				
LAP	LAP TIME	DIFF	MPH	TIME OF DAY
1 -	2:36.867	14.121	68.13	13:05:18.821
2 -	2:30.308	7.562	71.10	13:07:49.129
3 -	<b>2:22.746 (1)</b>		<b>74.87</b>	<b>13:10:11.875</b>
4 -	2:23.138 (2)	0.392	74.66	13:12:35.013
5 -	2:23.672 (3)	0.926	74.39	13:14:58.685

<b>P26 143 Julian ENTICKNAP</b>				
LAP	LAP TIME	DIFF	MPH	TIME OF DAY
1 -	2:34.298	12.084	69.26	13:05:16.252
2 -	2:29.005	6.791	71.72	13:07:45.257
3 -	2:26.054 (3)	3.840	73.17	13:10:11.311
4 -	<b>2:22.214 (1)</b>		<b>75.15</b>	<b>13:12:33.525</b>
5 -	2:25.603 (2)	3.389	73.40	13:14:59.128

<b>P27 54 Paul FULLICK</b>				
LAP	LAP TIME	DIFF	MPH	TIME OF DAY
1 -	2:34.994	10.659	68.95	13:05:16.948
2 -	2:25.420 (2)	1.085	73.49	13:07:42.368
3 -	<b>2:24.335 (1)</b>		<b>74.05</b>	<b>13:10:06.703</b>
4 -	2:25.518 (3)	1.183	73.44	13:12:32.221
5 -	2:33.111	8.776	69.80	13:15:05.332

<b>P28 42 James HOBSON</b>				
LAP	LAP TIME	DIFF	MPH	TIME OF DAY
1 -	2:42.488	18.938	65.77	13:05:24.442
2 -	2:29.110	5.560	71.67	13:07:53.552
3 -	2:24.828 (3)	1.278	73.79	13:10:18.380
4 -	<b>2:23.550 (1)</b>		<b>74.45</b>	<b>13:12:41.930</b>
5 -	2:23.954 (2)	0.404	74.24	13:15:05.884

Weather / Track : Cloudy / Dry

Snetterton 300  
Circuit Length = 2.9689 miles  
Start: 13:02 Flag 13:12 End: 13:15

# BMCRC-MRO Championships 2013 - Snetterton 300 Rnd 5

## BMCRC ThunderbikeUK & Thunderbike Extreme

### RACE 6 - LAP ANALYSIS

DIFF = Difference To Personal Best Lap

<b>P29 70 Peter THORNTON</b>				
LAP	LAP TIME	DIFF	MPH	TIME OF DAY
1 -	2:41.964	19.940	65.99	13:05:23.918
2 -	2:30.386	8.362	71.07	13:07:54.304
3 -	2:26.462 (3)	4.438	72.97	13:10:20.766
4 -	2:23.774 (2)	1.750	74.33	13:12:44.540
5 -	<b>2:22.024 (1)</b>		<b>75.25</b>	<b>13:15:06.564</b>

<b>P30 166 Andrew STENNING</b>				
LAP	LAP TIME	DIFF	MPH	TIME OF DAY
1 -	2:40.926	14.446	66.41	13:05:22.880
2 -	2:30.179	3.699	71.16	13:07:53.059
3 -	<b>2:26.480 (1)</b>		<b>72.96</b>	<b>13:10:19.539</b>
4 -	2:26.757 (2)	0.277	72.82	13:12:46.296
5 -	2:27.739 (3)	1.259	72.34	13:15:14.035

<b>P31 79 Chris TAYLOR</b>				
LAP	LAP TIME	DIFF	MPH	TIME OF DAY
1 -	2:42.773	17.037	65.66	13:05:24.727
2 -	2:30.785	5.049	70.88	13:07:55.512
3 -	2:26.086 (2)	0.350	73.16	13:10:21.598
4 -	<b>2:25.736 (1)</b>		<b>73.33</b>	<b>13:12:47.334</b>
5 -	2:27.279 (3)	1.543	72.57	13:15:14.613

<b>P32 127 Sean MACOY</b>				
LAP	LAP TIME	DIFF	MPH	TIME OF DAY
1 -	2:41.845	18.791	66.03	13:05:23.799
2 -	2:32.406	9.352	70.12	13:07:56.205
3 -	2:27.837 (2)	4.783	72.29	13:10:24.042
4 -	2:29.022 (3)	5.968	71.72	13:12:53.064
5 -	<b>2:23.054 (1)</b>		<b>74.71</b>	<b>13:15:16.118</b>

<b>P33 47 Tim BROWN</b>				
LAP	LAP TIME	DIFF	MPH	TIME OF DAY
1 -	2:40.264	11.915	66.69	13:05:22.218
2 -	2:32.186	3.837	70.23	13:07:54.404
3 -	2:29.033 (3)	0.684	71.71	13:10:23.437
4 -	2:28.642 (2)	0.293	71.90	13:12:52.079
5 -	<b>2:28.349 (1)</b>		<b>72.04</b>	<b>13:15:20.428</b>

<b>P34 58 Steve YOUNG</b>				
LAP	LAP TIME	DIFF	MPH	TIME OF DAY
1 -	2:42.707	14.892	65.68	13:05:24.661
2 -	2:32.936	5.121	69.88	13:07:57.597
3 -	2:28.275 (2)	0.460	72.08	13:10:25.872
4 -	2:28.329 (3)	0.514	72.05	13:12:54.201
5 -	<b>2:27.815 (1)</b>		<b>72.30</b>	<b>13:15:22.016</b>

<b>P35 17 Ray PETTY</b>				
LAP	LAP TIME	DIFF	MPH	TIME OF DAY
1 -	2:41.165	13.603	66.31	13:05:23.119
2 -	2:33.449	5.887	69.65	13:07:56.568
3 -	2:28.684 (2)	1.122	71.88	13:10:25.252
4 -	2:29.432 (3)	1.870	71.52	13:12:54.684
5 -	<b>2:27.562 (1)</b>		<b>72.43</b>	<b>13:15:22.246</b>

DIFF = Difference To Personal Best Lap

<b>P36 120 Jose TOUCEDA</b>				
LAP	LAP TIME	DIFF	MPH	TIME OF DAY
1 -	2:45.530	14.578	64.56	13:05:27.484
2 -	2:31.004 (2)	0.052	70.78	13:07:58.488
3 -	<b>2:30.952 (1)</b>		<b>70.80</b>	<b>13:10:29.440</b>
4 -	2:31.826 (3)	0.874	70.39	13:13:01.266

<b>P37 171 Tess BICKERSTAFF</b>				
LAP	LAP TIME	DIFF	MPH	TIME OF DAY
1 -	3:03.757	18.639	58.16	13:05:45.711
2 -	2:48.091 (2)	2.973	63.58	13:08:33.802
3 -	2:48.112 (3)	2.994	63.57	13:11:21.914
4 -	<b>2:45.118 (1)</b>		<b>64.72</b>	<b>13:14:07.032</b>


<b>P38 52 Gary JARMAN</b>				
LAP	LAP TIME	DIFF	MPH	TIME OF DAY
1 -	<b>2:31.868 (1)</b>		<b>70.37</b>	<b>13:05:13.822</b>

<b>P39 19 Patricia ROBERTS</b>				
LAP	LAP TIME	DIFF	MPH	TIME OF DAY
1 -	<b>2:32.821 (1)</b>		<b>69.93</b>	<b>13:05:14.775</b>

# BMCRC-MRO Championships 2013 - Snetterton 300 Rnd 5

## BMCRC ThunderbikeUK & Thunderbike Extreme

### RACE 16 - GRID

ROW 10	39	19 Patricia ROBERTS	38	52 Gary JARMAN	37	171 Tess BICKERSTAFF		
ROW 9	36	120 Jose TOUCEDA	35	17 Ray PETTY	34	58 Steve YOUNG	33	47 Tim BROWN
ROW 8	32	127 Sean MACOY	31	79 Chris TAYLOR	30	166 Andrew STENNING	29	70 Peter THORNTON
ROW 7	28	42 James HOBSON	27	54 Paul FULLICK	26	143 Julian ENTICKNAP	25	41 Dave COURT
ROW 6	24	81 Malvern MAY	23	2 Gabrielle BURNE	22	33 Jack RUSSELL	21	5 Nick BISHOP
ROW 5	20	94 Matthew HORLER	19	74 Mark HAZELGROVE	18	80 Grant NEWSTEAD	17	11 George LAWSON
ROW 4	16	18 Gerrard SPEAR	15	77 David MAY	14	61 Oliver FOOKS	13	8 Kevin VAN DE WORP
ROW 3	12	254 Rick WINDAS	11	91 Steve PARROTT	10	43 Colin WALKEY	9	15 Adam CROSS
ROW 2	8	20 Adam NELSON	7	6 Martin COOPER	6	93 Ben MILLS	5	34 Dan STUART
ROW 1	4	44 Denzil DAVIES	3	9 Dan WRIGHT	2	177 Steve JORDAN	1	7 Dan COUZENS
<b>Pole</b>								
								

Snetterton 300  
Circuit Length = 2.9689 miles

**These results are provisional until the conclusion of any judicial and technical matters.**

Clerk Of Course :	Timekeeper :
-------------------	--------------

Results can be found at [www.tsl-timing.com](http://www.tsl-timing.com)

Printed - 13:19 Saturday, 22 June 2013



# BMCRC-MRO Championships 2013 - Snetterton 300 Rnd 5

## BMCRC ThunderbikeUK & Thunderbike Extreme

### RACE 16 - CLASSIFICATION

POS	NO	CL	PIC NAME	R	ENTRY	LAPS	TIME	GAP	DIFF	MPH	BEST	ON
1	7	E	1 Dan COUZENS		Suzuki - Team V Speed	5	10:13.155			87.15	2:00.175	5
2	177	E	2 Steve JORDAN		Ducati - Steve Jordan M/C	5	10:14.426	1.271	1.271	86.97	2:00.434	4
3	44	E	3 Denzil DAVIES		Yamaha -	5	10:42.718	29.563	28.292	83.14	2:05.350	5
4	9	E	4 Dan WRIGHT		Suzuki -	5	10:46.970	33.815	4.252	82.60	2:07.517	4
5	34	E	5 Dan STUART	R	Yamaha - www.firstbusinessgroup.co.uk	5	10:47.290	34.135	0.320	82.56	2:07.211	4
6	6		1 Martin COOPER		Tigcraft - Hugh Freeman	5	10:48.707	35.552	1.417	82.37	2:07.258	4
7	20		2 Adam NELSON		Ducati - Desmowerx	5	10:53.418	40.263	4.711	81.78	2:08.276	3
8	77		3 David MAY		Ducati - STS	5	10:54.777	41.622	1.359	81.61	2:08.125	4
9	93	E	6 Ben MILLS		Yamaha - Mills Racing Team	5	10:57.702	44.547	2.925	81.25	2:08.796	3
10	15		4 Adam CROSS		Suzuki - G C Haulage	5	10:58.733	45.578	1.031	81.12	2:09.373	3
11	91		5 Steve PARROTT		Tigcraft - Stoneways Insurance	5	11:02.238	49.083	3.505	80.69	2:10.482	4
12	43		6 Colin WALKER		Kawasaki - ELP Racing	5	11:02.338	49.183	0.100	80.68	2:09.949	3
13	61		7 Oliver FOOKS		Ducati - ELP Racing	5	11:09.508	56.353	7.170	79.82	2:11.317	2
14	80		8 Grant NEWSTEAD	R	Honda - Tinklers M/C's	5	11:23.391	1:10.236	13.883	78.19	2:12.735	4
15	94	E	7 Matthew HORLER	R	Kawasaki -	5	11:30.724	1:17.569	7.333	77.36	2:15.910	4
16	11		9 George LAWSON		Suzuki -	5	11:31.553	1:18.398	0.829	77.27	2:15.530	3
17	5	E	8 Nick BISHOP	R	Suzuki -	5	11:35.280	1:22.125	3.727	76.86	2:14.703	4
18	18		10 Gerrard SPEAR		Suzuki - Team V Speed	5	11:38.364	1:25.209	3.084	76.52	2:14.778	4
19	81		11 Malvern MAY		Honda -	5	11:44.988	1:31.833	6.624	75.80	2:16.384	4
20	79		12 Chris TAYLOR		Honda - Elevator	5	11:52.413	1:39.258	7.425	75.01	2:15.869	5
21	42		13 James HOBSON		Honda -	5	11:52.517	1:39.362	0.104	75.00	2:16.028	5
22	127		14 Sean MACOY		Ducati -	5	11:53.914	1:40.759	1.397	74.85	2:15.980	5
23	70		15 Peter THORNTON		Yamaha - Cadmatic	5	12:03.028	1:49.873	9.114	73.91	2:21.424	2
24	54	E	9 Paul FULLICK	R	Yamaha -	5	12:03.286	1:50.131	0.258	73.88	2:21.173	2
25	41		16 Dave COURT		Kawasaki -	5	12:03.695	1:50.540	0.409	73.84	2:20.787	3
26	33		17 Jack RUSSELL		Suzuki - Triple C Auto Body	5	12:03.737	1:50.582	0.042	73.83	2:21.960	5
27	74		18 Mark HAZELGROVE		Suzuki - Lynx Networks	5	12:04.399	1:51.244	0.662	73.77	2:16.915	4
28	47	E	10 Tim BROWN	R	Suzuki -	5	12:13.961	2:00.806	9.562	72.81	2:22.722	5
29	19		19 Patricia ROBERTS	R	Kawasaki - Mark Jordan	5	12:15.400	2:02.245	1.439	72.66	2:22.695	5
30	166		20 Andrew STENNING	R	Suzuki - AJ Maintenance	5	12:19.359	2:06.204	3.959	72.27	2:24.711	2
31	143		21 Julian ENTICKNAP		Suzuki - Assesstech	5	12:20.503	2:07.348	1.144	72.16	2:22.051	4
32	120		22 Jose TOUCEDA	R	Suzuki - Cell2	5	12:24.462	2:11.307	3.959	71.78	2:23.382	4
33	17		23 Ray PETTY		Kawasaki -	5	12:38.319	2:25.164	13.857	70.47	2:27.930	2
34	58		24 Steve YOUNG		Kawasaki - Cadmatic	5	12:38.614	2:25.459	0.295	70.44	2:26.330	4
35	171		25 Tess BICKERSTAFF	R	Kawasaki -	4	11:26.370	1 Lap	1 Lap	62.28	2:47.800	3

#### NOT CLASSIFIED

DNF	2		Gabrielle BURNE		Suzuki - LS2 Helmets/Ravenol	2	4:51.522	3 Laps	2 Laps	73.32	2:20.821	2
DNF	254	E	Rick WINDAS		Ducati - Desmowerx/254 Medical Regiment	0						
DNF	8	E	Kevin VAN DE WOP		Suzuki -	0						

#### FASTEST LAP

7	E	Dan COUZENS	Suzuki - Team V Speed	5	2:00.175	88.93 mph	143.13 kph
6		Martin COOPER	Tigcraft - Hugh Freeman	4	2:07.258	83.98 mph	135.16 kph

Snetterton 300

Circuit Length = 2.9689 miles

Start: 16:58 Flag 17:08 End: 17:11

Weather / Track : Cloudy / Dry

These results are provisional until the conclusion of any judicial and technical matters.

Clerk Of Course :	Timekeeper :
-------------------	--------------

Results can be found at [www.tsl-timing.com](http://www.tsl-timing.com)

Printed - 17:11 Saturday, 22 June 2013



# BMCRC-MRO Championships 2013 - Snetterton 300 Rnd 5

## BMCRC ThunderbikeUK & Thunderbike Extreme

### RACE 16 - LAP CHART

LAP 1		
NO	BEHIND	LAP TIME

7		2:07.878
177	1.298	2:09.176
9	5.725	2:13.603
34	7.145	2:15.023
6	7.233	2:15.111
44	8.049	2:15.927
15	9.598	2:17.476
93	10.536	2:18.414
91	10.620	2:18.498
20	11.222	2:19.100
77	12.123	2:20.001
43	12.452	2:20.330
61	12.871	2:20.749
94	14.886	2:22.764
18	15.810	2:23.688
80	18.115	2:25.993
11	18.693	2:26.571
81	22.605	2:30.483
2	22.823	2:30.701
5	22.832	2:30.710
33	24.212	2:32.090
54	24.221	2:32.099
70	26.160	2:34.038
42	26.621	2:34.499
79	27.565	2:35.443
166	27.649	2:35.527
41	29.147	2:37.025
47	30.426	2:38.304
127	30.928	2:38.806
19	31.695	2:39.573
17	32.828	2:40.706
143	33.755	2:41.633
120	34.680	2:42.558
74	36.924	2:44.802
58	38.995	2:46.873
171	51.559	2:59.437

LAP 2		
NO	BEHIND	LAP TIME

7		2:02.605
177	1.492	2:02.799
9	12.404	2:09.284
44	13.499	2:08.055
34	14.162	2:09.622
6	14.731	2:10.103
15	16.404	2:09.411
93	16.808	2:08.877
20	17.910	2:09.293
77	19.243	2:09.725
91	19.444	2:11.429
43	20.519	2:10.672
61	21.583	2:11.317
18	29.623	2:16.418
94	30.276	2:17.995
80	31.496	2:15.986
11	32.237	2:16.149
5	39.414	2:19.187
2	41.039	2:20.821
54	42.789	2:21.173
81	43.202	2:23.202
33	44.533	2:22.926
70	44.979	2:21.424

42	45.136	2:21.120
79	45.423	2:20.463
41	47.574	2:21.032
127	48.836	2:20.513
166	49.755	2:24.711
47	51.715	2:23.894
19	52.514	2:23.424
74	54.390	2:20.071
17	58.153	2:27.930
143	58.473	2:27.323
120	59.673	2:27.598
58	1:05.982	2:29.592
171	1:38.765	2:49.811

LAP 3		
NO	BEHIND	LAP TIME

7		2:01.526
177	1.041	2:01.075
9	18.905	2:08.027
44	19.100	2:07.127
34	20.600	2:07.964
6	21.745	2:08.540
93	24.078	2:08.796
15	24.251	2:09.373
20	24.660	2:08.276
77	26.067	2:08.350
91	28.758	2:10.840
43	28.942	2:09.949
61	32.173	2:12.116
18	44.620	2:16.523
80	44.775	2:14.805
94	45.211	2:16.461
11	46.241	2:15.530
5	53.216	2:15.328
81	58.948	2:17.272
79	1:05.376	2:21.479
54	1:05.488	2:24.225
70	1:05.988	2:22.535
42	1:06.410	2:22.800
41	1:06.835	2:20.787
33	1:06.940	2:23.933
127	1:07.227	2:19.917
74	1:13.278	2:20.414
166	1:13.561	2:25.332
19	1:15.369	2:24.381
47	1:15.804	2:25.615
143	1:23.815	2:26.868
120	1:24.689	2:26.542
17	1:26.568	2:29.941
58	1:33.405	2:28.949

LAP 4		
NO	BEHIND	LAP TIME

7		2:00.971
177	0.504	2:00.434
171	1 Lap	2:47.800
44	24.388	2:06.259
9	25.451	2:07.517
34	26.840	2:07.211
6	28.032	2:07.258
20	32.161	2:08.472
15	33.061	2:09.781
77	33.221	2:08.125
93	35.577	2:12.470

91	38.269	2:10.482
43	38.815	2:10.844
61	43.140	2:11.938
80	56.539	2:12.735
18	58.427	2:14.778
94	1:00.150	2:15.910
11	1:02.375	2:17.105
5	1:06.948	2:14.703
81	1:14.361	2:16.384
42	1:23.509	2:18.070
79	1:23.564	2:19.159
127	1:24.954	2:18.698
54	1:27.295	2:22.778
70	1:27.385	2:22.368
41	1:27.714	2:21.850
33	1:28.797	2:22.828
74	1:29.222	2:16.915
47	1:38.259	2:23.426
19	1:39.725	2:25.327
166	1:40.287	2:27.697
143	1:44.895	2:22.051
120	1:47.100	2:23.382
17	1:54.535	2:28.938
58	1:58.764	2:26.330

LAP 5		
NO	BEHIND	LAP TIME

7		2:00.175
177	1.271	2:00.942
44	29.563	2:05.350
9	33.815	2:08.539
34	34.135	2:07.470
6	35.552	2:07.695
20	40.263	2:08.277
77	41.622	2:08.576
93	44.547	2:09.145
15	45.578	2:12.692
91	49.083	2:10.989
43	49.183	2:10.543
61	56.353	2:13.388
80	1:10.236	2:13.872
171	1 Lap	2:49.322
94	1:17.569	2:17.594
11	1:18.398	2:16.198
5	1:22.125	2:15.352
18	1:25.209	2:26.957
81	1:31.833	2:17.647
79	1:39.258	2:15.869
42	1:39.362	2:16.028
127	1:40.759	2:15.980
70	1:49.873	2:22.663
54	1:50.131	2:23.011
41	1:50.540	2:23.001
33	1:50.582	2:21.960
74	1:51.244	2:22.197
47	2:00.806	2:22.722
19	2:02.245	2:22.695
166	2:06.204	2:26.092
143	2:07.348	2:22.628
120	2:11.307	2:24.382
17	2:25.164	2:30.804
58	2:25.459	2:26.870

Weather / Track : Cloudy / Dry

Snetterton 300

Circuit Length = 2.9689 miles

Start: 16:58 Flag 17:08 End: 17:11

# BMCRC-MRO Championships 2013 - Snetterton 300 Rnd 5

## BMCRC ThunderbikeUK & Thunderbike Extreme

### RACE 16 - LAP ANALYSIS

DIFF = Difference To Personal Best Lap

P1 7 Dan COUZENS				
LAP	LAP TIME	DIFF	MPH	TIME OF DAY
1 -	2:07.878	7.703	83.58	17:00:33.880
2 -	2:02.605	2.430	87.17	17:02:36.485
3 -	2:01.526 (3)	1.351	87.94	17:04:38.011
4 -	2:00.971 (2)	0.796	88.35	17:06:38.982
5 -	<b>2:00.175 (1)</b>		<b>88.93</b>	<b>17:08:39.157</b>

P2 177 Steve JORDAN				
LAP	LAP TIME	DIFF	MPH	TIME OF DAY
1 -	2:09.176	8.742	82.74	17:00:35.178
2 -	2:02.799	2.365	87.03	17:02:37.977
3 -	2:01.075 (3)	0.641	88.27	17:04:39.052
4 -	<b>2:00.434 (1)</b>		<b>88.74</b>	<b>17:06:39.486</b>
5 -	2:00.942 (2)	0.508	88.37	17:08:40.428

P3 44 Denzil DAVIES				
LAP	LAP TIME	DIFF	MPH	TIME OF DAY
1 -	2:15.927	10.577	78.63	17:00:41.929
2 -	2:08.055	2.705	83.46	17:02:49.984
3 -	2:07.127 (3)	1.777	84.07	17:04:57.111
4 -	2:06.259 (2)	0.909	84.65	17:07:03.370
5 -	<b>2:05.350 (1)</b>		<b>85.26</b>	<b>17:09:08.720</b>

P4 9 Dan WRIGHT				
LAP	LAP TIME	DIFF	MPH	TIME OF DAY
1 -	2:13.603	6.086	79.99	17:00:39.605
2 -	2:09.284	1.767	82.67	17:02:48.889
3 -	2:08.027 (2)	0.510	83.48	17:04:56.916
4 -	<b>2:07.517 (1)</b>		<b>83.81</b>	<b>17:07:04.433</b>
5 -	2:08.539 (3)	1.022	83.15	17:09:12.972

P5 34 Dan STUART				
LAP	LAP TIME	DIFF	MPH	TIME OF DAY
1 -	2:15.023	7.812	79.15	17:00:41.025
2 -	2:09.622	2.411	82.45	17:02:50.647
3 -	2:07.964 (3)	0.753	83.52	17:04:58.611
4 -	<b>2:07.211 (1)</b>		<b>84.01</b>	<b>17:07:05.822</b>
5 -	2:07.470 (2)	0.259	83.84	17:09:13.292

P6 6 Martin COOPER				
LAP	LAP TIME	DIFF	MPH	TIME OF DAY
1 -	2:15.111	7.853	79.10	17:00:41.113
2 -	2:10.103	2.845	82.15	17:02:51.216
3 -	2:08.540 (3)	1.282	83.14	17:04:59.756
4 -	<b>2:07.258 (1)</b>		<b>83.98</b>	<b>17:07:07.014</b>
5 -	2:07.695 (2)	0.437	83.70	17:09:14.709

P7 20 Adam NELSON				
LAP	LAP TIME	DIFF	MPH	TIME OF DAY
1 -	2:19.100	10.824	76.83	17:00:45.102
2 -	2:09.293	1.017	82.66	17:02:54.395
3 -	<b>2:08.276 (1)</b>		<b>83.32</b>	<b>17:05:02.671</b>
4 -	2:08.472 (3)	0.196	83.19	17:07:11.143
5 -	2:08.277 (2)	0.001	83.32	17:09:19.420

DIFF = Difference To Personal Best Lap

P8 77 David MAY				
LAP	LAP TIME	DIFF	MPH	TIME OF DAY
1 -	2:20.001	11.876	76.34	17:00:46.003
2 -	2:09.725	1.600	82.39	17:02:55.728
3 -	2:08.350 (2)	0.225	83.27	17:05:04.078
4 -	<b>2:08.125 (1)</b>		<b>83.41</b>	<b>17:07:12.203</b>
5 -	2:08.576 (3)	0.451	83.12	17:09:20.779

P9 93 Ben MILLS				
LAP	LAP TIME	DIFF	MPH	TIME OF DAY
1 -	2:18.414	9.618	77.21	17:00:44.416
2 -	2:08.877 (2)	0.081	82.93	17:02:53.293
3 -	<b>2:08.796 (1)</b>		<b>82.98</b>	<b>17:05:02.089</b>
4 -	2:12.470	3.674	80.68	17:07:14.559
5 -	2:09.145 (3)	0.349	82.76	17:09:23.704

P10 15 Adam CROSS				
LAP	LAP TIME	DIFF	MPH	TIME OF DAY
1 -	2:17.476	8.103	77.74	17:00:43.478
2 -	2:09.411 (2)	0.038	82.59	17:02:52.889
3 -	<b>2:09.373 (1)</b>		<b>82.61</b>	<b>17:05:02.262</b>
4 -	2:09.781 (3)	0.408	82.35	17:07:12.043
5 -	2:12.692	3.319	80.54	17:09:24.735

P11 91 Steve PARROTT				
LAP	LAP TIME	DIFF	MPH	TIME OF DAY
1 -	2:18.498	8.016	77.17	17:00:44.500
2 -	2:11.429	0.947	81.32	17:02:55.929
3 -	2:10.840 (2)	0.358	81.68	17:05:06.769
4 -	<b>2:10.482 (1)</b>		<b>81.91</b>	<b>17:07:17.251</b>
5 -	2:10.989 (3)	0.507	81.59	17:09:28.240

P12 43 Colin WALKEY				
LAP	LAP TIME	DIFF	MPH	TIME OF DAY
1 -	2:20.330	10.381	76.16	17:00:46.332
2 -	2:10.672 (3)	0.723	81.79	17:02:57.004
3 -	<b>2:09.949 (1)</b>		<b>82.24</b>	<b>17:05:06.953</b>
4 -	2:10.844	0.895	81.68	17:07:17.797
5 -	2:10.543 (2)	0.594	81.87	17:09:28.340

P13 61 Oliver FOOKS				
LAP	LAP TIME	DIFF	MPH	TIME OF DAY
1 -	2:20.749	9.432	75.93	17:00:46.751
2 -	<b>2:11.317 (1)</b>		<b>81.39</b>	<b>17:02:58.068</b>
3 -	2:12.116 (3)	0.799	80.89	17:05:10.184
4 -	2:11.938 (2)	0.621	81.00	17:07:22.122
5 -	2:13.388	2.071	80.12	17:09:35.510

P14 80 Grant NEWSTEAD				
LAP	LAP TIME	DIFF	MPH	TIME OF DAY
1 -	2:25.993	13.258	73.20	17:00:51.995
2 -	2:15.986	3.251	78.59	17:03:07.981
3 -	2:14.805 (3)	2.070	79.28	17:05:22.786
4 -	<b>2:12.735 (1)</b>		<b>80.52</b>	<b>17:07:35.521</b>
5 -	2:13.872 (2)	1.137	79.83	17:09:49.393

Weather / Track : Cloudy / Dry

Snetterton 300  
Circuit Length = 2.9689 miles  
Start: 16:58 Flag 17:08 End: 17:11

# BMCRC-MRO Championships 2013 - Snetterton 300 Rnd 5

## BMCRC ThunderbikeUK & Thunderbike Extreme

### RACE 16 - LAP ANALYSIS

DIFF = Difference To Personal Best Lap

P15 94 Matthew HORLER				
LAP	LAP TIME	DIFF	MPH	TIME OF DAY
1 -	2:22.764	6.854	74.86	17:00:48.766
2 -	2:17.995	2.085	77.45	17:03:06.761
3 -	2:16.461 (2)	0.551	78.32	17:05:23.222
4 -	<b>2:15.910 (1)</b>		<b>78.64</b>	<b>17:07:39.132</b>
5 -	2:17.594 (3)	1.684	77.67	17:09:56.726

P16 11 George LAWSON				
LAP	LAP TIME	DIFF	MPH	TIME OF DAY
1 -	2:26.571	11.041	72.92	17:00:52.573
2 -	2:16.149 (2)	0.619	78.50	17:03:08.722
3 -	<b>2:15.530 (1)</b>		<b>78.86</b>	<b>17:05:24.252</b>
4 -	2:17.105	1.575	77.95	17:07:41.357
5 -	2:16.198 (3)	0.668	78.47	17:09:57.555

P17 5 Nick BISHOP				
LAP	LAP TIME	DIFF	MPH	TIME OF DAY
1 -	2:30.710	16.007	70.91	17:00:56.712
2 -	2:19.187	4.484	76.78	17:03:15.899
3 -	2:15.328 (2)	0.625	78.97	17:05:31.227
4 -	<b>2:14.703 (1)</b>		<b>79.34</b>	<b>17:07:45.930</b>
5 -	2:15.352 (3)	0.649	78.96	17:10:01.282

P18 18 Gerrard SPEAR				
LAP	LAP TIME	DIFF	MPH	TIME OF DAY
1 -	2:23.688	8.910	74.38	17:00:49.690
2 -	2:16.418 (2)	1.640	78.34	17:03:06.108
3 -	2:16.523 (3)	1.745	78.28	17:05:22.631
4 -	<b>2:14.778 (1)</b>		<b>79.30</b>	<b>17:07:37.409</b>
5 -	2:26.957	12.179	72.72	17:10:04.366

P19 81 Malvern MAY				
LAP	LAP TIME	DIFF	MPH	TIME OF DAY
1 -	2:30.483	14.099	71.02	17:00:56.485
2 -	2:23.202	6.818	74.63	17:03:19.687
3 -	2:17.272 (2)	0.888	77.86	17:05:36.959
4 -	<b>2:16.384 (1)</b>		<b>78.36</b>	<b>17:07:53.343</b>
5 -	2:17.647 (3)	1.263	77.64	17:10:10.990

P20 79 Chris TAYLOR				
LAP	LAP TIME	DIFF	MPH	TIME OF DAY
1 -	2:35.443	19.574	68.75	17:01:01.445
2 -	2:20.463 (3)	4.594	76.09	17:03:21.908
3 -	2:21.479	5.610	75.54	17:05:43.387
4 -	2:19.159 (2)	3.290	76.80	17:08:02.546
5 -	<b>2:15.869 (1)</b>		<b>78.66</b>	<b>17:10:18.415</b>

P21 42 James HOBSON				
LAP	LAP TIME	DIFF	MPH	TIME OF DAY
1 -	2:34.499	18.471	69.17	17:01:00.501
2 -	2:21.120 (3)	5.092	75.73	17:03:21.621
3 -	2:22.800	6.772	74.84	17:05:44.421
4 -	2:18.070 (2)	2.042	77.41	17:08:02.491
5 -	<b>2:16.028 (1)</b>		<b>78.57</b>	<b>17:10:18.519</b>

DIFF = Difference To Personal Best Lap

P22 127 Sean MACOY				
LAP	LAP TIME	DIFF	MPH	TIME OF DAY
1 -	2:38.806	22.826	67.30	17:01:04.808
2 -	2:20.513	4.533	76.06	17:03:25.321
3 -	2:19.917 (3)	3.937	76.38	17:05:45.238
4 -	2:18.698 (2)	2.718	77.06	17:08:03.936
5 -	<b>2:15.980 (1)</b>		<b>78.60</b>	<b>17:10:19.916</b>

P23 70 Peter THORNTON				
LAP	LAP TIME	DIFF	MPH	TIME OF DAY
1 -	2:34.038	12.614	69.38	17:01:00.040
2 -	<b>2:21.424 (1)</b>		<b>75.57</b>	<b>17:03:21.464</b>
3 -	2:22.535 (3)	1.111	74.98	17:05:43.999
4 -	2:22.368 (2)	0.944	75.07	17:08:06.367
5 -	2:22.663	1.239	74.91	17:10:29.030

P24 54 Paul FULLICK				
LAP	LAP TIME	DIFF	MPH	TIME OF DAY
1 -	2:32.099	10.926	70.27	17:00:58.101
2 -	<b>2:21.173 (1)</b>		<b>75.70</b>	<b>17:03:19.274</b>
3 -	2:24.225	3.052	74.10	17:05:43.499
4 -	2:22.778 (2)	1.605	74.85	17:08:06.277
5 -	2:23.011 (3)	1.838	74.73	17:10:29.288

P25 41 Dave COURT				
LAP	LAP TIME	DIFF	MPH	TIME OF DAY
1 -	2:37.025	16.238	68.06	17:01:03.027
2 -	2:21.032 (2)	0.245	75.78	17:03:24.059
3 -	<b>2:20.787 (1)</b>		<b>75.91</b>	<b>17:05:44.846</b>
4 -	2:21.850 (3)	1.063	75.34	17:08:06.696
5 -	2:23.001	2.214	74.74	17:10:29.697

P26 33 Jack RUSSELL				
LAP	LAP TIME	DIFF	MPH	TIME OF DAY
1 -	2:32.090	10.130	70.27	17:00:58.092
2 -	2:22.926 (3)	0.966	74.78	17:03:21.018
3 -	2:23.933	1.973	74.25	17:05:44.951
4 -	2:22.828 (2)	0.868	74.83	17:08:07.779
5 -	<b>2:21.960 (1)</b>		<b>75.28</b>	<b>17:10:29.739</b>

P27 74 Mark HAZELGROVE				
LAP	LAP TIME	DIFF	MPH	TIME OF DAY
1 -	2:44.802	27.887	64.85	17:01:10.804
2 -	2:20.071 (2)	3.156	76.30	17:03:30.875
3 -	2:20.414 (3)	3.499	76.11	17:05:51.289
4 -	<b>2:16.915 (1)</b>		<b>78.06</b>	<b>17:08:08.204</b>
5 -	2:22.197	5.282	75.16	17:10:30.401

P28 47 Tim BROWN				
LAP	LAP TIME	DIFF	MPH	TIME OF DAY
1 -	2:38.304	15.582	67.51	17:01:04.306
2 -	2:23.894 (3)	1.172	74.27	17:03:28.200
3 -	2:25.615	2.893	73.39	17:05:53.815
4 -	2:23.426 (2)	0.704	74.51	17:08:17.241
5 -	<b>2:22.722 (1)</b>		<b>74.88</b>	<b>17:10:39.963</b>

Weather / Track : Cloudy / Dry

Snetterton 300  
Circuit Length = 2.9689 miles  
Start: 16:58 Flag 17:08 End: 17:11

# BMCRC-MRO Championships 2013 - Snetterton 300 Rnd 5

## BMCRC ThunderbikeUK & Thunderbike Extreme

### RACE 16 - LAP ANALYSIS

DIFF = Difference To Personal Best Lap

<b>P29 19 Patricia ROBERTS</b>				
LAP	LAP TIME	DIFF	MPH	TIME OF DAY
1 -	2:39.573	16.878	66.97	17:01:05.575
2 -	2:23.424 (2)	0.729	74.52	17:03:28.999
3 -	2:24.381 (3)	1.686	74.02	17:05:53.380
4 -	2:25.327	2.632	73.54	17:08:18.707
5 -	<b>2:22.695 (1)</b>		<b>74.90</b>	<b>17:10:41.402</b>

<b>P30 166 Andrew STENNING</b>				
LAP	LAP TIME	DIFF	MPH	TIME OF DAY
1 -	2:35.527	10.816	68.72	17:01:01.529
2 -	<b>2:24.711 (1)</b>		<b>73.85</b>	<b>17:03:26.240</b>
3 -	2:25.332 (2)	0.621	73.54	17:05:51.572
4 -	2:27.697	2.986	72.36	17:08:19.269
5 -	2:26.092 (3)	1.381	73.15	17:10:45.361

<b>P31 143 Julian ENTICKNAP</b>				
LAP	LAP TIME	DIFF	MPH	TIME OF DAY
1 -	2:41.633	19.582	66.12	17:01:07.635
2 -	2:27.323	5.272	72.54	17:03:34.958
3 -	2:26.868 (3)	4.817	72.77	17:06:01.826
4 -	<b>2:22.051 (1)</b>		<b>75.24</b>	<b>17:08:23.877</b>
5 -	2:22.628 (2)	0.577	74.93	17:10:46.505

<b>P32 120 Jose TOUCEDA</b>				
LAP	LAP TIME	DIFF	MPH	TIME OF DAY
1 -	2:42.558	19.176	65.74	17:01:08.560
2 -	2:27.598	4.216	72.41	17:03:36.158
3 -	2:26.542 (3)	3.160	72.93	17:06:02.700
4 -	<b>2:23.382 (1)</b>		<b>74.54</b>	<b>17:08:26.082</b>
5 -	2:24.382 (2)	1.000	74.02	17:10:50.464

<b>P33 17 Ray PETTY</b>				
LAP	LAP TIME	DIFF	MPH	TIME OF DAY
1 -	2:40.706	12.776	66.50	17:01:06.708
2 -	<b>2:27.930 (1)</b>		<b>72.25</b>	<b>17:03:34.638</b>
3 -	2:29.941 (3)	2.011	71.28	17:06:04.579
4 -	2:28.938 (2)	1.008	71.76	17:08:33.517
5 -	2:30.804	2.874	70.87	17:11:04.321

<b>P34 58 Steve YOUNG</b>				
LAP	LAP TIME	DIFF	MPH	TIME OF DAY
1 -	2:46.873	20.543	64.04	17:01:12.875
2 -	2:29.592	3.262	71.44	17:03:42.467
3 -	2:28.949 (3)	2.619	71.75	17:06:11.416
4 -	<b>2:26.330 (1)</b>		<b>73.04</b>	<b>17:08:37.746</b>
5 -	2:26.870 (2)	0.540	72.77	17:11:04.616

<b>P35 171 Tess BICKERSTAFF</b>				
LAP	LAP TIME	DIFF	MPH	TIME OF DAY
1 -	2:59.437	11.637	59.56	17:01:25.439
2 -	2:49.811 (3)	2.011	62.94	17:04:15.250
3 -	<b>2:47.800 (1)</b>		<b>63.69</b>	<b>17:07:03.050</b>
4 -	2:49.322 (2)	1.522	63.12	17:09:52.372

<b>P36 2 Gabrielle BURNE</b>				
LAP	LAP TIME	DIFF	MPH	TIME OF DAY

DIFF = Difference To Personal Best Lap

1 -	2:30.701 (2)	9.880	70.92	17:00:56.703
2 -	<b>2:20.821 (1)</b>		<b>75.89</b>	<b>17:03:17.524</b>


Weather / Track : Cloudy / Dry



# BMCRC-MRO Championships 2013 - Snetterton 300 Rnd 5

## BMCRC ThunderbikeUK & Thunderbike Extreme

### RACE 7 - GRID

ROW 10				38   8 Kevin VAN DE WORP		37   254 Rick WINDAS			
ROW 9		36   2 Gabrielle BURNE		35   171 Tess BICKERSTAFF		34   58 Steve YOUNG		33   17 Ray PETTY	
ROW 8		32   120 Jose TOUCEDA		31   143 Julian ENTICKNAP		30   166 Andrew STENNING		29   19 Patricia ROBERTS	
ROW 7			28   47 Tim BROWN		27   74 Mark HAZELGROVE		26   33 Jack RUSSELL		25   41 Dave COURT
ROW 6		24   54 Paul FULLICK		23   70 Peter THORNTON		22   127 Sean MACOY		21   42 James HOBSON	
ROW 5			20   79 Chris TAYLOR		19   81 Malvern MAY		18   18 Gerrard SPEAR		17   5 Nick BISHOP
ROW 4		16   11 George LAWSON		15   94 Matthew HORLER		14   80 Grant NEWSTEAD		13   61 Oliver FOOKS	
ROW 3			12   43 Colin WALKEY		11   91 Steve PARROTT		10   15 Adam CROSS		9   93 Ben MILLS
ROW 2		8   77 David MAY		7   20 Adam NELSON		6   6 Martin COOPER		5   34 Dan STUART	
ROW 1			4   9 Dan WRIGHT		3   44 Denzil DAVIES		2   177 Steve JORDAN		1   7 Dan COUZENS
<b>Pole</b>									
									

Snetterton 300  
Circuit Length = 2.9689 miles

These results are provisional until the conclusion of any judicial and technical matters.

Clerk Of Course :		Timekeeper :	
-------------------	--	--------------	--

Results can be found at [www.tsl-timing.com](http://www.tsl-timing.com)

Printed - 17:14 Saturday, 22 June 2013



# BMCRC-MRO Championships 2013 - Snetterton 300 Rnd 5

## BMCRC ThunderbikeUK & Thunderbike Extreme

### RACE 7 - CLASSIFICATION

POS	NO	CL	PIC NAME	R	ENTRY	LAPS	TIME	GAP	DIFF	MPH	BEST	ON
1	9	E	1 Dan WRIGHT		Suzuki -	3	6:37.842			80.59	2:09.568	2
2	44	E	2 Denzil DAVIES		Yamaha -	3	6:42.068	4.226	4.226	79.74	2:09.584	2
3	20		1 Adam NELSON		Ducati - Desmowerx	3	6:49.114	11.272	7.046	78.37	2:11.529	2
4	77		2 David MAY		Ducati - STS	3	6:57.118	19.276	8.004	76.87	2:16.257	2
5	61		3 Oliver FOOKS		Ducati - ELP Racing	3	6:57.364	19.522	0.246	76.82	2:15.882	2
6	91		4 Steve PARROTT		Tigcraft - Stoneways Insurance	3	7:03.334	25.492	5.970	75.74	2:17.740	2
7	15		5 Adam CROSS		Suzuki - G C Haulage	3	7:11.159	33.317	7.825	74.36	2:20.902	2
8	93	E	3 Ben MILLS		Yamaha - Mills Racing Team	3	7:12.712	34.870	1.553	74.10	2:21.305	2
9	80		6 Grant NEWSTEAD	R	Honda - Tinklers M/C's	3	7:14.749	36.907	2.037	73.75	2:20.511	2
10	5	E	4 Nick BISHOP	R	Suzuki -	3	7:18.246	40.404	3.497	73.16	2:20.275	2
11	18		7 Gerrard SPEAR		Suzuki - Team V Speed	3	7:19.377	41.535	1.131	72.97	2:22.540	2
12	11		8 George LAWSON		Suzuki -	3	7:19.923	42.081	0.546	72.88	2:21.498	2
13	94	E	5 Matthew HORLER	R	Kawasaki -	3	7:24.120	46.278	4.197	72.19	2:23.801	2
14	81		9 Malvern MAY		Honda -	3	7:24.661	46.819	0.541	72.10	2:23.369	3
15	54	E	6 Paul FULLICK	R	Yamaha -	3	7:29.172	51.330	4.511	71.38	2:26.477	2
16	127		10 Sean MACOY		Ducati -	3	7:30.128	52.286	0.956	71.23	2:25.384	2
17	42		11 James HOBSON		Honda -	3	7:34.425	56.583	4.297	70.56	2:22.380	2
18	70		12 Peter THORNTON		Yamaha - Cadmatic	3	7:37.421	59.579	2.996	70.09	2:26.704	2
19	41		13 Dave COURT		Kawasaki -	3	7:37.729	59.887	0.308	70.05	2:25.880	3
20	254	E	7 Rick WINDAS		Ducati - Desmowerx/254 Medical Regiment	3	7:40.798	1:02.956	3.069	69.58	2:27.280	2
21	166		14 Andrew STENNING	R	Suzuki - AJ Maintenance	3	7:42.854	1:05.012	2.056	69.27	2:30.110	2
22	19		15 Patricia ROBERTS	R	Kawasaki - Mark Jordan	3	7:44.633	1:06.791	1.779	69.00	2:30.481	2
23	79		16 Chris TAYLOR		Honda - Elevator	3	7:52.887	1:15.045	8.254	67.80	2:27.208	2
24	52		17 Gary JARMAN		Kawasaki -	3	7:56.683	1:18.841	3.796	67.26	2:34.304	2
25	17		18 Ray PETTY		Kawasaki -	3	7:58.217	1:20.375	1.534	67.04	2:33.611	2
26	47	E	8 Tim BROWN	R	Suzuki -	3	8:05.790	1:27.948	7.573	66.00	2:35.846	2

#### NOT CLASSIFIED

DNF	7	E	Dan COUZENS		Suzuki - Team V Speed	3	6:57.041	19.199		76.88	2:09.801	2
DNF	6		Martin COOPER		Tigcraft - Hugh Freeman	2	4:35.128	1 Lap	1 Lap	77.69	2:13.749	2
DNF	43		Colin WALKEY		Kawasaki - ELP Racing	2	4:49.700	1 Lap	14.572	73.78	2:19.876	2
DNF	33		Jack RUSSELL		Suzuki - Triple C Auto Body	2	5:04.480	1 Lap	14.780	70.20	2:27.079	2
DNF	143		Julian ENTICKNAP		Suzuki - Assesstech	1	2:43.624	2 Laps	1 Lap	65.32	2:43.624	1
DNF	34	E	Dan STUART	R	Yamaha - www.firstbusinessgroup.co.uk	0						
DNF	2		Gabrielle BURNE		Suzuki - LS2 Helmets/Ravenol	0						
DNF	8	E	Kevin VAN DE WORP		Suzuki -	0						
DNF	177	E	Steve JORDAN		Ducati - Steve Jordan M/C	0						
DNF	74		Mark HAZELGROVE		Suzuki - Lynx Networks	0						

#### FASTEST LAP

9	E	Dan WRIGHT	Suzuki -	2	2:09.568	82.49 mph	132.75 kph
20		Adam NELSON	Ducati - Desmowerx	2	2:11.529	81.26 mph	130.77 kph

Race stopped

Snetterton 300

Circuit Length = 2.9689 miles

Start: 12:44 Flag 12:51 End: 12:54

Weather / Track : Cloudy / Drying

These results are provisional until the conclusion of any judicial and technical matters.

Clerk Of Course :	Timekeeper :
-------------------	--------------

Results can be found at [www.tsl-timing.com](http://www.tsl-timing.com)

Printed - 12:59 Sunday, 23 June 2013



# BMCRC-MRO Championships 2013 - Snetterton 300 Rnd 5

## BMCRC ThunderbikeUK & Thunderbike Extreme

### RACE 7 - LAP CHART

LAP 1		
NO	BEHIND	LAP TIME

17 53.436 2:33.611  
52 53.518 2:34.304

9		2:18.458
44	0.208	2:18.666
6	2.921	2:21.379
77	4.952	2:23.410
20	6.778	2:25.236
61	6.976	2:25.434
91	7.860	2:26.318
93	9.151	2:27.609
15	10.215	2:28.673
80	10.979	2:29.437
43	11.366	2:29.824
18	14.483	2:32.941
7	15.354	2:33.812
94	15.728	2:34.186
54	16.369	2:34.827
5	16.661	2:35.119
11	17.614	2:36.072
81	17.664	2:36.122
127	18.654	2:37.112
33	18.943	2:37.401
70	22.278	2:40.736
166	22.642	2:41.100
19	23.293	2:41.751
254	24.234	2:42.692
143	25.166	2:43.624
41	25.211	2:43.669
47	25.320	2:43.778
52	28.782	2:47.240
17	29.393	2:47.851
42	31.181	2:49.639
79	34.075	2:52.533

LAP 3		
NO	BEHIND	LAP TIME

9 2:09.816  
44 4.226 2:13.818  
20 11.272 2:12.349  
7 19.199 2:13.428  
77 19.276 2:17.451  
61 19.522 2:16.048  
91 25.492 2:19.276  
15 33.317 2:21.584  
93 34.870 2:23.798  
80 36.907 2:24.801  
5 40.404 2:22.852  
18 41.535 2:23.896  
11 42.081 2:22.353  
94 46.278 2:26.133  
81 46.819 2:23.369  
54 51.330 2:27.868  
127 52.286 2:27.632  
42 56.583 2:22.406  
70 59.579 2:29.981  
41 59.887 2:25.880  
254 1:02.956 2:30.826  
166 1:05.012 2:31.644  
19 1:06.791 2:32.401  
79 1:15.045 2:33.146  
52 1:18.841 2:35.139  
17 1:20.375 2:36.755  
47 1:27.948 2:46.166

LAP 2		
NO	BEHIND	LAP TIME

9		2:09.568
44	0.224	2:09.584
6	7.102	2:13.749
20	8.739	2:11.529
77	11.641	2:16.257
61	13.290	2:15.882
7	15.587	2:09.801
91	16.032	2:17.740
93	20.888	2:21.305
15	21.549	2:20.902
43	21.674	2:19.876
80	21.922	2:20.511
5	27.368	2:20.275
18	27.455	2:22.540
11	29.544	2:21.498
94	29.961	2:23.801
81	33.266	2:25.170
54	33.278	2:26.477
127	34.470	2:25.384
33	36.454	2:27.079
70	39.414	2:26.704
254	41.946	2:27.280
166	43.184	2:30.110
41	43.823	2:28.180
42	43.993	2:22.380
19	44.206	2:30.481
47	51.598	2:35.846
79	51.715	2:27.208

Weather / Track : Cloudy / Drying

Results can be found at [www.tsl-timing.com](http://www.tsl-timing.com)

Snetterton 300  
Circuit Length = 2.9689 miles  
Start: 12:44 Flag 12:51 End: 12:54

Printed - 13:01 Sunday, 23 June 2013

# BMCRC-MRO Championships 2013 - Snetterton 300 Rnd 5

## BMCRC ThunderbikeUK & Thunderbike Extreme

### RACE 7 - LAP ANALYSIS

DIFF = Difference To Personal Best Lap

<b>P1 9 Dan WRIGHT</b>				
LAP	LAP TIME	DIFF	MPH	TIME OF DAY
1 -	2:18.458 (3)	8.890	77.19	12:46:44.139
2 -	<b>2:09.568 (1)</b>		<b>82.49</b>	<b>12:48:53.707</b>
3 -	2:09.816 (2)	0.248	82.33	12:51:03.523

<b>P2 44 Denzil DAVIES</b>				
LAP	LAP TIME	DIFF	MPH	TIME OF DAY
1 -	2:18.666 (3)	9.082	77.07	12:46:44.347
2 -	<b>2:09.584 (1)</b>		<b>82.47</b>	<b>12:48:53.931</b>
3 -	2:13.818 (2)	4.234	79.87	12:51:07.749

<b>P3 20 Adam NELSON</b>				
LAP	LAP TIME	DIFF	MPH	TIME OF DAY
1 -	2:25.236 (3)	13.707	73.59	12:46:50.917
2 -	<b>2:11.529 (1)</b>		<b>81.26</b>	<b>12:49:02.446</b>
3 -	2:12.349 (2)	0.820	80.75	12:51:14.795

<b>P4 77 David MAY</b>				
LAP	LAP TIME	DIFF	MPH	TIME OF DAY
1 -	2:23.410 (3)	7.153	74.52	12:46:49.091
2 -	<b>2:16.257 (1)</b>		<b>78.44</b>	<b>12:49:05.348</b>
3 -	2:17.451 (2)	1.194	77.75	12:51:22.799

<b>P5 61 Oliver FOOKS</b>				
LAP	LAP TIME	DIFF	MPH	TIME OF DAY
1 -	2:25.434 (3)	9.552	73.49	12:46:51.115
2 -	<b>2:15.882 (1)</b>		<b>78.65</b>	<b>12:49:06.997</b>
3 -	2:16.048 (2)	0.166	78.56	12:51:23.045

<b>P6 91 Steve PARROTT</b>				
LAP	LAP TIME	DIFF	MPH	TIME OF DAY
1 -	2:26.318 (3)	8.578	73.04	12:46:51.999
2 -	<b>2:17.740 (1)</b>		<b>77.59</b>	<b>12:49:09.739</b>
3 -	2:19.276 (2)	1.536	76.74	12:51:29.015

<b>P7 15 Adam CROSS</b>				
LAP	LAP TIME	DIFF	MPH	TIME OF DAY
1 -	2:28.673 (3)	7.771	71.88	12:46:54.354
2 -	<b>2:20.902 (1)</b>		<b>75.85</b>	<b>12:49:15.256</b>
3 -	2:21.584 (2)	0.682	75.48	12:51:36.840

<b>P8 93 Ben MILLS</b>				
LAP	LAP TIME	DIFF	MPH	TIME OF DAY
1 -	2:27.609 (3)	6.304	72.40	12:46:53.290
2 -	<b>2:21.305 (1)</b>		<b>75.63</b>	<b>12:49:14.595</b>
3 -	2:23.798 (2)	2.493	74.32	12:51:38.393

<b>P9 80 Grant NEWSTEAD</b>				
LAP	LAP TIME	DIFF	MPH	TIME OF DAY
1 -	2:29.437 (3)	8.926	71.52	12:46:55.118
2 -	<b>2:20.511 (1)</b>		<b>76.06</b>	<b>12:49:15.629</b>
3 -	2:24.801 (2)	4.290	73.81	12:51:40.430

DIFF = Difference To Personal Best Lap

<b>P10 5 Nick BISHOP</b>				
LAP	LAP TIME	DIFF	MPH	TIME OF DAY
1 -	2:35.119 (3)	14.844	68.90	12:47:00.800
2 -	<b>2:20.275 (1)</b>		<b>76.19</b>	<b>12:49:21.075</b>
3 -	2:22.852 (2)	2.577	74.81	12:51:43.927

<b>P11 18 Gerrard SPEAR</b>				
LAP	LAP TIME	DIFF	MPH	TIME OF DAY
1 -	2:32.941 (3)	10.401	69.88	12:46:58.622
2 -	<b>2:22.540 (1)</b>		<b>74.98</b>	<b>12:49:21.162</b>
3 -	2:23.896 (2)	1.356	74.27	12:51:45.058

<b>P12 11 George LAWSON</b>				
LAP	LAP TIME	DIFF	MPH	TIME OF DAY
1 -	2:36.072 (3)	14.574	68.48	12:47:01.753
2 -	<b>2:21.498 (1)</b>		<b>75.53</b>	<b>12:49:23.251</b>
3 -	2:22.353 (2)	0.855	75.08	12:51:45.604

<b>P13 94 Matthew HORLER</b>				
LAP	LAP TIME	DIFF	MPH	TIME OF DAY
1 -	2:34.186 (3)	10.385	69.31	12:46:59.867
2 -	<b>2:23.801 (1)</b>		<b>74.32</b>	<b>12:49:23.668</b>
3 -	2:26.133 (2)	2.332	73.13	12:51:49.801

<b>P14 81 Malvern MAY</b>				
LAP	LAP TIME	DIFF	MPH	TIME OF DAY
1 -	2:36.122 (3)	12.753	68.45	12:47:01.803
2 -	2:25.170 (2)	1.801	73.62	12:49:26.973
3 -	<b>2:23.369 (1)</b>		<b>74.54</b>	<b>12:51:50.342</b>

<b>P15 54 Paul FULLICK</b>				
LAP	LAP TIME	DIFF	MPH	TIME OF DAY
1 -	2:34.827 (3)	8.350	69.03	12:47:00.508
2 -	<b>2:26.477 (1)</b>		<b>72.96</b>	<b>12:49:26.985</b>
3 -	2:27.868 (2)	1.391	72.28	12:51:54.853

<b>P16 127 Sean MACOY</b>				
LAP	LAP TIME	DIFF	MPH	TIME OF DAY
1 -	2:37.112 (3)	11.728	68.02	12:47:02.793
2 -	<b>2:25.384 (1)</b>		<b>73.51</b>	<b>12:49:28.177</b>
3 -	2:27.632 (2)	2.248	72.39	12:51:55.809

<b>P17 42 James HOBSON</b>				
LAP	LAP TIME	DIFF	MPH	TIME OF DAY
1 -	2:49.639 (3)	27.259	63.00	12:47:15.320
2 -	<b>2:22.380 (1)</b>		<b>75.06</b>	<b>12:49:37.700</b>
3 -	2:22.406 (2)	0.026	75.05	12:52:00.106

<b>P18 70 Peter THORNTON</b>				
LAP	LAP TIME	DIFF	MPH	TIME OF DAY
1 -	2:40.736 (3)	14.032	66.49	12:47:06.417
2 -	<b>2:26.704 (1)</b>		<b>72.85</b>	<b>12:49:33.121</b>
3 -	2:29.981 (2)	3.277	71.26	12:52:03.102

Weather / Track : Cloudy / Drying

# BMCRC-MRO Championships 2013 - Snetterton 300 Rnd 5

## BMCRC ThunderbikeUK & Thunderbike Extreme

### RACE 7 - LAP ANALYSIS

DIFF = Difference To Personal Best Lap

<b>P19 41 Dave COURT</b>				
LAP	LAP TIME	DIFF	MPH	TIME OF DAY
1 -	2:43.669 (3)	17.789	65.30	12:47:09.350
2 -	2:28.180 (2)	2.300	72.12	12:49:37.530
3 -	<b>2:25.880 (1)</b>		<b>73.26</b>	<b>12:52:03.410</b>

<b>P20 254 Rick WINDAS</b>				
LAP	LAP TIME	DIFF	MPH	TIME OF DAY
1 -	2:42.692 (3)	15.412	65.69	12:47:08.373
2 -	<b>2:27.280 (1)</b>		<b>72.56</b>	<b>12:49:35.653</b>
3 -	2:30.826 (2)	3.546	70.86	12:52:06.479

<b>P21 166 Andrew STENNING</b>				
LAP	LAP TIME	DIFF	MPH	TIME OF DAY
1 -	2:41.100 (3)	10.990	66.34	12:47:06.781
2 -	<b>2:30.110 (1)</b>		<b>71.20</b>	<b>12:49:36.891</b>
3 -	2:31.644 (2)	1.534	70.48	12:52:08.535

<b>P22 19 Patricia ROBERTS</b>				
LAP	LAP TIME	DIFF	MPH	TIME OF DAY
1 -	2:41.751 (3)	11.270	66.07	12:47:07.432
2 -	<b>2:30.481 (1)</b>		<b>71.02</b>	<b>12:49:37.913</b>
3 -	2:32.401 (2)	1.920	70.13	12:52:10.314

<b>P23 79 Chris TAYLOR</b>				
LAP	LAP TIME	DIFF	MPH	TIME OF DAY
1 -	2:52.533 (3)	25.325	61.94	12:47:18.214
2 -	<b>2:27.208 (1)</b>		<b>72.60</b>	<b>12:49:45.422</b>
3 -	2:33.146 (2)	5.938	69.79	12:52:18.568

<b>P24 52 Gary JARMAN</b>				
LAP	LAP TIME	DIFF	MPH	TIME OF DAY
1 -	2:47.240 (3)	12.936	63.90	12:47:12.921
2 -	<b>2:34.304 (1)</b>		<b>69.26</b>	<b>12:49:47.225</b>
3 -	2:35.139 (2)	0.835	68.89	12:52:22.364

<b>P25 17 Ray PETTY</b>				
LAP	LAP TIME	DIFF	MPH	TIME OF DAY
1 -	2:47.851 (3)	14.240	63.67	12:47:13.532
2 -	<b>2:33.611 (1)</b>		<b>69.57</b>	<b>12:49:47.143</b>
3 -	2:36.755 (2)	3.144	68.18	12:52:23.898

<b>P26 47 Tim BROWN</b>				
LAP	LAP TIME	DIFF	MPH	TIME OF DAY
1 -	2:43.778 (2)	7.932	65.25	12:47:09.459
2 -	<b>2:35.846 (1)</b>		<b>68.58</b>	<b>12:49:45.305</b>
3 -	2:46.166 (3)	10.320	64.32	12:52:31.471

<b>P27 7 Dan COUZENS</b>				
LAP	LAP TIME	DIFF	MPH	TIME OF DAY
1 -	2:33.812 (3)	24.011	69.48	12:46:59.493
2 -	<b>2:09.801 (1)</b>		<b>82.34</b>	<b>12:49:09.294</b>
3 -	2:13.428 (2)	3.627	80.10	12:51:22.722

DIFF = Difference To Personal Best Lap

<b>P28 6 Martin COOPER</b>				
LAP	LAP TIME	DIFF	MPH	TIME OF DAY
1 -	2:21.379 (2)	7.630	75.59	12:46:47.060
2 -	<b>2:13.749 (1)</b>		<b>79.91</b>	<b>12:49:00.809</b>

<b>P29 43 Colin WALKEY</b>				
LAP	LAP TIME	DIFF	MPH	TIME OF DAY
1 -	2:29.824 (2)	9.948	71.33	12:46:55.505
2 -	<b>2:19.876 (1)</b>		<b>76.41</b>	<b>12:49:15.381</b>


<b>P30 33 Jack RUSSELL</b>				
LAP	LAP TIME	DIFF	MPH	TIME OF DAY
1 -	2:37.401 (2)	10.322	67.90	12:47:03.082
2 -	<b>2:27.079 (1)</b>		<b>72.66</b>	<b>12:49:30.161</b>

<b>P31 143 Julian ENTICKNAP</b>				
LAP	LAP TIME	DIFF	MPH	TIME OF DAY
1 -	<b>2:43.624 (1)</b>		<b>65.32</b>	<b>12:47:09.305</b>

# BMCRC-MRO Championships 2013 - Snetterton 300 Rnd 5

## BMCRC ThunderbikeUK & Thunderbike Extreme

### RACE 18 - GRID

ROW 9	36   74 Mark HAZELGROVE	35   177 Steve JORDAN	34   8 Kevin VAN DE WORP	33   2 Gabrielle BURNE
ROW 8	32   34 Dan STUART	31   143 Julian ENTICKNAP	30   33 Jack RUSSELL	29   43 Colin WALKEY
ROW 7	28   6 Martin COOPER	27   7 Dan COUZENS	26   47 Tim BROWN	25   17 Ray PETTY
ROW 6	24   52 Gary JARMAN	23   79 Chris TAYLOR	22   19 Patricia ROBERTS	21   166 Andrew STENNING
ROW 5	20   254 Rick WINDAS	19   41 Dave COURT	18   70 Peter THORNTON	17   42 James HOBSON
ROW 4	16   127 Sean MACOY	15   54 Paul FULLICK	14   81 Malvern MAY	13   94 Matthew HORLER
ROW 3	12   11 George LAWSON	11   18 Gerrard SPEAR	10   5 Nick BISHOP	9   80 Grant NEWSTEAD
ROW 2	8   93 Ben MILLS	7   15 Adam CROSS	6   91 Steve PARROTT	5   61 Oliver FOOKS
ROW 1	4   77 David MAY	3   20 Adam NELSON	2   44 Denzil DAVIES	1   9 Dan WRIGHT
	<b>Pole</b>			
				

Snetterton 300  
Circuit Length = 2.9689 miles

**These results are provisional until the conclusion of any judicial and technical matters.**

Clerk Of Course :		Timekeeper :
-------------------	--	--------------

Results can be found at [www.tsl-timing.com](http://www.tsl-timing.com)

Printed - 13:03 Sunday, 23 June 2013



# BMCRC-MRO Championships 2013 - Snetterton 300 Rnd 5

## BMCRC ThunderbikeUK & Thunderbike Extreme

### RACE 18 - CLASSIFICATION

POS	NO	CL	PIC NAME	R	ENTRY	LAPS	TIME	GAP	DIFF	MPH	BEST	ON
1	7	E	1 Dan COUZENS		Suzuki - Team V Speed	5	10:24.177			85.61	<b>2:02.315</b>	2
2	177	E	2 Steve JORDAN		Ducati - Steve Jordan M/C	5	10:30.974	<b>6.797</b>	6.797	84.69	<b>2:03.294</b>	4
3	44	E	3 Denzil DAVIES		Yamaha -	5	10:39.098	<b>14.921</b>	8.124	83.61	<b>2:04.771</b>	5
4	9	E	4 Dan WRIGHT		Suzuki -	5	10:39.215	<b>15.038</b>	0.117	83.60	<b>2:06.610</b>	4
5	77		1 David MAY		Ducati - STS	5	10:49.992	<b>25.815</b>	10.777	82.21	<b>2:07.642</b>	5
6	20		2 Adam NELSON		Ducati - Desmowerx	5	10:56.941	<b>32.764</b>	6.949	81.34	<b>2:08.750</b>	4
7	15		3 Adam CROSS		Suzuki - G C Haulage	5	10:57.822	<b>33.645</b>	0.881	81.23	<b>2:09.336</b>	4
8	91		4 Steve PARROTT		Tigcraft - Stoneways Insurance	5	11:02.054	<b>37.877</b>	4.232	80.71	<b>2:09.404</b>	5
9	61		5 Oliver FOOKS		Ducati - ELP Racing	5	11:06.105	<b>41.928</b>	4.051	80.22	<b>2:10.836</b>	4
10	94	E	5 Matthew HORLER	R	Kawasaki -	5	11:08.934	<b>44.757</b>	2.829	79.88	<b>2:10.378</b>	4
11	80		6 Grant NEWSTEAD	R	Honda - Tinklers M/C's	5	11:13.939	<b>49.762</b>	5.005	79.29	<b>2:12.427</b>	3
12	18		7 Gerrard SPEAR		Suzuki - Team V Speed	5	11:25.034	<b>1:00.857</b>	11.095	78.01	<b>2:14.566</b>	2
13	254	E	6 Rick WINDAS		Ducati - Desmowerx/254 Medical Regiment	5	11:28.837	<b>1:04.660</b>	3.803	77.58	<b>2:12.681</b>	5
14	81		8 Malvern MAY		Honda -	5	11:29.511	<b>1:05.334</b>	0.674	77.50	<b>2:14.798</b>	4
15	11		9 George LAWSON		Suzuki -	5	11:30.468	<b>1:06.291</b>	0.957	77.39	<b>2:15.816</b>	5
16	121		10 Roger MARSH	R	Suzuki -	5	11:30.730	<b>1:06.553</b>	0.262	77.36	<b>2:15.464</b>	4
17	74		11 Mark HAZELGROVE		Suzuki - Lynx Networks	5	11:31.119	<b>1:06.942</b>	0.389	77.32	<b>2:14.990</b>	4
18	8	E	7 Kevin VAN DE WORP		Suzuki -	5	11:35.495	<b>1:11.318</b>	4.376	76.83	<b>2:16.110</b>	5
19	5	E	8 Nick BISHOP	R	Yamaha -	5	11:48.082	<b>1:23.905</b>	12.587	75.47	<b>2:18.176</b>	5
20	54	E	9 Paul FULLICK	R	Yamaha -	5	11:52.695	<b>1:28.518</b>	4.613	74.98	<b>2:20.583</b>	5
21	127		12 Sean MACOY		Ducati -	5	11:53.328	<b>1:29.151</b>	0.633	74.91	<b>2:19.979</b>	5
22	2		13 Gabrielle BURNE		Suzuki - LS2 Helmets/Ravenol	5	11:53.379	<b>1:29.202</b>	0.051	74.91	<b>2:19.145</b>	5
23	42		14 James HOBSON		Honda -	5	11:53.751	<b>1:29.574</b>	0.372	74.87	<b>2:15.059</b>	4
24	143		15 Julian ENTICKNAP		Suzuki - Assesstech	5	11:54.815	<b>1:30.638</b>	1.064	74.76	<b>2:19.909</b>	4
25	33		16 Jack RUSSELL		Suzuki - Triple C Auto Body	5	11:55.209	<b>1:31.032</b>	0.394	74.71	<b>2:20.448</b>	3
26	47	E	10 Tim BROWN	R	Suzuki -	5	12:11.810	<b>1:47.633</b>	16.601	73.02	<b>2:22.531</b>	4
27	166		17 Andrew STENNING	R	Suzuki - AJ Maintenance	5	12:17.337	<b>1:53.160</b>	5.527	72.47	<b>2:24.218</b>	4

#### NOT CLASSIFIED

DNF	93	E	Ben MILLS		Yamaha - Mills Racing Team	0						
DNF	41		Dave COURT		Kawasaki -	0						

#### FASTEST LAP

7	E	Dan COUZENS	Suzuki - Team V Speed	2	2:02.315	87.38 mph	140.62 kph
77		David MAY	Ducati - STS	5	2:07.642	83.73 mph	134.75 kph

Weather / Track : Cloudy / Dry

These results are provisional until the conclusion of any judicial and technical matters.

Snetterton 300

Circuit Length = 2.9689 miles

Start: 16:42 Flag 16:52 End: 16:54

Clerk Of Course :	Timekeeper :
-------------------	--------------

Results can be found at [www.tsl-timing.com](http://www.tsl-timing.com)

Printed - 17:03 Sunday, 23 June 2013



# BMCRC-MRO Championships 2013 - Snetterton 300 Rnd 5

## BMCRC ThunderbikeUK & Thunderbike Extreme

### RACE 18 - LAP CHART

LAP 1		
NO	BEHIND	LAP TIME

7		2:12.210
9	0.029	2:12.239
77	3.456	2:15.666
44	4.111	2:16.321
177	4.594	2:16.804
15	5.602	2:17.812
20	5.711	2:17.921
61	6.181	2:18.391
94	6.831	2:19.041
91	7.373	2:19.583
80	10.235	2:22.445
18	10.325	2:22.535
11	13.388	2:25.598
74	13.522	2:25.732
81	13.807	2:26.017
121	13.932	2:26.142
54	16.321	2:28.531
5	16.781	2:28.991
8	16.815	2:29.025
127	18.318	2:30.528
33	19.424	2:31.634
2	20.187	2:32.397
254	20.367	2:32.577
143	20.785	2:32.995
166	22.447	2:34.657
47	22.707	2:34.917
42	31.491	2:43.701

LAP 2		
NO	BEHIND	LAP TIME

7		2:02.315
9	4.452	2:06.738
177	5.867	2:03.588
44	8.756	2:06.960
77	10.108	2:08.967
15	13.056	2:09.769
20	13.261	2:09.865
61	15.524	2:11.658
94	16.975	2:12.459
91	17.195	2:12.137
80	21.764	2:13.844
18	22.576	2:14.566
11	27.398	2:16.325
81	27.408	2:15.916
74	28.449	2:17.242
121	28.983	2:17.366
8	31.053	2:16.553
54	34.706	2:20.700
254	34.905	2:16.853
5	35.582	2:21.116
127	36.806	2:20.803
2	38.254	2:20.382
33	38.560	2:21.451
143	39.962	2:21.492
166	45.606	2:25.474
47	47.547	2:27.155
42	47.902	2:18.726

LAP 3		
NO	BEHIND	LAP TIME

7		2:03.580
---	--	----------

177	5.680	2:03.393
9	7.766	2:06.894
44	10.878	2:05.702
77	14.925	2:08.397
20	19.429	2:09.748
15	20.491	2:11.015
61	24.924	2:12.980
91	25.015	2:11.400
94	25.762	2:12.367
80	30.611	2:12.427
18	35.042	2:16.046
81	39.938	2:16.110
11	40.122	2:16.304
121	41.194	2:15.791
74	41.914	2:17.045
8	44.331	2:16.858
254	45.173	2:13.848
54	52.910	2:21.784
5	53.072	2:21.070
127	54.035	2:20.809
33	55.428	2:20.448
2	55.506	2:20.832
143	56.314	2:19.932
42	1:02.375	2:18.053
47	1:08.014	2:24.047
166	1:08.826	2:26.800
20	32.764	2:10.657
15	33.645	2:09.890
91	37.877	2:09.404
61	41.928	2:12.240
94	44.757	2:14.689
80	49.762	2:12.735
18	1:00.857	2:16.007
254	1:04.660	2:12.681
81	1:05.334	2:16.670
11	1:06.291	2:15.816
121	1:06.553	2:15.967
74	1:06.942	2:16.110
8	1:11.318	2:16.110
5	1:23.905	2:18.176
54	1:28.518	2:20.583
127	1:29.151	2:19.979
2	1:29.202	2:19.145
42	1:29.574	2:18.212
143	1:30.638	2:20.487
33	1:31.032	2:20.826
47	1:47.633	2:23.160
166	1:53.160	2:26.188

LAP 4		
NO	BEHIND	LAP TIME

7		2:03.084
177	5.890	2:03.294
9	11.292	2:06.610
44	13.138	2:05.344
77	21.161	2:09.320
20	25.095	2:08.750
15	26.743	2:09.336
91	31.461	2:09.530
61	32.676	2:10.836
94	33.056	2:10.378
80	40.015	2:12.488
18	47.838	2:15.880
81	51.652	2:14.798
11	53.463	2:16.425
121	53.574	2:15.464
74	53.820	2:14.990
254	54.967	2:12.878
8	58.196	2:16.949
5	1:08.717	2:18.729
54	1:10.923	2:21.097
127	1:12.160	2:21.209
2	1:13.045	2:20.623
143	1:13.139	2:19.909
33	1:13.194	2:20.850
42	1:14.350	2:15.059
47	1:27.461	2:22.531
166	1:29.960	2:24.218

LAP 5		
NO	BEHIND	LAP TIME

7		2:02.988
177	6.797	2:03.895
44	14.921	2:04.771
9	15.038	2:06.734
77	25.815	2:07.642

Weather / Track : Cloudy / Dry

Results can be found at [www.tsl-timing.com](http://www.tsl-timing.com)

Snetterton 300  
Circuit Length = 2.9689 miles  
Start: 16:42 Flag 16:52 End: 16:54

Printed - 17:05 Sunday, 23 June 2013



# BMCRC-MRO Championships 2013 - Snetterton 300 Rnd 5

## BMCRC ThunderbikeUK & Thunderbike Extreme

### RACE 18 - LAP ANALYSIS

DIFF = Difference To Personal Best Lap

P1 7 Dan COUZENS				
LAP	LAP TIME	DIFF	MPH	TIME OF DAY
1 -	2:12.210	9.895	80.84	16:44:40.471
2 -	<b>2:02.315 (1)</b>		<b>87.38</b>	<b>16:46:42.786</b>
3 -	2:03.580	1.265	86.48	16:48:46.366
4 -	2:03.084 (3)	0.769	86.83	16:50:49.450
5 -	2:02.988 (2)	0.673	86.90	16:52:52.438

P2 177 Steve JORDAN				
LAP	LAP TIME	DIFF	MPH	TIME OF DAY
1 -	2:16.804	13.510	78.12	16:44:45.065
2 -	2:03.588 (3)	0.294	86.48	16:46:48.653
3 -	2:03.393 (2)	0.099	86.61	16:48:52.046
4 -	<b>2:03.294 (1)</b>		<b>86.68</b>	<b>16:50:55.340</b>
5 -	2:03.895	0.601	86.26	16:52:59.235

P3 44 Denzil DAVIES				
LAP	LAP TIME	DIFF	MPH	TIME OF DAY
1 -	2:16.321	11.550	78.40	16:44:44.582
2 -	2:06.960	2.189	84.18	16:46:51.542
3 -	2:05.702 (3)	0.931	85.02	16:48:57.244
4 -	2:05.344 (2)	0.573	85.26	16:51:02.588
5 -	<b>2:04.771 (1)</b>		<b>85.66</b>	<b>16:53:07.359</b>

P4 9 Dan WRIGHT				
LAP	LAP TIME	DIFF	MPH	TIME OF DAY
1 -	2:12.239	5.629	80.82	16:44:40.500
2 -	2:06.738 (3)	0.128	84.33	16:46:47.238
3 -	2:06.894	0.284	84.22	16:48:54.132
4 -	<b>2:06.610 (1)</b>		<b>84.41</b>	<b>16:51:00.742</b>
5 -	2:06.734 (2)	0.124	84.33	16:53:07.476

P5 77 David MAY				
LAP	LAP TIME	DIFF	MPH	TIME OF DAY
1 -	2:15.666	8.024	78.78	16:44:43.927
2 -	2:08.967 (3)	1.325	82.87	16:46:52.894
3 -	2:08.397 (2)	0.755	83.24	16:49:01.291
4 -	2:09.320	1.678	82.64	16:51:10.611
5 -	<b>2:07.642 (1)</b>		<b>83.73</b>	<b>16:53:18.253</b>

P6 20 Adam NELSON				
LAP	LAP TIME	DIFF	MPH	TIME OF DAY
1 -	2:17.921	9.171	77.49	16:44:46.182
2 -	2:09.865 (3)	1.115	82.30	16:46:56.047
3 -	2:09.748 (2)	0.998	82.37	16:49:05.795
4 -	<b>2:08.750 (1)</b>		<b>83.01</b>	<b>16:51:14.545</b>
5 -	2:10.657	1.907	81.80	16:53:25.202

P7 15 Adam CROSS				
LAP	LAP TIME	DIFF	MPH	TIME OF DAY
1 -	2:17.812	8.476	77.55	16:44:46.073
2 -	2:09.769 (2)	0.433	82.36	16:46:55.842
3 -	2:11.015	1.679	81.57	16:49:06.857
4 -	<b>2:09.336 (1)</b>		<b>82.63</b>	<b>16:51:16.193</b>
5 -	2:09.890 (3)	0.554	82.28	16:53:26.083

DIFF = Difference To Personal Best Lap

P8 91 Steve PARROTT				
LAP	LAP TIME	DIFF	MPH	TIME OF DAY
1 -	2:19.583	10.179	76.57	16:44:47.844
2 -	2:12.137	2.733	80.88	16:46:59.981
3 -	2:11.400 (3)	1.996	81.34	16:49:11.381
4 -	2:09.530 (2)	0.126	82.51	16:51:20.911
5 -	<b>2:09.404 (1)</b>		<b>82.59</b>	<b>16:53:30.315</b>

P9 61 Oliver FOOKS				
LAP	LAP TIME	DIFF	MPH	TIME OF DAY
1 -	2:18.391	7.555	77.23	16:44:46.652
2 -	2:11.658 (2)	0.822	81.18	16:46:58.310
3 -	2:12.980	2.144	80.37	16:49:11.290
4 -	<b>2:10.836 (1)</b>		<b>81.69</b>	<b>16:51:22.126</b>
5 -	2:12.240 (3)	1.404	80.82	16:53:34.366

P10 94 Matthew HORLER				
LAP	LAP TIME	DIFF	MPH	TIME OF DAY
1 -	2:19.041	8.663	76.86	16:44:47.302
2 -	2:12.459 (3)	2.081	80.68	16:46:59.761
3 -	2:12.367 (2)	1.989	80.74	16:49:12.128
4 -	<b>2:10.378 (1)</b>		<b>81.97</b>	<b>16:51:22.506</b>
5 -	2:14.689	4.311	79.35	16:53:37.195

P11 80 Grant NEWSTEAD				
LAP	LAP TIME	DIFF	MPH	TIME OF DAY
1 -	2:22.445	10.018	75.03	16:44:50.706
2 -	2:13.844	1.417	79.85	16:47:04.550
3 -	<b>2:12.427 (1)</b>		<b>80.70</b>	<b>16:49:16.977</b>
4 -	2:12.488 (2)	0.061	80.67	16:51:29.465
5 -	2:12.735 (3)	0.308	80.52	16:53:42.200

P12 18 Gerrard SPEAR				
LAP	LAP TIME	DIFF	MPH	TIME OF DAY
1 -	2:22.535	7.969	74.98	16:44:50.796
2 -	<b>2:14.566 (1)</b>		<b>79.42</b>	<b>16:47:05.362</b>
3 -	2:16.046	1.480	78.56	16:49:21.408
4 -	2:15.880 (2)	1.314	78.65	16:51:37.288
5 -	2:16.007 (3)	1.441	78.58	16:53:53.295

P13 254 Rick WINDAS				
LAP	LAP TIME	DIFF	MPH	TIME OF DAY
1 -	2:32.577	19.896	70.05	16:45:00.838
2 -	2:16.853	4.172	78.09	16:47:17.691
3 -	2:13.848 (3)	1.167	79.85	16:49:31.539
4 -	2:12.878 (2)	0.197	80.43	16:51:44.417
5 -	<b>2:12.681 (1)</b>		<b>80.55</b>	<b>16:53:57.098</b>

P14 81 Malvern MAY				
LAP	LAP TIME	DIFF	MPH	TIME OF DAY
1 -	2:26.017	11.219	73.19	16:44:54.278
2 -	2:15.916 (2)	1.118	78.63	16:47:10.194
3 -	2:16.110 (3)	1.312	78.52	16:49:26.304
4 -	<b>2:14.798 (1)</b>		<b>79.28</b>	<b>16:51:41.102</b>
5 -	2:16.670	1.872	78.20	16:53:57.772

Weather / Track : Cloudy / Dry

Snetterton 300  
Circuit Length = 2.9689 miles  
Start: 16:42 Flag 16:52 End: 16:54

# BMCRC-MRO Championships 2013 - Snetterton 300 Rnd 5

## BMCRC ThunderbikeUK & Thunderbike Extreme

### RACE 18 - LAP ANALYSIS

DIFF = Difference To Personal Best Lap

<b>P15 11 George LAWSON</b>				
LAP	LAP TIME	DIFF	MPH	TIME OF DAY
1 -	2:25.598	9.782	73.40	16:44:53.859
2 -	2:16.325 (3)	0.509	78.40	16:47:10.184
3 -	2:16.304 (2)	0.488	78.41	16:49:26.488
4 -	2:16.425	0.609	78.34	16:51:42.913
5 -	<b>2:15.816 (1)</b>		<b>78.69</b>	<b>16:53:58.729</b>

<b>P16 121 Roger MARSH</b>				
LAP	LAP TIME	DIFF	MPH	TIME OF DAY
1 -	2:26.142	10.678	73.13	16:44:54.403
2 -	2:17.366	1.902	77.80	16:47:11.769
3 -	2:15.791 (2)	0.327	78.70	16:49:27.560
4 -	<b>2:15.464 (1)</b>		<b>78.89</b>	<b>16:51:43.024</b>
5 -	2:15.967 (3)	0.503	78.60	16:53:58.991

<b>P17 74 Mark HAZELGROVE</b>				
LAP	LAP TIME	DIFF	MPH	TIME OF DAY
1 -	2:25.732	10.742	73.34	16:44:53.993
2 -	2:17.242	2.252	77.87	16:47:11.235
3 -	2:17.045 (3)	2.055	77.98	16:49:28.280
4 -	<b>2:14.990 (1)</b>		<b>79.17</b>	<b>16:51:43.270</b>
5 -	2:16.110 (2)	1.120	78.52	16:53:59.380

<b>P18 8 Kevin VAN DE WORP</b>				
LAP	LAP TIME	DIFF	MPH	TIME OF DAY
1 -	2:29.025	12.915	71.72	16:44:57.286
2 -	2:16.553 (2)	0.443	78.27	16:47:13.839
3 -	2:16.858 (3)	0.748	78.09	16:49:30.697
4 -	2:16.949	0.839	78.04	16:51:47.646
5 -	<b>2:16.110 (1)</b>		<b>78.52</b>	<b>16:54:03.756</b>

<b>P19 5 Nick BISHOP</b>				
LAP	LAP TIME	DIFF	MPH	TIME OF DAY
1 -	2:28.991	10.815	71.73	16:44:57.252
2 -	2:21.116	2.940	75.73	16:47:18.368
3 -	2:21.070 (3)	2.894	75.76	16:49:39.438
4 -	2:18.729 (2)	0.553	77.04	16:51:58.167
5 -	<b>2:18.176 (1)</b>		<b>77.35</b>	<b>16:54:16.343</b>

<b>P20 54 Paul FULLICK</b>				
LAP	LAP TIME	DIFF	MPH	TIME OF DAY
1 -	2:28.531	7.948	71.95	16:44:56.792
2 -	2:20.700 (2)	0.117	75.96	16:47:17.492
3 -	2:21.784	1.201	75.38	16:49:39.276
4 -	2:21.097 (3)	0.514	75.74	16:52:00.373
5 -	<b>2:20.583 (1)</b>		<b>76.02</b>	<b>16:54:20.956</b>

<b>P21 127 Sean MACOY</b>				
LAP	LAP TIME	DIFF	MPH	TIME OF DAY
1 -	2:30.528	10.549	71.00	16:44:58.789
2 -	2:20.803 (2)	0.824	75.90	16:47:19.592
3 -	2:20.809 (3)	0.830	75.90	16:49:40.401
4 -	2:21.209	1.230	75.68	16:52:01.610
5 -	<b>2:19.979 (1)</b>		<b>76.35</b>	<b>16:54:21.589</b>

DIFF = Difference To Personal Best Lap

<b>P22 2 Gabrielle BURNE</b>				
LAP	LAP TIME	DIFF	MPH	TIME OF DAY
1 -	2:32.397	13.252	70.13	16:45:00.658
2 -	2:20.382 (2)	1.237	76.13	16:47:21.040
3 -	2:20.832	1.687	75.89	16:49:41.872
4 -	2:20.623 (3)	1.478	76.00	16:52:02.495
5 -	<b>2:19.145 (1)</b>		<b>76.81</b>	<b>16:54:21.640</b>

<b>P23 42 James HOBSON</b>				
LAP	LAP TIME	DIFF	MPH	TIME OF DAY
1 -	2:43.701	28.642	65.29	16:45:11.962
2 -	2:18.726	3.667	77.04	16:47:30.688
3 -	2:18.053 (2)	2.994	77.42	16:49:48.741
4 -	<b>2:15.059 (1)</b>		<b>79.13</b>	<b>16:52:03.800</b>
5 -	2:18.212 (3)	3.153	77.33	16:54:22.012

<b>P24 143 Julian ENTICKNAP</b>				
LAP	LAP TIME	DIFF	MPH	TIME OF DAY
1 -	2:32.995	13.086	69.85	16:45:01.256
2 -	2:21.492	1.583	75.53	16:47:22.748
3 -	2:19.932 (2)	0.023	76.38	16:49:42.680
4 -	<b>2:19.909 (1)</b>		<b>76.39</b>	<b>16:52:02.589</b>
5 -	2:20.487 (3)	0.578	76.07	16:54:23.076

<b>P25 33 Jack RUSSELL</b>				
LAP	LAP TIME	DIFF	MPH	TIME OF DAY
1 -	2:31.634	11.186	70.48	16:44:59.895
2 -	2:21.451	1.003	75.56	16:47:21.346
3 -	<b>2:20.448 (1)</b>		<b>76.09</b>	<b>16:49:41.794</b>
4 -	2:20.850 (3)	0.402	75.88	16:52:02.644
5 -	2:20.826 (2)	0.378	75.89	16:54:23.470

<b>P26 47 Tim BROWN</b>				
LAP	LAP TIME	DIFF	MPH	TIME OF DAY
1 -	2:34.917	12.386	68.99	16:45:03.178
2 -	2:27.155	4.624	72.63	16:47:30.333
3 -	2:24.047 (3)	1.516	74.19	16:49:54.380
4 -	<b>2:22.531 (1)</b>		<b>74.98</b>	<b>16:52:16.911</b>
5 -	2:23.160 (2)	0.629	74.65	16:54:40.071

<b>P27 166 Andrew STENNING</b>				
LAP	LAP TIME	DIFF	MPH	TIME OF DAY
1 -	2:34.657	10.439	69.10	16:45:02.918
2 -	2:25.474 (2)	1.256	73.47	16:47:28.392
3 -	2:26.800	2.582	72.80	16:49:55.192
4 -	<b>2:24.218 (1)</b>		<b>74.11</b>	<b>16:52:19.410</b>
5 -	2:26.188 (3)	1.970	73.11	16:54:45.598

Weather / Track : Cloudy / Dry

Snetterton 300  
Circuit Length = 2.9689 miles  
Start: 16:42 Flag 16:52 End: 16:54



# Yamaha Past Masters

**Snetterton 300**

**21<sup>st</sup> – 23<sup>rd</sup> June 2013**



Results Provided by Timing Solutions Ltd  
[www.tsl-timing.com](http://www.tsl-timing.com)

# BMCRC-MRO Championships 2013 - Snetterton 300 Rnd 5

## DFDS Seaways Yamaha Past Masters

### QUALIFYING 1 - CLASSIFICATION

POS	NO	CL	PIC NAME	ENTRY	TIME	ON	LAPS	GAP	DIFF	MPH
1	98		1 Dean STIMPSON	Yamaha - Newvic property services	2:13.388	5	5			80.12
2	1		2 Graham HIGLETT	Yamaha - Face to Face Finance	2:15.620	3	5	2.232	2.232	78.80
3	25		3 Ben MILES	Yamaha -	2:19.606	3	5	6.218	3.986	76.55
4	6	R	1 Matt BARBER	Yamaha - Wave Developments	2:23.210	5	5	9.822	3.604	74.63
5	41	C	1 Paul BOWLING	Yamaha -	2:23.348	3	5	9.960	0.138	74.56
6	74	C	2 Paul WHITBY	Yamaha -	2:24.195	4	5	10.807	0.847	74.12
7	72		4 Len WHALIN	Yamaha -	2:25.404	5	5	12.016	1.209	73.50
8	4	C	3 Trevor SHARPE	Yamaha - Barnack Group	2:25.793	4	5	12.405	0.389	73.30
9	52	C	4 Tim MOORE	Yamaha -	2:29.055	2	3	15.667	3.262	71.70
10	42	C	5 Martin PEARSON	Yamaha - ASL Powerstream	2:29.363	5	5	15.975	0.308	71.55
11	55	C	6 Paul TOLAND	Yamaha - GP Racing	2:29.980	5	5	16.592	0.617	71.26
12	130		5 Paul DAVIES	Yamaha - KDS	2:31.828	4	5	18.440	1.848	70.39
13	59		6 Neil HESMAN	Yamaha - Farkham Hall Racing	2:33.231	5	5	19.843	1.403	69.75
14	15	R	2 Howard PRIESTLEY	Yamaha -	2:41.471	3	4	28.083	8.240	66.19
15	100	R	3 Richard DRY	Yamaha - Yambits	2:45.794	4	4	32.406	4.323	64.46

Weather / Track : Cloudy / Dry

These results are provisional until the conclusion of any judicial and technical matters.

Snetterton 300

Circuit Length = 2.9689 miles

Start: 16:30 Flag 16:42 End: 16:45

Clerk Of Course :	Timekeeper :
-------------------	--------------

Results can be found at [www.tsl-timing.com](http://www.tsl-timing.com)

Printed - 16:49 Friday, 21 June 2013



# BMCRC-MRO Championships 2013 - Snetterton 300 Rnd 5

## DFDS Seaways Yamaha Past Masters & Rapid Solicitors National Junior Cup

### QUALIFYING 1 - LAP ANALYSIS

DIFF = Difference To Personal Best Lap

P1 98 Dean STIMPSON				
LAP	LAP TIME	DIFF	MPH	TIME OF DAY
1 -	2:32.998	19.610	69.85	16:34:30.369
2 -	2:15.309	1.921	78.99	16:36:45.678
3 -	2:13.787 (2)	0.399	79.88	16:38:59.465
4 -	2:14.252 (3)	0.864	79.61	16:41:13.717
5 -	<b>2:13.388 (1)</b>		<b>80.12</b>	<b>16:43:27.105</b>

P2 1 Graham HIGLETT				
LAP	LAP TIME	DIFF	MPH	TIME OF DAY
1 -	2:31.271	15.651	70.65	16:34:31.923
2 -	2:18.415	2.795	77.21	16:36:50.338
3 -	<b>2:15.620 (1)</b>		<b>78.80</b>	<b>16:39:05.958</b>
4 -	2:16.639 (3)	1.019	78.22	16:41:22.597
5 -	2:16.293 (2)	0.673	78.41	16:43:38.890

P3 25 Ben MILES				
LAP	LAP TIME	DIFF	MPH	TIME OF DAY
1 -	2:32.250	12.644	70.20	16:34:30.149
2 -	2:20.852	1.246	75.88	16:36:51.001
3 -	<b>2:19.606 (1)</b>		<b>76.55</b>	<b>16:39:10.607</b>
4 -	2:19.774 (2)	0.168	76.46	16:41:30.381
5 -	2:19.957 (3)	0.351	76.36	16:43:50.338

P4 6 Matt BARBER				
LAP	LAP TIME	DIFF	MPH	TIME OF DAY
1 -	2:36.345	13.135	68.36	16:34:40.827
2 -	2:27.861	4.651	72.28	16:37:08.688
3 -	2:26.103 (3)	2.893	73.15	16:39:34.791
4 -	2:25.399 (2)	2.189	73.50	16:42:00.190
5 -	<b>2:23.210 (1)</b>		<b>74.63</b>	<b>16:44:23.400</b>

P5 41 Paul BOWLING				
LAP	LAP TIME	DIFF	MPH	TIME OF DAY
1 -	2:30.671	7.323	70.93	16:34:26.778
2 -	2:24.382 (3)	1.034	74.02	16:36:51.160
3 -	<b>2:23.348 (1)</b>		<b>74.56</b>	<b>16:39:14.508</b>
4 -	2:24.425	1.077	74.00	16:41:38.933
5 -	2:23.808 (2)	0.460	74.32	16:44:02.741

P6 74 Paul WHITBY				
LAP	LAP TIME	DIFF	MPH	TIME OF DAY
1 -	2:37.971	13.776	67.65	16:34:37.734
2 -	2:29.189	4.994	71.64	16:37:06.923
3 -	2:24.675 (3)	0.480	73.87	16:39:31.598
4 -	<b>2:24.195 (1)</b>		<b>74.12</b>	<b>16:41:55.793</b>
5 -	2:24.613 (2)	0.418	73.90	16:44:20.406

P7 72 Len WHALIN				
LAP	LAP TIME	DIFF	MPH	TIME OF DAY
1 -	2:36.915	11.511	68.11	16:34:40.064
2 -	2:28.435 (3)	3.031	72.00	16:37:08.499
3 -	2:29.623	4.219	71.43	16:39:38.122
4 -	2:27.334 (2)	1.930	72.54	16:42:05.456
5 -	<b>2:25.404 (1)</b>		<b>73.50</b>	<b>16:44:30.860</b>

DIFF = Difference To Personal Best Lap

P8 4 Trevor SHARPE				
LAP	LAP TIME	DIFF	MPH	TIME OF DAY
1 -	2:42.345	16.552	65.83	16:34:41.567
2 -	2:27.672	1.879	72.37	16:37:09.239
3 -	2:27.161 (3)	1.368	72.62	16:39:36.400
4 -	<b>2:25.793 (1)</b>		<b>73.30</b>	<b>16:42:02.193</b>
5 -	2:26.001 (2)	0.208	73.20	16:44:28.194

P9 52 Tim MOORE				
LAP	LAP TIME	DIFF	MPH	TIME OF DAY
1 -	2:35.256	6.201	68.84	16:34:36.159
2 -	<b>2:29.055 (1)</b>		<b>71.70</b>	<b>16:37:05.214</b>
3 -	2:32.341 (2)	3.286	70.15	16:39:37.555

P10 42 Martin PEARSON				
LAP	LAP TIME	DIFF	MPH	TIME OF DAY
1 -	2:46.940	17.577	64.02	16:34:47.233
2 -	2:36.831	7.468	68.15	16:37:24.064
3 -	2:34.405 (3)	5.042	69.22	16:39:58.469
4 -	2:31.867 (2)	2.504	70.37	16:42:30.336
5 -	<b>2:29.363 (1)</b>		<b>71.55</b>	<b>16:44:59.699</b>

P11 55 Paul TOLAND				
LAP	LAP TIME	DIFF	MPH	TIME OF DAY
1 -	2:48.431	18.451	63.45	16:34:49.805
2 -	2:35.423	5.443	68.76	16:37:25.228
3 -	2:33.339 (3)	3.359	69.70	16:39:58.567
4 -	2:30.485 (2)	0.505	71.02	16:42:29.052
5 -	<b>2:29.980 (1)</b>		<b>71.26</b>	<b>16:44:59.032</b>

P12 130 Paul DAVIES				
LAP	LAP TIME	DIFF	MPH	TIME OF DAY
1 -	2:38.241	6.413	67.54	16:34:33.916
2 -	2:35.604 (3)	3.776	68.68	16:37:09.520
3 -	2:35.673	3.845	68.65	16:39:45.193
4 -	<b>2:31.828 (1)</b>		<b>70.39</b>	<b>16:42:17.021</b>
5 -	2:34.026 (2)	2.198	69.39	16:44:51.047

P13 59 Neil HESMAN				
LAP	LAP TIME	DIFF	MPH	TIME OF DAY
1 -	2:37.622	4.391	67.80	16:34:32.607
2 -	2:35.639 (2)	2.408	68.67	16:37:08.246
3 -	2:37.153	3.922	68.01	16:39:45.399
4 -	2:35.806 (3)	2.575	68.59	16:42:21.205
5 -	<b>2:33.231 (1)</b>		<b>69.75</b>	<b>16:44:54.436</b>

P14 15 Howard PRIESTLEY				
LAP	LAP TIME	DIFF	MPH	TIME OF DAY
1 -	2:49.617	8.146	63.01	16:34:52.430
2 -	2:41.753 (2)	0.282	66.07	16:37:34.183
3 -	<b>2:41.471 (1)</b>		<b>66.19</b>	<b>16:40:15.654</b>
4 -	2:43.750 (3)	2.279	65.27	16:42:59.404

P15 100 Richard DRY				
LAP	LAP TIME	DIFF	MPH	TIME OF DAY
1 -	2:50.099	4.305	62.83	16:34:46.732
2 -	2:47.066 (2)	1.272	63.97	16:37:33.798

Snetterton 300  
Circuit Length = 2.9689 miles  
Start: 16:30 Flag 16:42 End: 16:45

Weather / Track : Cloudy / Dry

# BMCRC-MRO Championships 2013 - Snetterton 300 Rnd 5

## DFDS Seaways Yamaha Past Masters & Rapid Solicitors National Junior Cup

### QUALIFYING 1 - LAP ANALYSIS

DIFF = Difference To Personal Best Lap

3 -	2:48.444 (3)	2.650	63.45	16:40:22.242
4 -	2:45.794 (1)		64.46	16:43:08.036

**BMCRC-MRO Championships 2013 - Snetterton 300 Rnd 5**
**DFDS Seaways Yamaha Past Masters**
**QUALIFYING 1 - CLASSIFICATION**

POS	NO	CL	PIC NAME	ENTRY	TIME	ON	LAPS	GAP	DIFF	MPH
1	98		1 Dean STIMPSON	Yamaha - Newvic property services	2:13.388	5	5			80.12
2	1		2 Graham HIGLETT	Yamaha - Face to Face Finance	2:15.620	3	5	2.232	2.232	78.80
3	25		3 Ben MILES	Yamaha -	2:19.606	3	5	6.218	3.986	76.55
4	6	R	1 Matt BARBER	Yamaha - Wave Developments	2:23.210	5	5	9.822	3.604	74.63
5	41	C	1 Paul BOWLING	Yamaha -	2:23.348	3	5	9.960	0.138	74.56
6	74	C	2 Paul WHITBY	Yamaha -	2:24.195	4	5	10.807	0.847	74.12
7	72		4 Len WHALIN	Yamaha -	2:25.404	5	5	12.016	1.209	73.50
8	4	C	3 Trevor SHARPE	Yamaha - Barnack Group	2:25.793	4	5	12.405	0.389	73.30
9	52	C	4 Tim MOORE	Yamaha -	2:29.055	2	3	15.667	3.262	71.70
10	42	C	5 Martin PEARSON	Yamaha - ASL Powerstream	2:29.363	5	5	15.975	0.308	71.55
11	55	C	6 Paul TOLAND	Yamaha - GP Racing	2:29.980	5	5	16.592	0.617	71.26
12	130		5 Paul DAVIES	Yamaha - KDS	2:31.828	4	5	18.440	1.848	70.39
13	59		6 Neil HESMAN	Yamaha - Farkham Hall Racing	2:33.231	5	5	19.843	1.403	69.75
14	15	R	2 Howard PRIESTLEY	Yamaha -	2:41.471	3	4	28.083	8.240	66.19
15	100	R	3 Richard DRY	Yamaha - Yambits	2:45.794	4	4	32.406	4.323	64.46

**Weather / Track : Cloudy / Dry**
**These results are provisional until the conclusion of any judicial and technical matters.**

Snetterton 300

Circuit Length = 2.9689 miles

Start: 16:30 Flag 16:42 End: 16:45

Clerk Of Course :

Timekeeper :

 Results can be found at [www.tsl-timing.com](http://www.tsl-timing.com)

Printed - 16:49 Friday, 21 June 2013



**BMCRC-MRO Championships 2013 - Snetterton 300 Rnd 5**
**DFDS Seaways Yamaha Past Masters**
**QUALIFYING 2 - CLASSIFICATION**

POS	NO	CL	PIC NAME	NAT	ENTRY	TIME	ON	LAPS	GAP	DIFF	MPH
1	45	R	1 Peter MOORE		Yamaha - Curphis Cuttings	<b>2:48.313</b>	4	5			63.50
2	76		1 Kev HIGERTY		Yamaha - Aitch Racing	<b>3:02.913</b>	4	5	<b>14.600</b>	14.600	58.43
3	90		2 Mark ELLERAY		Yamaha - Abbot Solutions	<b>3:04.860</b>	4	4	<b>16.547</b>	1.947	57.81
4	14		3 Doug EDMONDSON		Yamaha -	<b>3:05.404</b>	1	3	<b>17.091</b>	0.544	57.64
5	69	C	1 Richard SAWYER		Yamaha - Rickarl/Graphix Bank/HMT	<b>3:09.407</b>	5	5	<b>21.094</b>	4.003	56.42
6	68	C	2 Kevin MARSHALL		Yamaha -	<b>3:10.717</b>	5	5	<b>22.404</b>	1.310	56.04

GRIDS TO BE BASED ON ALTERNATE POSITIONS FROM EACH QUALIFYING AS PER FINAL INSTRUCTIONS

Weather / Track : Rain / Wet

These results are provisional until the conclusion of any judicial and technical matters.

Snetterton 300

Circuit Length = 2.9689 miles

Start: 08:59 Flag 09:14 End: 09:17

Clerk Of Course :	Timekeeper :
-------------------	--------------

Results can be found at [www.tsl-timing.com](http://www.tsl-timing.com)

Printed - 09:18 Saturday, 22 June 2013





# BMCRC-MRO Championships 2013 - Snetterton 300 Rnd 5

## DFDS Seaways Yamaha Past Masters

### QUALIFYING 2 - LAP ANALYSIS

DIFF = Difference To Personal Best Lap

<b>P1 45 Peter MOORE</b>				
LAP	LAP TIME	DIFF	MPH	TIME OF DAY
1 -	3:16.130	27.817	54.49	09:03:11.572
2 -	2:59.632	11.319	59.49	09:06:11.204
3 -	2:54.271 (3)	5.958	61.33	09:09:05.475
<b>4 -</b>	<b>2:48.313 (1)</b>		<b>63.50</b>	<b>09:11:53.788</b>
5 -	2:49.749 (2)	1.436	62.96	09:14:43.537

<b>P2 76 Kev HIGERTY</b>				
LAP	LAP TIME	DIFF	MPH	TIME OF DAY
1 -	3:24.849	21.936	52.17	09:03:32.028
2 -	3:04.503 (3)	1.590	57.92	09:06:36.531
3 -	3:06.104	3.191	57.43	09:09:42.635
<b>4 -</b>	<b>3:02.913 (1)</b>		<b>58.43</b>	<b>09:12:45.548</b>
5 -	3:04.240 (2)	1.327	58.01	09:15:49.788

<b>P3 90 Mark ELLERAY</b>				
LAP	LAP TIME	DIFF	MPH	TIME OF DAY
1 -	3:27.057	22.197	51.61	09:03:29.481
2 -	3:04.892 (2)	0.032	57.80	09:06:34.373
3 -	3:09.637 (3)	4.777	56.36	09:09:44.010
<b>4 -</b>	<b>3:04.860 (1)</b>		<b>57.81</b>	<b>09:12:48.870</b>

<b>P4 14 Doug EDMONDSON</b>				
LAP	LAP TIME	DIFF	MPH	TIME OF DAY
<b>1 -</b>	<b>3:05.404 (1)</b>		<b>57.64</b>	<b>09:03:09.635</b>
2 -	5:07.472 P	2:02.068	34.76	09:08:17.107
3 -	3:03.933		58.10	09:11:21.040

<b>P5 69 Richard SAWYER</b>				
LAP	LAP TIME	DIFF	MPH	TIME OF DAY
1 -	3:31.889	22.482	50.44	09:03:39.270
2 -	3:24.624	15.217	52.23	09:07:03.894
3 -	3:22.356 (3)	12.949	52.81	09:10:26.250
4 -	3:19.535 (2)	10.128	53.56	09:13:45.785
<b>5 -</b>	<b>3:09.407 (1)</b>		<b>56.42</b>	<b>09:16:55.192</b>

<b>P6 68 Kevin MARSHALL</b>				
LAP	LAP TIME	DIFF	MPH	TIME OF DAY
1 -	3:27.501	16.784	51.50	09:03:20.980
2 -	3:23.161	12.444	52.60	09:06:44.141
3 -	3:17.711 (3)	6.994	54.05	09:10:01.852
4 -	3:16.192 (2)	5.475	54.47	09:13:18.044
<b>5 -</b>	<b>3:10.717 (1)</b>		<b>56.04</b>	<b>09:16:28.761</b>

Weather / Track : Rain / Wet

Results can be found at [www.tsl-timing.com](http://www.tsl-timing.com)

Snetterton 300  
Circuit Length = 2.9689 miles  
Start: 08:59 Flag 09:14 End: 09:17

Printed - 09:21 Saturday, 22 June 2013

**BMCRC-MRO Championships 2013 - Snetterton 300 Rnd 5**
**DFDS Seaways Yamaha Past Masters**
**RACE 1 - GRID**

ROW 6					21	100 Richard DRY		
ROW 5	20	15 Howard PRIESTLEY	19	59 Neil HESMAN	18	130 Paul DAVIES	17	55 Paul TOLAND
ROW 4	16	42 Martin PEARSON	15	52 Tim MOORE	14	4 Trevor SHARPE	13	72 Len WHALIN
ROW 3	12	68 Kevin MARSHALL	11	74 Paul WHITBY	10	69 Richard SAWYER	9	41 Paul BOWLING
ROW 2	8	14 Doug EDMONDSON	7	6 Matt BARBER	6	90 Mark ELLERAY	5	25 Ben MILES
ROW 1	4	76 Kev HIGERTY	3	1 Graham HIGLETT	2	45 Peter MOORE	1	98 Dean STIMPSON
<b>Pole</b>								

Snetterton 300  
Circuit Length = 2.9689 miles

**These results are provisional until the conclusion of any judicial and technical matters.**

Clerk Of Course :		Timekeeper :
-------------------	--	--------------

Results can be found at [www.tsl-timing.com](http://www.tsl-timing.com)

Printed - 09:39 Saturday, 22 June 2013



# BMCRC-MRO Championships 2013 - Snetterton 300 Rnd 5

## DFDS Seaways Yamaha Past Masters

### RACE 1 - CLASSIFICATION

POS	NO	CL	PIC NAME	ENTRY	LAPS	TIME	GAP	DIFF	MPH	BEST	ON
1	14		1 Doug EDMONDSON	Yamaha -	5	12:53.210			69.11	2:27.793	5
2	69	C	1 Richard SAWYER	Yamaha - Rickarl/Graphix Bank/HMT	5	12:54.695	1.485	1.485	68.98	2:28.255	5
3	98		2 Dean STIMPSON	Yamaha - Newwic property services	5	13:04.447	11.237	9.752	68.12	2:30.371	4
4	45	R	1 Peter MOORE	Yamaha - Curphs Cuttings	5	13:05.368	12.158	0.921	68.04	2:31.877	5
5	25		3 Ben MILES	Yamaha -	5	13:20.346	27.136	14.978	66.77	2:36.823	4
6	1		4 Graham HIGLETT	Yamaha - Face to Face Finance	5	13:25.161	31.951	4.815	66.37	2:35.523	5
7	6	R	2 Matt BARBER	Yamaha - Wave Developments	5	13:26.474	33.264	1.313	66.26	2:34.995	5
8	41	C	2 Paul BOWLING	Yamaha -	5	13:26.839	33.629	0.365	66.23	2:35.919	5
9	76		5 Kev HIGERTY	Yamaha - Aitch Racing	5	13:26.986	33.776	0.147	66.22	2:35.154	5
10	55	C	3 Paul TOLAND	Yamaha - GP Racing	5	13:53.159	59.949	26.173	64.14	2:41.282	4
11	74	C	4 Paul WHITBY	Yamaha -	5	13:57.867	1:04.657	4.708	63.78	2:44.309	4
12	68	C	5 Kevin MARSHALL	Yamaha -	5	14:00.253	1:07.043	2.386	63.60	2:38.981	5
13	15	R	3 Howard PRIESTLEY	Yamaha -	5	14:12.531	1:19.321	12.278	62.68	2:45.965	4
14	130		6 Paul DAVIES	Yamaha - KDS	5	14:28.359	1:35.149	15.828	61.54	2:45.784	5
15	4	C	6 Trevor SHARPE	Yamaha - Barnack Group	5	14:28.448	1:35.238	0.089	61.53	2:45.144	5
16	59		7 Neil HESMAN	Yamaha - Farkham Hall Racing	5	14:52.950	1:59.740	24.502	59.84	2:54.716	2
17	42	C	7 Martin PEARSON	Yamaha - ASL Powerstream	5	15:14.852	2:21.642	21.902	58.41	2:52.440	5
18	100	* R	4 Richard DRY	Yamaha - Yambits	5	15:29.661	2:36.451	14.809	57.48	2:57.477	5

#### NOT CLASSIFIED

DNF	72	C	Len WHALIN	Yamaha -	3	8:15.284	2 Laps	2 Laps	64.73	2:39.252	3
DNF	90		Mark ELLERAY	Yamaha - Abbot Solutions	1	2:59.642	4 Laps	2 Laps	59.49	2:59.642	1
DNF	52	C	Tim MOORE	Yamaha -	1	3:03.898	4 Laps	4.256	58.11	3:03.898	1

#### FASTEST LAP

14			Doug EDMONDSON	Yamaha -	5	2:27.793		72.31 mph		116.38 kph
69	C		Richard SAWYER	Yamaha - Rickarl/Graphix Bank/HMT	5	2:28.255		72.09 mph		116.02 kph
45	R		Peter MOORE	Yamaha - Curphs Cuttings	5	2:31.877		70.37 mph		113.25 kph

\* Bike 100 - 10 second jump start penalty

Weather / Track : Cloudy / Wet

These results are provisional until the conclusion of any judicial and technical matters.

Snetterton 300

Circuit Length = 2.9689 miles

Start: 11:00 Flag 11:13 End: 11:15

Clerk Of Course :	Timekeeper :
-------------------	--------------

Results can be found at [www.tsl-timing.com](http://www.tsl-timing.com)

Printed - 11:16 Saturday, 22 June 2013



# BMCRC-MRO Championships 2013 - Snetterton 300 Rnd 5

## DFDS Seaways Yamaha Past Masters

### RACE 1 - LAP CHART

LAP 1		
NO	BEHIND	LAP TIME

14		2:46.236
45	0.576	2:46.812
69	0.979	2:47.215
25	2.561	2:48.797
98	2.954	2:49.190
1	5.625	2:51.861
6	5.827	2:52.063
41	6.252	2:52.488
76	6.564	2:52.800
72	7.673	2:53.909
55	10.701	2:56.937
74	11.047	2:57.283
90	13.406	2:59.642
15	14.933	3:01.169
68	17.304	3:03.540
52	17.662	3:03.898
4	22.494	3:08.730
59	23.201	3:09.437
130	24.095	3:10.331
100	28.731	3:14.967
42	35.483	3:21.719

LAP 2		
NO	BEHIND	LAP TIME

69		2:35.431
14	0.092	2:36.502
45	2.975	2:38.809
25	6.160	2:40.009
98	6.534	2:39.990
76	10.008	2:39.854
6	11.095	2:41.678
41	11.943	2:42.101
1	12.473	2:43.258
72	13.386	2:42.123
55	19.683	2:45.392
74	21.867	2:47.230
15	28.115	2:49.592
68	29.669	2:48.775
4	41.420	2:55.336
59	41.507	2:54.716
130	41.635	2:53.950
100	57.111	3:04.790
42	1:03.870	3:04.797

LAP 3		
NO	BEHIND	LAP TIME

14		2:32.082
69	1.266	2:33.440
45	5.210	2:34.409
98	7.386	2:33.026
25	11.824	2:37.838
1	18.850	2:38.551
76	19.107	2:41.273
41	19.449	2:39.680
6	19.810	2:40.889
72	20.464	2:39.252
55	30.241	2:42.732
74	34.374	2:44.681
68	44.284	2:46.789
15	44.536	2:48.595
4	59.554	2:50.308

130	1:01.120	2:51.659
59	1:04.744	2:55.411
100	1:28.464	3:03.527
42	1:30.287	2:58.591

LAP 4		
NO	BEHIND	LAP TIME

14		2:30.597
69	1.023	2:30.354
98	7.160	2:30.371
45	8.074	2:33.461
25	18.050	2:36.823
1	24.221	2:35.968
41	25.503	2:36.651
6	26.062	2:36.849
76	26.415	2:37.905
55	40.926	2:41.282
74	48.086	2:44.309
68	55.855	2:42.168
15	59.904	2:45.965
130	1:17.158	2:46.635
4	1:17.887	2:48.930
59	1:31.656	2:57.509
100	1:56.767	2:58.900
42	1:56.995	2:57.305

LAP 5		
NO	BEHIND	LAP TIME

14		2:27.793
69	1.485	2:28.255
98	11.237	2:31.870
45	12.158	2:31.877
25	27.136	2:36.879
1	31.951	2:35.523
6	33.264	2:34.995
41	33.629	2:35.919
76	33.776	2:35.154
55	59.949	2:46.816
74	1:04.657	2:44.364
68	1:07.043	2:38.981
15	1:19.321	2:47.210
130	1:35.149	2:45.784
4	1:35.238	2:45.144
59	1:59.740	2:55.877
42	2:21.642	2:52.440
100	2:26.451	2:57.477

Weather / Track : Cloudy / Wet

Results can be found at [www.tsl-timing.com](http://www.tsl-timing.com)

Snetterton 300  
Circuit Length = 2.9689 miles  
Start: 11:00 Flag 11:13 End: 11:15

Printed - 11:18 Saturday, 22 June 2013

# BMCRC-MRO Championships 2013 - Snetterton 300 Rnd 5

## DFDS Seaways Yamaha Past Masters

### RACE 1 - LAP ANALYSIS

DIFF = Difference To Personal Best Lap

<b>P1 14 Doug EDMONDSON</b>				
LAP	LAP TIME	DIFF	MPH	TIME OF DAY
1 -	2:46.236	18.443	64.29	11:03:10.161
2 -	2:36.502	8.709	68.29	11:05:46.663
3 -	2:32.082 (3)	4.289	70.27	11:08:18.745
4 -	2:30.597 (2)	2.804	70.97	11:10:49.342
5 -	<b>2:27.793 (1)</b>		<b>72.31</b>	<b>11:13:17.135</b>

<b>P2 69 Richard SAWYER</b>				
LAP	LAP TIME	DIFF	MPH	TIME OF DAY
1 -	2:47.215	18.960	63.91	11:03:11.140
2 -	2:35.431	7.176	68.76	11:05:46.571
3 -	2:33.440 (3)	5.185	69.65	11:08:20.011
4 -	2:30.354 (2)	2.099	71.08	11:10:50.365
5 -	<b>2:28.255 (1)</b>		<b>72.09</b>	<b>11:13:18.620</b>

<b>P3 98 Dean STIMPSON</b>				
LAP	LAP TIME	DIFF	MPH	TIME OF DAY
1 -	2:49.190	18.819	63.17	11:03:13.115
2 -	2:39.990	9.619	66.80	11:05:53.105
3 -	2:33.026 (3)	2.655	69.84	11:08:26.131
4 -	<b>2:30.371 (1)</b>		<b>71.07</b>	<b>11:10:56.502</b>
5 -	2:31.870 (2)	1.499	70.37	11:13:28.372

<b>P4 45 Peter MOORE</b>				
LAP	LAP TIME	DIFF	MPH	TIME OF DAY
1 -	2:46.812	14.935	64.07	11:03:10.737
2 -	2:38.809	6.932	67.30	11:05:49.546
3 -	2:34.409 (3)	2.532	69.21	11:08:23.955
4 -	2:33.461 (2)	1.584	69.64	11:10:57.416
5 -	<b>2:31.877 (1)</b>		<b>70.37</b>	<b>11:13:29.293</b>

<b>P5 25 Ben MILES</b>				
LAP	LAP TIME	DIFF	MPH	TIME OF DAY
1 -	2:48.797	11.974	63.31	11:03:12.722
2 -	2:40.009	3.186	66.79	11:05:52.731
3 -	2:37.838 (3)	1.015	67.71	11:08:30.569
4 -	<b>2:36.823 (1)</b>		<b>68.15</b>	<b>11:11:07.392</b>
5 -	2:36.879 (2)	0.056	68.12	11:13:44.271

<b>P6 1 Graham HIGLETT</b>				
LAP	LAP TIME	DIFF	MPH	TIME OF DAY
1 -	2:51.861	16.338	62.18	11:03:15.786
2 -	2:43.258	7.735	65.46	11:05:59.044
3 -	2:38.551 (3)	3.028	67.41	11:08:37.595
4 -	2:35.968 (2)	0.445	68.52	11:11:13.563
5 -	<b>2:35.523 (1)</b>		<b>68.72</b>	<b>11:13:49.086</b>

<b>P7 6 Matt BARBER</b>				
LAP	LAP TIME	DIFF	MPH	TIME OF DAY
1 -	2:52.063	17.068	62.11	11:03:15.988
2 -	2:41.678	6.683	66.10	11:05:57.666
3 -	2:40.889 (3)	5.894	66.43	11:08:38.555
4 -	2:36.849 (2)	1.854	68.14	11:11:15.404
5 -	<b>2:34.995 (1)</b>		<b>68.95</b>	<b>11:13:50.399</b>

DIFF = Difference To Personal Best Lap

<b>P8 41 Paul BOWLING</b>				
LAP	LAP TIME	DIFF	MPH	TIME OF DAY
1 -	2:52.488	16.569	61.96	11:03:16.413
2 -	2:42.101	6.182	65.93	11:05:58.514
3 -	2:39.680 (3)	3.761	66.93	11:08:38.194
4 -	2:36.651 (2)	0.732	68.22	11:11:14.845
5 -	<b>2:35.919 (1)</b>		<b>68.54</b>	<b>11:13:50.764</b>

<b>P9 76 Kev HIGERTY</b>				
LAP	LAP TIME	DIFF	MPH	TIME OF DAY
1 -	2:52.800	17.646	61.85	11:03:16.725
2 -	2:39.854 (3)	4.700	66.86	11:05:56.579
3 -	2:41.273	6.119	66.27	11:08:37.852
4 -	2:37.905 (2)	2.751	67.68	11:11:15.757
5 -	<b>2:35.154 (1)</b>		<b>68.88</b>	<b>11:13:50.911</b>

<b>P10 55 Paul TOLAND</b>				
LAP	LAP TIME	DIFF	MPH	TIME OF DAY
1 -	2:56.937	15.655	60.40	11:03:20.862
2 -	2:45.392 (3)	4.110	64.62	11:06:06.254
3 -	2:42.732 (2)	1.450	65.67	11:08:48.986
4 -	<b>2:41.282 (1)</b>		<b>66.26</b>	<b>11:11:30.268</b>
5 -	2:46.816	5.534	64.07	11:14:17.084

<b>P11 74 Paul WHITBY</b>				
LAP	LAP TIME	DIFF	MPH	TIME OF DAY
1 -	2:57.283	12.974	60.28	11:03:21.208
2 -	2:47.230	2.921	63.91	11:06:08.438
3 -	2:44.681 (3)	0.372	64.90	11:08:53.119
4 -	<b>2:44.309 (1)</b>		<b>65.04</b>	<b>11:11:37.428</b>
5 -	2:44.364 (2)	0.055	65.02	11:14:21.792

<b>P12 68 Kevin MARSHALL</b>				
LAP	LAP TIME	DIFF	MPH	TIME OF DAY
1 -	3:03.540	24.559	58.23	11:03:27.465
2 -	2:48.775	9.794	63.32	11:06:16.240
3 -	2:46.789 (3)	7.808	64.08	11:09:03.029
4 -	2:42.168 (2)	3.187	65.90	11:11:45.197
5 -	<b>2:38.981 (1)</b>		<b>67.22</b>	<b>11:14:24.178</b>

<b>P13 15 Howard PRIESTLEY</b>				
LAP	LAP TIME	DIFF	MPH	TIME OF DAY
1 -	3:01.169	15.204	58.99	11:03:25.094
2 -	2:49.592	3.627	63.02	11:06:14.686
3 -	2:48.595 (3)	2.630	63.39	11:09:03.281
4 -	<b>2:45.965 (1)</b>		<b>64.39</b>	<b>11:11:49.246</b>
5 -	2:47.210 (2)	1.245	63.92	11:14:36.456

<b>P14 130 Paul DAVIES</b>				
LAP	LAP TIME	DIFF	MPH	TIME OF DAY
1 -	3:10.331	24.547	56.15	11:03:34.256
2 -	2:53.950	8.166	61.44	11:06:28.206
3 -	2:51.659 (3)	5.875	62.26	11:09:19.865
4 -	2:46.635 (2)	0.851	64.14	11:12:06.500
5 -	<b>2:45.784 (1)</b>		<b>64.46</b>	<b>11:14:52.284</b>

Weather / Track : Cloudy / Wet

# BMCRC-MRO Championships 2013 - Snetterton 300 Rnd 5

## DFDS Seaways Yamaha Past Masters

### RACE 1 - LAP ANALYSIS

DIFF = Difference To Personal Best Lap

<b>P15 4 Trevor SHARPE</b>				
LAP	LAP TIME	DIFF	MPH	TIME OF DAY
1 -	3:08.730	23.586	56.63	11:03:32.655
2 -	2:55.336	10.192	60.95	11:06:27.991
3 -	2:50.308 (3)	5.164	62.75	11:09:18.299
4 -	2:48.930 (2)	3.786	63.26	11:12:07.229
5 -	<b>2:45.144 (1)</b>		<b>64.71</b>	<b>11:14:52.373</b>

<b>P16 59 Neil HESMAN</b>				
LAP	LAP TIME	DIFF	MPH	TIME OF DAY
1 -	3:09.437	14.721	56.42	11:03:33.362
2 -	<b>2:54.716 (1)</b>		<b>61.17</b>	<b>11:06:28.078</b>
3 -	2:55.411 (2)	0.695	60.93	11:09:23.489
4 -	2:57.509	2.793	60.21	11:12:20.998
5 -	2:55.877 (3)	1.161	60.77	11:15:16.875

<b>P17 42 Martin PEARSON</b>				
LAP	LAP TIME	DIFF	MPH	TIME OF DAY
1 -	3:21.719	29.279	52.98	11:03:45.644
2 -	3:04.797	12.357	57.83	11:06:50.441
3 -	2:58.591 (3)	6.151	59.84	11:09:49.032
4 -	2:57.305 (2)	4.865	60.28	11:12:46.337
5 -	<b>2:52.440 (1)</b>		<b>61.98</b>	<b>11:15:38.777</b>


<b>P18 100 Richard DRY</b>				
LAP	LAP TIME	DIFF	MPH	TIME OF DAY
1 -	3:14.967	17.490	54.81	11:03:38.892
2 -	3:04.790	7.313	57.83	11:06:43.682
3 -	3:03.527 (3)	6.050	58.23	11:09:47.209
4 -	2:58.900 (2)	1.423	59.74	11:12:46.109
5 -	<b>2:57.477 (1)</b>		<b>60.22</b>	<b>11:15:43.586</b>

<b>P19 72 Len WHALIN</b>				
LAP	LAP TIME	DIFF	MPH	TIME OF DAY
1 -	2:53.909 (3)	14.657	61.45	11:03:17.834
2 -	2:42.123 (2)	2.871	65.92	11:05:59.957
3 -	<b>2:39.252 (1)</b>		<b>67.11</b>	<b>11:08:39.209</b>

<b>P20 90 Mark ELLERAY</b>				
LAP	LAP TIME	DIFF	MPH	TIME OF DAY
1 -	<b>2:59.642 (1)</b>		<b>59.49</b>	<b>11:03:23.567</b>

<b>P21 52 Tim MOORE</b>				
LAP	LAP TIME	DIFF	MPH	TIME OF DAY
1 -	<b>3:03.898 (1)</b>		<b>58.11</b>	<b>11:03:27.823</b>

**BMCRC-MRO Championships 2013 - Snetterton 300 Rnd 5**
**DFDS Seaways Yamaha Past Masters**
**RACE 11 - GRID**

ROW 6					21	52 Tim MOORE				
ROW 5	20	90 Mark ELLERAY	19	72 Len WHALIN	18	100 Richard DRY	17	42 Martin PEARSON		
ROW 4	16	59 Neil HESMAN	15	4 Trevor SHARPE	14	130 Paul DAVIES	13	15 Howard PRIESTLEY		
ROW 3	12	68 Kevin MARSHALL	11	74 Paul WHITBY	10	55 Paul TOLAND	9	76 Kev HIGERTY		
ROW 2	8	41 Paul BOWLING	7	6 Matt BARBER	6	1 Graham HIGLETT	5	25 Ben MILES		
ROW 1	4	45 Peter MOORE	3	98 Dean STIMPSON	2	69 Richard SAWYER	1	14 Doug EDMONDSON		
	<b>Pole</b>									
										

Snetterton 300  
Circuit Length = 2.9689 miles

**These results are provisional until the conclusion of any judicial and technical matters.**

Clerk Of Course :		Timekeeper :	
-------------------	--	--------------	--

Results can be found at [www.tsl-timing.com](http://www.tsl-timing.com)

Printed - 11:19 Saturday, 22 June 2013



# BMCRC-MRO Championships 2013 - Snetterton 300 Rnd 5

## DFDS Seaways Yamaha Past Masters

### RACE 11 - CLASSIFICATION

POS	NO	CL	PIC NAME	ENTRY	LAPS	TIME	GAP	DIFF	MPH	BEST	ON
1	98		1 Dean STIMPSON	Yamaha - Newvic property services	5	11:26.340			77.86	2:14.176	4
2	1		2 Graham HIGLETT	Yamaha - Face to Face Finance	5	11:32.730	6.390	6.390	77.14	2:16.241	4
3	14		3 Doug EDMONDSON	Yamaha -	5	11:35.736	9.396	3.006	76.81	2:16.219	4
4	69	C	1 Richard SAWYER	Yamaha - Rickarl/Graphix Bank/HMT	5	11:39.724	13.384	3.988	76.37	2:18.469	2
5	25		4 Ben MILES	Yamaha -	5	11:42.874	16.534	3.150	76.03	2:17.988	4
6	45	R	1 Peter MOORE	Yamaha - Curphs Cuttings	5	11:45.753	19.413	2.879	75.72	2:18.482	3
7	6	R	2 Matt BARBER	Yamaha - Wave Developments	5	12:06.385	40.045	20.632	73.57	2:22.735	5
8	55	C	2 Paul TOLAND	Yamaha - GP Racing	5	12:13.654	47.314	7.269	72.84	2:24.842	3
9	76		5 Kev HIGERTY	Yamaha - Aitch Racing	5	12:14.026	47.686	0.372	72.80	2:24.297	3
10	74	C	3 Paul WHITBY	Yamaha -	5	12:14.436	48.096	0.410	72.76	2:24.628	2
11	52	C	4 Tim MOORE	Yamaha -	5	12:27.460	1:01.120	13.024	71.49	2:27.777	5
12	41	C	5 Paul BOWLING	Yamaha -	5	12:28.697	1:02.357	1.237	71.37	2:27.666	3
13	68	C	6 Kevin MARSHALL	Yamaha -	5	12:45.491	1:19.151	16.794	69.81	2:29.201	5
14	4	C	7 Trevor SHARPE	Yamaha - Barnack Group	5	12:46.083	1:19.743	0.592	69.75	2:29.648	5
15	42	C	8 Martin PEARSON	Yamaha - ASL Powerstream	5	13:11.912	1:45.572	25.829	67.48	2:33.825	5
16	15	R	3 Howard PRIESTLEY	Yamaha -	5	13:50.157	2:23.817	38.245	64.37	2:43.520	2
17	100	R	4 Richard DRY	Yamaha - Yambits	4	11:27.446	1 Lap	1 Lap	62.19	2:46.378	4

#### NOT CLASSIFIED

DNF	59		Neil HESMAN	Yamaha - Farkham Hall Racing	2	5:39.697	3 Laps	2 Laps	62.92	2:49.793	1
DNF	72	C	Len WHALIN	Yamaha -	1	2:43.960	4 Laps	1 Lap	65.18	2:43.960	1
DNF	130		Paul DAVIES	Yamaha - KDS	0						

#### FASTEST LAP

	98		Dean STIMPSON	Yamaha - Newvic property services	4	2:14.176		79.65 mph		128.19 kph	
	69	C	Richard SAWYER	Yamaha - Rickarl/Graphix Bank/HMT	2	2:18.469		77.18 mph		124.22 kph	
	45	R	Peter MOORE	Yamaha - Curphs Cuttings	3	2:18.482		77.18 mph		124.20 kph	

Weather / Track : Cloudy / Damp

These results are provisional until the conclusion of any judicial and technical matters.

Snetterton 300

Circuit Length = 2.9689 miles

Start: 15:39 Flag 15:50 End: 15:53

Clerk Of Course :	Timekeeper :
-------------------	--------------

Results can be found at [www.tsl-timing.com](http://www.tsl-timing.com)

Printed - 15:53 Saturday, 22 June 2013





# BMCRC-MRO Championships 2013 - Snetterton 300 Rnd 5

## DFDS Seaways Yamaha Past Masters

### RACE 11 - LAP CHART

LAP 1		
NO	BEHIND	LAP TIME

98		2:23.160
69	1.864	2:25.024
45	2.445	2:25.605
14	2.517	2:25.677
1	2.603	2:25.763
25	5.789	2:28.949
6	7.782	2:30.942
55	9.058	2:32.218
76	9.919	2:33.079
74	10.321	2:33.481
41	11.863	2:35.023
52	11.906	2:35.066
68	18.004	2:41.164
4	19.048	2:42.208
72	20.800	2:43.960
15	25.209	2:48.369
42	26.202	2:49.362
59	26.633	2:49.793
100	35.198	2:58.358
35	1:37.921	4:01.081
99	1:38.605	4:01.765
12	1:39.448	4:02.608
2	1:42.156	4:05.316
17	1:43.333	4:06.493
4	1:47.114	4:10.274
20	1:47.308	4:10.468
32	1:50.874	4:14.034
65	1:51.318	4:14.478
22	1:56.384	4:19.544
11	1:58.709	4:21.869
111	2:01.389	4:24.549

LAP 2		
NO	BEHIND	LAP TIME

98		2:15.213
1	4.432	2:17.042
69	5.120	2:18.469
14	6.029	2:18.725
45	8.867	2:21.635
25	10.215	2:19.639
6	17.689	2:25.120
55	18.708	2:24.863
76	19.173	2:24.467
74	19.736	2:24.628
52	25.413	2:28.720
41	25.863	2:29.213
68	35.745	2:32.954
4	36.933	2:33.098
42	49.182	2:38.193
15	53.516	2:43.520
59	1:01.324	2:49.904
100	1:12.423	2:52.438
35	1:43.470	2:20.762
99	1:43.735	2:20.343
12	1:47.486	2:23.251
2	1:52.565	2:25.622
17	1:52.841	2:24.721
20	2:00.892	2:28.797
4	2:04.515	2:32.614
65	2:05.804	2:29.699
32	2:06.449	2:30.788

LAP 3		
NO	BEHIND	LAP TIME

98		2:15.645
1	5.717	2:16.930
22	1 Lap	2:42.164
14	8.054	2:17.670
69	8.455	2:18.980
45	11.704	2:18.482
11	1 Lap	2:44.634
111	1 Lap	2:42.129
25	12.751	2:18.181
6	26.264	2:24.220
76	27.825	2:24.297
55	27.905	2:24.842
74	28.854	2:24.763
52	37.554	2:27.786
41	37.884	2:27.666
4	52.251	2:30.963
68	52.288	2:32.188
42	1:09.611	2:36.074
15	1:23.826	2:45.955
100	1:47.050	2:50.272
35	1:47.425	2:19.600
99	1:47.667	2:19.577
12	1:55.437	2:23.596
17	2:00.249	2:23.053
2	2:04.785	2:27.865
20	2:12.181	2:26.934

LAP 4		
NO	BEHIND	LAP TIME

98		2:14.176
65	1 Lap	2:29.417
4	1 Lap	2:31.635
32	1 Lap	2:29.804
1	7.782	2:16.241
14	10.097	2:16.219
69	12.769	2:18.490
25	16.563	2:17.988
45	16.661	2:19.133
6	35.456	2:23.368
22	1 Lap	2:43.923
76	39.048	2:25.399
55	39.186	2:25.457
74	39.450	2:24.772
11	1 Lap	2:41.570
111	1 Lap	2:41.483
52	51.489	2:28.111
41	51.535	2:27.827
68	1:08.096	2:29.984
4	1:08.241	2:30.166
42	1:29.893	2:34.458
35	1:53.096	2:19.847
99	1:53.255	2:19.764
15	1:56.052	2:46.402
12	2:04.564	2:23.303
17	2:11.086	2:25.013

LAP 5		
NO	BEHIND	LAP TIME

98		2:18.146
2	1 Lap	2:28.570
100	1 Lap	2:46.378

1	6.390	2:16.754
20	1 Lap	2:28.185
14	9.396	2:17.445
69	13.384	2:18.761
25	16.534	2:18.117
32	1 Lap	2:28.728
4	1 Lap	2:30.264
65	1 Lap	2:31.329
45	19.413	2:20.898
6	40.045	2:22.735
55	47.314	2:26.274
76	47.686	2:26.784
74	48.096	2:26.792
52	1:01.120	2:27.777
11	1 Lap	2:40.060
111	1 Lap	2:40.056
22	1 Lap	2:42.974
41	1:02.357	2:28.968
68	1:19.151	2:29.201
4	1:19.743	2:29.648
42	1:45.572	2:33.825
35	1:52.820	2:17.870
99	1:52.937	2:17.828
12	2:08.216	2:21.798
17	2:18.399	2:25.459
15	2:23.817	2:45.911

Weather / Track : Cloudy / Damp

Results can be found at [www.tsl-timing.com](http://www.tsl-timing.com)

Snetterton 300  
Circuit Length = 2.9689 miles  
Start: 15:39 Flag 15:50 End: 15:53

Printed - 16:02 Saturday, 22 June 2013

# BMCRC-MRO Championships 2013 - Snetterton 300 Rnd 5

## DFDS Seaways Yamaha Past Masters

### RACE 11 - LAP ANALYSIS

DIFF = Difference To Personal Best Lap

P1 98 Dean STIMPSON				
LAP	LAP TIME	DIFF	MPH	TIME OF DAY
1 -	2:23.160	8.984	74.65	15:41:45.673
2 -	2:15.213 (2)	1.037	79.04	15:44:00.886
3 -	2:15.645 (3)	1.469	78.79	15:46:16.531
4 -	<b>2:14.176 (1)</b>		<b>79.65</b>	<b>15:48:30.707</b>
5 -	2:18.146	3.970	77.36	15:50:48.853

P2 1 Graham HIGLETT				
LAP	LAP TIME	DIFF	MPH	TIME OF DAY
1 -	2:25.763	9.522	73.32	15:41:48.276
2 -	2:17.042	0.801	77.99	15:44:05.318
3 -	2:16.930 (3)	0.689	78.05	15:46:22.248
4 -	<b>2:16.241 (1)</b>		<b>78.44</b>	<b>15:48:38.489</b>
5 -	2:16.754 (2)	0.513	78.15	15:50:55.243

P3 14 Doug EDMONDSON				
LAP	LAP TIME	DIFF	MPH	TIME OF DAY
1 -	2:25.677	9.458	73.36	15:41:48.190
2 -	2:18.725	2.506	77.04	15:44:06.915
3 -	2:17.670 (3)	1.451	77.63	15:46:24.585
4 -	<b>2:16.219 (1)</b>		<b>78.46</b>	<b>15:48:40.804</b>
5 -	2:17.445 (2)	1.226	77.76	15:50:58.249

P4 69 Richard SAWYER				
LAP	LAP TIME	DIFF	MPH	TIME OF DAY
1 -	2:25.024	6.555	73.69	15:41:47.537
2 -	<b>2:18.469 (1)</b>		<b>77.18</b>	<b>15:44:06.006</b>
3 -	2:18.980	0.511	76.90	15:46:24.986
4 -	2:18.490 (2)	0.021	77.17	15:48:43.476
5 -	2:18.761 (3)	0.292	77.02	15:51:02.237

P5 25 Ben MILES				
LAP	LAP TIME	DIFF	MPH	TIME OF DAY
1 -	2:28.949	10.961	71.75	15:41:51.462
2 -	2:19.639	1.651	76.54	15:44:11.101
3 -	2:18.181 (3)	0.193	77.34	15:46:29.282
4 -	<b>2:17.988 (1)</b>		<b>77.45</b>	<b>15:48:47.270</b>
5 -	2:18.117 (2)	0.129	77.38	15:51:05.387

P6 45 Peter MOORE				
LAP	LAP TIME	DIFF	MPH	TIME OF DAY
1 -	2:25.605	7.123	73.40	15:41:48.118
2 -	2:21.635	3.153	75.46	15:44:09.753
3 -	<b>2:18.482 (1)</b>		<b>77.18</b>	<b>15:46:28.235</b>
4 -	2:19.133 (2)	0.651	76.81	15:48:47.368
5 -	2:20.898 (3)	2.416	75.85	15:51:08.266

P7 6 Matt BARBER				
LAP	LAP TIME	DIFF	MPH	TIME OF DAY
1 -	2:30.942	8.207	70.80	15:41:53.455
2 -	2:25.120	2.385	73.64	15:44:18.575
3 -	2:24.220 (3)	1.485	74.10	15:46:42.795
4 -	2:23.368 (2)	0.633	74.54	15:49:06.163
5 -	<b>2:22.735 (1)</b>		<b>74.88</b>	<b>15:51:28.898</b>

DIFF = Difference To Personal Best Lap

P8 55 Paul TOLAND				
LAP	LAP TIME	DIFF	MPH	TIME OF DAY
1 -	2:32.218	7.376	70.21	15:41:54.731
2 -	2:24.863 (2)	0.021	73.78	15:44:19.594
3 -	<b>2:24.842 (1)</b>		<b>73.79</b>	<b>15:46:44.436</b>
4 -	2:25.457 (3)	0.615	73.47	15:49:09.893
5 -	2:26.274	1.432	73.06	15:51:36.167

P9 76 Kev HIGERTY				
LAP	LAP TIME	DIFF	MPH	TIME OF DAY
1 -	2:33.079	8.782	69.82	15:41:55.592
2 -	2:24.467 (2)	0.170	73.98	15:44:20.059
3 -	<b>2:24.297 (1)</b>		<b>74.07</b>	<b>15:46:44.356</b>
4 -	2:25.399 (3)	1.102	73.50	15:49:09.755
5 -	2:26.784	2.487	72.81	15:51:36.539

P10 74 Paul WHITBY				
LAP	LAP TIME	DIFF	MPH	TIME OF DAY
1 -	2:33.481	8.853	69.63	15:41:55.994
2 -	<b>2:24.628 (1)</b>		<b>73.90</b>	<b>15:44:20.622</b>
3 -	2:24.763 (2)	0.135	73.83	15:46:45.385
4 -	2:24.772 (3)	0.144	73.82	15:49:10.157
5 -	2:26.792	2.164	72.81	15:51:36.949

P11 52 Tim MOORE				
LAP	LAP TIME	DIFF	MPH	TIME OF DAY
1 -	2:35.066	7.289	68.92	15:41:57.579
2 -	2:28.720	0.943	71.86	15:44:26.299
3 -	2:27.786 (2)	0.009	72.32	15:46:54.085
4 -	2:28.111 (3)	0.334	72.16	15:49:22.196
5 -	<b>2:27.777 (1)</b>		<b>72.32</b>	<b>15:51:49.973</b>

P12 41 Paul BOWLING				
LAP	LAP TIME	DIFF	MPH	TIME OF DAY
1 -	2:35.023	7.357	68.94	15:41:57.536
2 -	2:29.213	1.547	71.62	15:44:26.749
3 -	<b>2:27.666 (1)</b>		<b>72.38</b>	<b>15:46:54.415</b>
4 -	2:27.827 (2)	0.161	72.30	15:49:22.242
5 -	2:28.968 (3)	1.302	71.74	15:51:51.210

P13 68 Kevin MARSHALL				
LAP	LAP TIME	DIFF	MPH	TIME OF DAY
1 -	2:41.164	11.963	66.31	15:42:03.677
2 -	2:32.954	3.753	69.87	15:44:36.631
3 -	2:32.188 (3)	2.987	70.22	15:47:08.819
4 -	2:29.984 (2)	0.783	71.26	15:49:38.803
5 -	<b>2:29.201 (1)</b>		<b>71.63</b>	<b>15:52:08.004</b>

P14 4 Trevor SHARPE				
LAP	LAP TIME	DIFF	MPH	TIME OF DAY
1 -	2:42.208	12.560	65.89	15:42:04.721
2 -	2:33.098	3.450	69.81	15:44:37.819
3 -	2:30.963 (3)	1.315	70.79	15:47:08.782
4 -	2:30.166 (2)	0.518	71.17	15:49:38.948
5 -	<b>2:29.648 (1)</b>		<b>71.42</b>	<b>15:52:08.596</b>

Weather / Track : Cloudy / Damp

Snetterton 300  
Circuit Length = 2.9689 miles  
Start: 15:39 Flag 15:50 End: 15:53

# BMCRC-MRO Championships 2013 - Snetterton 300 Rnd 5

## DFDS Seaways Yamaha Past Masters

### RACE 11 - LAP ANALYSIS

DIFF = Difference To Personal Best Lap

<b>P15 42 Martin PEARSON</b>				
LAP	LAP TIME	DIFF	MPH	TIME OF DAY
1 -	2:49.362	15.537	63.10	15:42:11.875
2 -	2:38.193	4.368	67.56	15:44:50.068
3 -	2:36.074 (3)	2.249	68.48	15:47:26.142
4 -	2:34.458 (2)	0.633	69.19	15:50:00.600
5 -	<b>2:33.825 (1)</b>		<b>69.48</b>	<b>15:52:34.425</b>


<b>P16 15 Howard PRIESTLEY</b>				
LAP	LAP TIME	DIFF	MPH	TIME OF DAY
1 -	2:48.369	4.849	63.47	15:42:10.882
2 -	<b>2:43.520 (1)</b>		<b>65.36</b>	<b>15:44:54.402</b>
3 -	2:45.955 (3)	2.435	64.40	15:47:40.357
4 -	2:46.402	2.882	64.23	15:50:26.759
5 -	2:45.911 (2)	2.391	64.42	15:53:12.670

<b>P17 100 Richard DRY</b>				
LAP	LAP TIME	DIFF	MPH	TIME OF DAY
1 -	2:58.358	11.980	59.92	15:42:20.871
2 -	2:52.438 (3)	6.060	61.98	15:45:13.309
3 -	2:50.272 (2)	3.894	62.77	15:48:03.581
4 -	<b>2:46.378 (1)</b>		<b>64.23</b>	<b>15:50:49.959</b>

<b>P18 59 Neil HESMAN</b>				
LAP	LAP TIME	DIFF	MPH	TIME OF DAY
1 -	<b>2:49.793 (1)</b>		<b>62.94</b>	<b>15:42:12.306</b>
2 -	2:49.904 (2)	0.110	62.90	15:45:02.210

<b>P19 72 Len WHALIN</b>				
LAP	LAP TIME	DIFF	MPH	TIME OF DAY
1 -	<b>2:43.960 (1)</b>		<b>65.18</b>	<b>15:42:06.473</b>

**BMCRC-MRO Championships 2013 - Snetterton 300 Rnd 5**
**DFDS Seaways Yamaha Past Masters**
**RACE 2 - GRID**

ROW 5	20   130 Paul DAVIES	19   72 Len WHALIN	18   59 Neil HESMAN	17   100 Richard DRY
ROW 4	16   15 Howard PRIESTLEY	15   42 Martin PEARSON	14   4 Trevor SHARPE	13   68 Kevin MARSHALL
ROW 3	12   41 Paul BOWLING	11   52 Tim MOORE	10   74 Paul WHITBY	9   76 Kev HIGERTY
ROW 2	8   55 Paul TOLAND	7   6 Matt BARBER	6   45 Peter MOORE	5   25 Ben MILES
ROW 1	4   69 Richard SAWYER	3   14 Doug EDMONDSON	2   1 Graham HIGLETT	1   98 Dean STIMPSON
	<b>Pole</b>			
				

Snetterton 300  
Circuit Length = 2.9689 miles

**These results are provisional until the conclusion of any judicial and technical matters.**

Clerk Of Course :		Timekeeper :
-------------------	--	--------------

Results can be found at [www.tsl-timing.com](http://www.tsl-timing.com)

Printed - 16:05 Saturday, 22 June 2013



# BMCRC-MRO Championships 2013 - Snetterton 300 Rnd 5

## DFDS Seaways Yamaha Past Masters

### RACE 2 - CLASSIFICATION

POS	NO	CL	PIC NAME	ENTRY	LAPS	TIME	GAP	DIFF	MPH	BEST	ON
1	14		1 Doug EDMONDSON	Yamaha -	5	14:34.199			61.13	2:46.704	5
2	98		2 Dean STIMPSON	Yamaha - Newvic property services	5	14:37.554	3.355	3.355	60.89	2:50.589	5
3	72	C	1 Len WHALIN	Yamaha -	5	14:40.961	6.762	3.407	60.66	2:52.159	5
4	25		3 Ben MILES	Yamaha -	5	14:41.154	6.955	0.193	60.64	2:51.411	5
5	6	R	1 Matt BARBER	Yamaha - Wave Developments	5	14:48.053	13.854	6.899	60.17	2:53.553	4
6	1		4 Graham HIGLETT	Yamaha - Face to Face Finance	5	14:50.629	16.430	2.576	60.00	2:53.518	5
7	45	R	2 Peter MOORE	Yamaha - Curphs Cuttings	5	15:23.320	49.121	32.691	57.87	3:01.946	4
8	76		5 Kev HIGERTY	Yamaha - Aitch Racing	5	15:32.369	58.170	9.049	57.31	3:03.187	4
9	52	C	2 Tim MOORE	Yamaha -	5	15:39.710	1:05.511	7.341	56.86	3:03.592	4
10	100	R	3 Richard DRY	Yamaha - Yambits	5	15:49.371	1:15.172	9.661	56.29	2:59.755	5
11	4	C	3 Trevor SHARPE	Yamaha - Barnack Group	5	16:04.055	1:29.856	14.684	55.43	3:03.984	4
12	68	C	4 Kevin MARSHALL	Yamaha -	5	16:20.855	1:46.656	16.800	54.48	3:10.810	3
13	59		6 Neil HESMAN	Yamaha - Farkham Hall Racing	5	16:39.964	2:05.765	19.109	53.44	3:14.734	3
14	42	C	5 Martin PEARSON	Yamaha - ASL Powerstream	5	16:41.449	2:07.250	1.485	53.36	3:10.101	5

#### NOT CLASSIFIED

DNF	41	C	Paul BOWLING	Yamaha -	3	9:07.405	2 Laps	2 Laps	58.57	2:55.980	3
DNF	130		Paul DAVIES	Yamaha - KDS	3	9:49.985	2 Laps	42.580	54.34	3:11.931	3
DNF	74	C	Paul WHITBY	Yamaha -	3	9:50.495	2 Laps	0.510	54.30	3:09.971	3
DNF	55	C	Paul TOLAND	Yamaha - GP Racing	0						
DNF	69	C	Richard SAWYER	Yamaha - Rickarl/Graphix Bank/HMT	0						
DNF	15	R	Howard PRIESTLEY	Yamaha -	0						
DNF	90		Mark ELLERAY	Yamaha - Abbot Solutions	0						

#### FASTEST LAP

14			Doug EDMONDSON	Yamaha -	5	2:46.704		64.11 mph		103.18 kph	
72	C		Len WHALIN	Yamaha -	5	2:52.159		62.08 mph		99.91 kph	
6	R		Matt BARBER	Yamaha - Wave Developments	4	2:53.553		61.58 mph		99.10 kph	

Weather / Track : Showers / Wet

These results are provisional until the conclusion of any judicial and technical matters.

Snetterton 300

Circuit Length = 2.9689 miles

Start: 10:59 Flag 11:13 End: 11:15

Clerk Of Course :	Timekeeper :
-------------------	--------------

Results can be found at [www.tsl-timing.com](http://www.tsl-timing.com)

Printed - 11:16 Sunday, 23 June 2013



# BMCRC-MRO Championships 2013 - Snetterton 300 Rnd 5

## DFDS Seaways Yamaha Past Masters

### RACE 2 - LAP CHART

LAP 1			LAP 4		
NO	BEHIND	LAP TIME	NO	BEHIND	LAP TIME

98		3:03.642	98		2:52.559
6	0.817	3:04.459	14	0.530	2:51.915
25	0.922	3:04.564	72	1.837	2:52.460
14	1.759	3:05.401	6	2.567	2:53.553
72	3.708	3:07.350	25	2.778	2:52.147
1	6.100	3:09.742	1	10.146	2:53.709
45	6.592	3:10.234	45	32.157	3:01.946
41	7.525	3:11.167	76	38.653	3:03.187
76	8.767	3:12.409	52	47.882	3:03.592
52	14.207	3:17.849	100	1:02.651	3:00.059
130	21.001	3:24.643	4	1:06.379	3:03.984
100	23.259	3:26.901	68	1:22.680	3:12.738
68	25.095	3:28.737	59	1:35.280	3:18.351
74	25.252	3:28.894	42	1:44.383	3:16.408
4	25.700	3:29.342			
59	27.753	3:31.395			
42	32.759	3:36.401			

LAP 2			LAP 5		
NO	BEHIND	LAP TIME	NO	BEHIND	LAP TIME

98		2:55.224	14		2:46.704
14	1.077	2:54.542	98	3.355	2:50.589
6	1.361	2:55.768	72	6.762	2:52.159
72	5.291	2:56.807	25	6.955	2:51.411
25	5.447	2:59.749	6	13.854	2:58.521
1	8.922	2:58.046	1	16.430	2:53.518
41	12.559	3:00.258	45	49.121	3:04.198
45	13.664	3:02.296	76	58.170	3:06.751
76	19.739	3:06.196	52	1:05.511	3:04.863
52	28.099	3:09.116	100	1:15.172	2:59.755
130	39.188	3:13.411	4	1:29.856	3:10.711
100	39.870	3:11.835	68	1:46.656	3:11.210
4	40.425	3:09.949	59	2:05.765	3:17.719
74	41.658	3:11.630	42	2:07.250	3:10.101
68	47.231	3:17.360			
59	50.294	3:17.765			
42	59.139	3:21.604			

LAP 3		
NO	BEHIND	LAP TIME

98		2:55.540
14	1.174	2:55.637
6	1.573	2:55.752
72	1.936	2:52.185
25	3.190	2:53.283
1	8.996	2:55.614
41	12.999	2:55.980
45	22.770	3:04.646
76	28.025	3:03.826
52	36.849	3:04.290
4	54.954	3:10.069
100	55.151	3:10.821
130	55.579	3:11.931
74	56.089	3:09.971
68	1:02.501	3:10.810
59	1:09.488	3:14.734
42	1:20.534	3:16.935

Weather / Track : Showers / Wet

Results can be found at [www.tsl-timing.com](http://www.tsl-timing.com)

Snetterton 300  
Circuit Length = 2.9689 miles  
Start: 10:59 Flag 11:13 End: 11:15

Printed - 11:18 Sunday, 23 June 2013

# BMCRC-MRO Championships 2013 - Snetterton 300 Rnd 5

## DFDS Seaways Yamaha Past Masters

### RACE 2 - LAP ANALYSIS

DIFF = Difference To Personal Best Lap

P1 14 Doug EDMONDSON				
LAP	LAP TIME	DIFF	MPH	TIME OF DAY
1 -	3:05.401	18.697	57.64	11:02:13.015
2 -	2:54.542 (3)	7.838	61.23	11:05:07.557
3 -	2:55.637	8.933	60.85	11:08:03.194
4 -	2:51.915 (2)	5.211	62.17	11:10:55.109
5 -	<b>2:46.704 (1)</b>		<b>64.11</b>	<b>11:13:41.813</b>

P2 98 Dean STIMPSON				
LAP	LAP TIME	DIFF	MPH	TIME OF DAY
1 -	3:03.642	13.053	58.20	11:02:11.256
2 -	2:55.224 (3)	4.635	60.99	11:05:06.480
3 -	2:55.540	4.951	60.88	11:08:02.020
4 -	2:52.559 (2)	1.970	61.93	11:10:54.579
5 -	<b>2:50.589 (1)</b>		<b>62.65</b>	<b>11:13:45.168</b>

P3 72 Len WHALIN				
LAP	LAP TIME	DIFF	MPH	TIME OF DAY
1 -	3:07.350	15.191	57.04	11:02:14.964
2 -	2:56.807	4.648	60.45	11:05:11.771
3 -	2:52.185 (2)	0.026	62.07	11:08:03.956
4 -	2:52.460 (3)	0.301	61.97	11:10:56.416
5 -	<b>2:52.159 (1)</b>		<b>62.08</b>	<b>11:13:48.575</b>

P4 25 Ben MILES				
LAP	LAP TIME	DIFF	MPH	TIME OF DAY
1 -	3:04.564	13.153	57.90	11:02:12.178
2 -	2:59.749	8.338	59.46	11:05:11.927
3 -	2:53.283 (3)	1.872	61.67	11:08:05.210
4 -	2:52.147 (2)	0.736	62.08	11:10:57.357
5 -	<b>2:51.411 (1)</b>		<b>62.35</b>	<b>11:13:48.768</b>

P5 6 Matt BARBER				
LAP	LAP TIME	DIFF	MPH	TIME OF DAY
1 -	3:04.459	10.906	57.94	11:02:12.073
2 -	2:55.768 (3)	2.215	60.80	11:05:07.841
3 -	2:55.752 (2)	2.199	60.81	11:08:03.593
4 -	<b>2:53.553 (1)</b>		<b>61.58</b>	<b>11:10:57.146</b>
5 -	2:58.521	4.968	59.87	11:13:55.667

P6 1 Graham HIGLETT				
LAP	LAP TIME	DIFF	MPH	TIME OF DAY
1 -	3:09.742	16.224	56.32	11:02:17.356
2 -	2:58.046	4.528	60.02	11:05:15.402
3 -	2:55.614 (3)	2.096	60.86	11:08:11.016
4 -	2:53.709 (2)	0.191	61.52	11:11:04.725
5 -	<b>2:53.518 (1)</b>		<b>61.59</b>	<b>11:13:58.243</b>

P7 45 Peter MOORE				
LAP	LAP TIME	DIFF	MPH	TIME OF DAY
1 -	3:10.234	8.288	56.18	11:02:17.848
2 -	3:02.296 (2)	0.350	58.63	11:05:20.144
3 -	3:04.646	2.700	57.88	11:08:24.790
4 -	<b>3:01.946 (1)</b>		<b>58.74</b>	<b>11:11:26.736</b>
5 -	3:04.198 (3)	2.252	58.02	11:14:30.934

DIFF = Difference To Personal Best Lap

P8 76 Kev HIGERTY				
LAP	LAP TIME	DIFF	MPH	TIME OF DAY
1 -	3:12.409	9.222	55.54	11:02:20.023
2 -	3:06.196 (3)	3.009	57.40	11:05:26.219
3 -	3:03.826 (2)	0.639	58.14	11:08:30.045
4 -	<b>3:03.187 (1)</b>		<b>58.34</b>	<b>11:11:33.232</b>
5 -	3:06.751	3.564	57.23	11:14:39.983

P9 52 Tim MOORE				
LAP	LAP TIME	DIFF	MPH	TIME OF DAY
1 -	3:17.849	14.257	54.02	11:02:25.463
2 -	3:09.116	5.524	56.51	11:05:34.579
3 -	3:04.290 (2)	0.698	57.99	11:08:38.869
4 -	<b>3:03.592 (1)</b>		<b>58.21</b>	<b>11:11:42.461</b>
5 -	3:04.863 (3)	1.271	57.81	11:14:47.324

P10 100 Richard DRY				
LAP	LAP TIME	DIFF	MPH	TIME OF DAY
1 -	3:26.901	27.146	51.65	11:02:34.515
2 -	3:11.835	12.080	55.71	11:05:46.350
3 -	3:10.821 (3)	11.066	56.01	11:08:57.171
4 -	3:00.059 (2)	0.304	59.35	11:11:57.230
5 -	<b>2:59.755 (1)</b>		<b>59.45</b>	<b>11:14:56.985</b>

P11 4 Trevor SHARPE				
LAP	LAP TIME	DIFF	MPH	TIME OF DAY
1 -	3:29.342	25.358	51.05	11:02:36.956
2 -	3:09.949 (2)	5.965	56.26	11:05:46.905
3 -	3:10.069 (3)	6.085	56.23	11:08:56.974
4 -	<b>3:03.984 (1)</b>		<b>58.09</b>	<b>11:12:00.958</b>
5 -	3:10.711	6.727	56.04	11:15:11.669

P12 68 Kevin MARSHALL				
LAP	LAP TIME	DIFF	MPH	TIME OF DAY
1 -	3:28.737	17.927	51.20	11:02:36.351
2 -	3:17.360	6.550	54.15	11:05:53.711
3 -	<b>3:10.810 (1)</b>		<b>56.01</b>	<b>11:09:04.521</b>
4 -	3:12.738 (3)	1.928	55.45	11:12:17.259
5 -	3:11.210 (2)	0.400	55.89	11:15:28.469

P13 59 Neil HESMAN				
LAP	LAP TIME	DIFF	MPH	TIME OF DAY
1 -	3:31.395	16.661	50.55	11:02:39.009
2 -	3:17.765 (3)	3.031	54.04	11:05:56.774
3 -	<b>3:14.734 (1)</b>		<b>54.88</b>	<b>11:09:11.508</b>
4 -	3:18.351	3.617	53.88	11:12:29.859
5 -	3:17.719 (2)	2.985	54.05	11:15:47.578

P14 42 Martin PEARSON				
LAP	LAP TIME	DIFF	MPH	TIME OF DAY
1 -	3:36.401	26.300	49.39	11:02:44.015
2 -	3:21.604	11.503	53.01	11:06:05.619
3 -	3:16.935 (3)	6.834	54.27	11:09:22.554
4 -	3:16.408 (2)	6.307	54.41	11:12:38.962
5 -	<b>3:10.101 (1)</b>		<b>56.22</b>	<b>11:15:49.063</b>

Weather / Track : Showers / Wet

Snetterton 300  
Circuit Length = 2.9689 miles  
Start: 10:59 Flag 11:13 End: 11:15

# BMCRC-MRO Championships 2013 - Snetterton 300 Rnd 5

## DFDS Seaways Yamaha Past Masters

### RACE 2 - LAP ANALYSIS

DIFF = Difference To Personal Best Lap

<b>P15 41 Paul BOWLING</b>				
LAP	LAP TIME	DIFF	MPH	TIME OF DAY
1 -	3:11.167 (3)	15.187	55.90	11:02:18.781
2 -	3:00.258 (2)	4.278	59.29	11:05:19.039
3 -	<b>2:55.980 (1)</b>		<b>60.73</b>	<b>11:08:15.019</b>

<b>P16 130 Paul DAVIES</b>				
LAP	LAP TIME	DIFF	MPH	TIME OF DAY
1 -	3:24.643 (3)	12.712	52.22	11:02:32.257
2 -	3:13.411 (2)	1.480	55.26	11:05:45.668
3 -	<b>3:11.931 (1)</b>		<b>55.68</b>	<b>11:08:57.599</b>

<b>P17 74 Paul WHITBY</b>				
LAP	LAP TIME	DIFF	MPH	TIME OF DAY
1 -	3:28.894 (3)	18.923	51.16	11:02:36.508
2 -	3:11.630 (2)	1.659	55.77	11:05:48.138
3 -	<b>3:09.971 (1)</b>		<b>56.26</b>	<b>11:08:58.109</b>



**BMCRC-MRO Championships 2013 - Snetterton 300 Rnd 5**
**DFDS Seaways Yamaha Past Masters**
**RACE 13 - GRID**

ROW 6					21	90 Mark ELLERAY		
ROW 5	20	15 Howard PRIESTLEY	19	69 Richard SAWYER	18	55 Paul TOLAND	17	74 Paul WHITBY
ROW 4	16	130 Paul DAVIES	15	41 Paul BOWLING	14	42 Martin PEARSON	13	59 Neil HESMAN
ROW 3	12	68 Kevin MARSHALL	11	4 Trevor SHARPE	10	100 Richard DRY	9	52 Tim MOORE
ROW 2	8	76 Kev HIGERTY	7	45 Peter MOORE	6	1 Graham HIGLETT	5	6 Matt BARBER
ROW 1	4	25 Ben MILES	3	72 Len WHALIN	2	98 Dean STIMPSON	1	14 Doug EDMONDSON
	<b>Pole</b>							

Snetterton 300  
Circuit Length = 2.9689 miles

**These results are provisional until the conclusion of any judicial and technical matters.**

Clerk Of Course :		Timekeeper :
-------------------	--	--------------

Results can be found at [www.tsl-timing.com](http://www.tsl-timing.com)

Printed - 11:19 Sunday, 23 June 2013



# BMCRC-MRO Championships 2013 - Snetterton 300 Rnd 5

## DFDS Seaways Yamaha Past Masters

### RACE 13 - CLASSIFICATION

POS	NO	CL	PIC NAME	ENTRY	LAPS	TIME	GAP	DIFF	MPH	BEST	ON
1	69	C	1 Richard SAWYER	Yamaha - Rickarl/Graphix Bank/HMT	5	13:26.398			66.27	<b>2:37.522</b>	5
2	6	R	1 Matt BARBER	Yamaha - Wave Developments	5	13:36.540	10.142	10.142	65.44	<b>2:41.225</b>	3
3	14		1 Doug EDMONDSON	Yamaha -	5	13:39.989	13.591	3.449	65.17	<b>2:39.720</b>	3
4	98		2 Dean STIMPSON	Yamaha - Newwic property services	5	13:44.760	18.362	4.771	64.79	<b>2:42.781</b>	5
5	25		3 Ben MILES	Yamaha -	5	13:46.522	20.124	1.762	64.65	<b>2:39.848</b>	5
6	45	R	2 Peter MOORE	Yamaha - Curphs Cuttings	5	13:47.185	20.787	0.663	64.60	<b>2:41.119</b>	5
7	76		4 Kev HIGERTY	Yamaha - Aitch Racing	5	13:54.084	27.686	6.899	64.07	<b>2:39.866</b>	4
8	72	C	2 Len WHALIN	Yamaha -	5	13:57.822	31.424	3.738	63.78	<b>2:43.476</b>	5
9	1		5 Graham HIGLETT	Yamaha - Face to Face Finance	5	14:12.284	45.886	14.462	62.70	<b>2:46.821</b>	5
10	74	C	3 Paul WHITBY	Yamaha -	5	14:23.740	57.342	11.456	61.87	<b>2:45.697</b>	5
11	68	C	4 Kevin MARSHALL	Yamaha -	5	14:40.813	1:14.415	17.073	60.67	<b>2:53.197</b>	5
12	4	C	5 Trevor SHARPE	Yamaha - Barnack Group	5	15:05.987	1:39.589	25.174	58.98	<b>2:58.079</b>	3
13	130		6 Paul DAVIES	Yamaha - KDS	5	15:12.268	1:45.870	6.281	58.57	<b>2:57.580</b>	4
14	100	R	3 Richard DRY	Yamaha - Yambits	5	15:22.720	1:56.322	10.452	57.91	<b>3:00.278</b>	5
15	90		7 Mark ELLERAY	Yamaha - Abbot Solutions	5	16:16.440	2:50.042	53.720	54.72	<b>3:12.128</b>	3

#### NOT CLASSIFIED

DNF	52	C	Tim MOORE	Yamaha -	4	11:38.622	1 Lap	1 Lap	61.19	<b>2:50.988</b>	2
DNF	41	C	Paul BOWLING	Yamaha -	3	8:31.153	2 Laps	1 Lap	62.72	<b>2:45.825</b>	3
DNF	55	C	Paul TOLAND	Yamaha - GP Racing	1	3:08.885	4 Laps	2 Laps	56.58	<b>3:08.885</b>	1
DNF	59		Neil HESMAN	Yamaha - Farkham Hall Racing	1	3:08.975	4 Laps	0.090	56.55	<b>3:08.975</b>	1

#### FASTEST LAP

69	C	Richard SAWYER	Yamaha - Rickarl/Graphix Bank/HMT	5	2:37.522	67.85 mph	109.19 kph
14		Doug EDMONDSON	Yamaha -	3	2:39.720	66.91 mph	107.69 kph
45	R	Peter MOORE	Yamaha - Curphs Cuttings	5	2:41.119	66.33 mph	106.75 kph

Weather / Track : Showers / Wet

These results are provisional until the conclusion of any judicial and technical matters.

Snetterton 300

Circuit Length = 2.9689 miles

Start: 15:05 Flag 15:19 End: 15:21

Clerk Of Course :	Timekeeper :
-------------------	--------------

Results can be found at [www.tsl-timing.com](http://www.tsl-timing.com)

Printed - 15:22 Sunday, 23 June 2013



# BMCRC-MRO Championships 2013 - Snetterton 300 Rnd 5

## DFDS Seaways Yamaha Past Masters

### RACE 13 - LAP CHART

LAP 1			LAP 4		
NO	BEHIND	LAP TIME	NO	BEHIND	LAP TIME

6		2:46.748	69		2:40.223
69	1.673	2:48.421	6	4.918	2:43.599
14	2.734	2:49.482	14	8.023	2:43.221
98	3.653	2:50.401	98	13.103	2:43.427
45	8.355	2:55.103	45	17.190	2:41.527
25	10.116	2:56.864	25	17.798	2:41.541
41	11.580	2:58.328	76	21.379	2:39.866
72	11.862	2:58.610	72	25.470	2:43.600
52	13.345	3:00.093	1	36.587	2:47.314
76	14.869	3:01.617	74	49.167	2:49.762
1	15.300	3:02.048	52	49.746	2:55.170
68	16.196	3:02.944	68	58.740	2:53.477
74	18.435	3:05.183	4	1:18.912	2:58.477
55	22.137	3:08.885	130	1:25.208	2:57.580
59	22.227	3:08.975	100	1:33.566	3:02.434
4	23.024	3:09.772	90	2:14.009	3:15.271
100	26.707	3:13.455			
130	28.127	3:14.875			
90	33.149	3:19.897			

LAP 5		
NO	BEHIND	LAP TIME

69		2:37.522
6	10.142	2:42.746
14	13.591	2:43.090
98	18.362	2:42.781
25	20.124	2:39.848
45	20.787	2:41.119
76	27.686	2:43.829
72	31.424	2:43.476
1	45.886	2:46.821
74	57.342	2:45.697
68	1:14.415	2:53.197
4	1:39.589	2:58.199
130	1:45.870	2:58.184
100	1:56.322	3:00.278
90	2:50.042	3:13.555

LAP 2		
NO	BEHIND	LAP TIME

6		2:42.222
69	0.604	2:41.153
14	4.988	2:44.476
98	5.257	2:43.826
45	11.132	2:44.999
25	12.560	2:44.666
41	16.358	2:47.000
72	16.744	2:47.104
76	18.183	2:45.536
1	21.970	2:48.892
52	22.111	2:50.988
68	29.652	2:55.678
74	29.966	2:53.753
4	42.262	3:01.460
130	47.936	3:02.031
100	49.554	3:05.069
90	1:06.516	3:15.589

LAP 3		
NO	BEHIND	LAP TIME

69		2:39.079
6	1.542	2:41.225
14	5.025	2:39.720
98	9.899	2:44.325
45	15.886	2:44.437
25	16.480	2:43.603
76	21.736	2:43.236
72	22.093	2:45.032
41	22.500	2:45.825
1	29.496	2:47.209
52	34.799	2:52.371
74	39.628	2:49.345
68	45.486	2:55.517
4	1:00.658	2:58.079
130	1:07.851	2:59.598
100	1:11.355	3:01.484
90	1:38.961	3:12.128

Weather / Track : Showers / Wet

Results can be found at [www.tsl-timing.com](http://www.tsl-timing.com)

Snetterton 300

Circuit Length = 2.9689 miles

Start: 15:05 Flag 15:19 End: 15:21

Printed - 15:24 Sunday, 23 June 2013

# BMCRC-MRO Championships 2013 - Snetterton 300 Rnd 5

## DFDS Seaways Yamaha Past Masters

### RACE 13 - LAP ANALYSIS

DIFF = Difference To Personal Best Lap

P1 69 Richard SAWYER				
LAP	LAP TIME	DIFF	MPH	TIME OF DAY
1 -	2:48.421	10.899	63.46	15:08:25.647
2 -	2:41.153	3.631	66.32	15:11:06.800
3 -	2:39.079 (2)	1.557	67.18	15:13:45.879
4 -	2:40.223 (3)	2.701	66.70	15:16:26.102
5 -	<b>2:37.522 (1)</b>		<b>67.85</b>	<b>15:19:03.624</b>

P2 6 Matt BARBER				
LAP	LAP TIME	DIFF	MPH	TIME OF DAY
1 -	2:46.748	5.523	64.09	15:08:23.974
2 -	2:42.222 (2)	0.997	65.88	15:11:06.196
3 -	<b>2:41.225 (1)</b>		<b>66.29</b>	<b>15:13:47.421</b>
4 -	2:43.599	2.374	65.33	15:16:31.020
5 -	2:42.746 (3)	1.521	65.67	15:19:13.766

P3 14 Doug EDMONDSON				
LAP	LAP TIME	DIFF	MPH	TIME OF DAY
1 -	2:49.482	9.762	63.06	15:08:26.708
2 -	2:44.476	4.756	64.98	15:11:11.184
3 -	<b>2:39.720 (1)</b>		<b>66.91</b>	<b>15:13:50.904</b>
4 -	2:43.221 (3)	3.501	65.48	15:16:34.125
5 -	2:43.090 (2)	3.370	65.53	15:19:17.215

P4 98 Dean STIMPSON				
LAP	LAP TIME	DIFF	MPH	TIME OF DAY
1 -	2:50.401	7.620	62.72	15:08:27.627
2 -	2:43.826 (3)	1.045	65.24	15:11:11.453
3 -	2:44.325	1.544	65.04	15:13:55.778
4 -	2:43.427 (2)	0.646	65.39	15:16:39.205
5 -	<b>2:42.781 (1)</b>		<b>65.65</b>	<b>15:19:21.986</b>

P5 25 Ben MILES				
LAP	LAP TIME	DIFF	MPH	TIME OF DAY
1 -	2:56.864	17.016	60.43	15:08:34.090
2 -	2:44.666	4.818	64.90	15:11:18.756
3 -	2:43.603 (3)	3.755	65.32	15:14:02.359
4 -	2:41.541 (2)	1.693	66.16	15:16:43.900
5 -	<b>2:39.848 (1)</b>		<b>66.86</b>	<b>15:19:23.748</b>

P6 45 Peter MOORE				
LAP	LAP TIME	DIFF	MPH	TIME OF DAY
1 -	2:55.103	13.984	61.03	15:08:32.329
2 -	2:44.999	3.880	64.77	15:11:17.328
3 -	2:44.437 (3)	3.318	64.99	15:14:01.765
4 -	2:41.527 (2)	0.408	66.16	15:16:43.292
5 -	<b>2:41.119 (1)</b>		<b>66.33</b>	<b>15:19:24.411</b>

P7 76 Kev HIGERTY				
LAP	LAP TIME	DIFF	MPH	TIME OF DAY
1 -	3:01.617	21.751	58.84	15:08:38.843
2 -	2:45.536	5.670	64.56	15:11:24.379
3 -	2:43.236 (2)	3.370	65.47	15:14:07.615
4 -	<b>2:39.866 (1)</b>		<b>66.85</b>	<b>15:16:47.481</b>
5 -	2:43.829 (3)	3.963	65.23	15:19:31.310

DIFF = Difference To Personal Best Lap

P8 72 Len WHALIN				
LAP	LAP TIME	DIFF	MPH	TIME OF DAY
1 -	2:58.610	15.134	59.84	15:08:35.836
2 -	2:47.104	3.628	63.96	15:11:22.940
3 -	2:45.032 (3)	1.556	64.76	15:14:07.972
4 -	2:43.600 (2)	0.124	65.33	15:16:51.572
5 -	<b>2:43.476 (1)</b>		<b>65.38</b>	<b>15:19:35.048</b>

P9 1 Graham HIGLETT				
LAP	LAP TIME	DIFF	MPH	TIME OF DAY
1 -	3:02.048	15.227	58.71	15:08:39.274
2 -	2:48.892	2.071	63.28	15:11:28.166
3 -	2:47.209 (2)	0.388	63.92	15:14:15.375
4 -	2:47.314 (3)	0.493	63.88	15:17:02.689
5 -	<b>2:46.821 (1)</b>		<b>64.06</b>	<b>15:19:49.510</b>

P10 74 Paul WHITBY				
LAP	LAP TIME	DIFF	MPH	TIME OF DAY
1 -	3:05.183	19.486	57.71	15:08:42.409
2 -	2:53.753	8.056	61.51	15:11:36.162
3 -	2:49.345 (2)	3.648	63.11	15:14:25.507
4 -	2:49.762 (3)	4.065	62.95	15:17:15.269
5 -	<b>2:45.697 (1)</b>		<b>64.50</b>	<b>15:20:00.966</b>

P11 68 Kevin MARSHALL				
LAP	LAP TIME	DIFF	MPH	TIME OF DAY
1 -	3:02.944	9.747	58.42	15:08:40.170
2 -	2:55.678	2.481	60.83	15:11:35.848
3 -	2:55.517 (3)	2.320	60.89	15:14:31.365
4 -	2:53.477 (2)	0.280	61.61	15:17:24.842
5 -	<b>2:53.197 (1)</b>		<b>61.71</b>	<b>15:20:18.039</b>

P12 4 Trevor SHARPE				
LAP	LAP TIME	DIFF	MPH	TIME OF DAY
1 -	3:09.772	11.693	56.32	15:08:46.998
2 -	3:01.460	3.381	58.90	15:11:48.458
3 -	<b>2:58.079 (1)</b>		<b>60.01</b>	<b>15:14:46.537</b>
4 -	2:58.477 (3)	0.398	59.88	15:17:45.014
5 -	2:58.199 (2)	0.120	59.97	15:20:43.213

P13 130 Paul DAVIES				
LAP	LAP TIME	DIFF	MPH	TIME OF DAY
1 -	3:14.875	17.295	54.84	15:08:52.101
2 -	3:02.031	4.451	58.71	15:11:54.132
3 -	2:59.598 (3)	2.018	59.51	15:14:53.730
4 -	<b>2:57.580 (1)</b>		<b>60.18</b>	<b>15:17:51.310</b>
5 -	2:58.184 (2)	0.604	59.98	15:20:49.494

P14 100 Richard DRY				
LAP	LAP TIME	DIFF	MPH	TIME OF DAY
1 -	3:13.455	13.177	55.24	15:08:50.681
2 -	3:05.069	4.791	57.75	15:11:55.750
3 -	3:01.484 (2)	1.206	58.89	15:14:57.234
4 -	3:02.434 (3)	2.156	58.58	15:17:59.668
5 -	<b>3:00.278 (1)</b>		<b>59.28</b>	<b>15:20:59.946</b>

Weather / Track : Showers / Wet

Snetterton 300  
Circuit Length = 2.9689 miles  
Start: 15:05 Flag 15:19 End: 15:21

# BMCRC-MRO Championships 2013 - Snetterton 300 Rnd 5

## DFDS Seaways Yamaha Past Masters

### RACE 13 - LAP ANALYSIS

DIFF = Difference To Personal Best Lap

<b>P15 90 Mark ELLERAY</b>				
LAP	LAP TIME	DIFF	MPH	TIME OF DAY
1 -	3:19.897	7.769	53.46	15:08:57.123
2 -	3:15.589	3.461	54.64	15:12:12.712
<b>3 -</b>	<b>3:12.128 (1)</b>		<b>55.63</b>	<b>15:15:24.840</b>
4 -	3:15.271 (3)	3.143	54.73	15:18:40.111
5 -	3:13.555 (2)	1.427	55.21	15:21:53.666

<b>P16 52 Tim MOORE</b>				
LAP	LAP TIME	DIFF	MPH	TIME OF DAY
1 -	3:00.093	9.105	59.34	15:08:37.319
<b>2 -</b>	<b>2:50.988 (1)</b>		<b>62.50</b>	<b>15:11:28.307</b>
3 -	2:52.371 (2)	1.383	62.00	15:14:20.678
4 -	2:55.170 (3)	4.182	61.01	15:17:15.848

<b>P17 41 Paul BOWLING</b>				
LAP	LAP TIME	DIFF	MPH	TIME OF DAY
1 -	2:58.328 (3)	12.503	59.93	15:08:35.554
2 -	2:47.000 (2)	1.175	64.00	15:11:22.554
<b>3 -</b>	<b>2:45.825 (1)</b>		<b>64.45</b>	<b>15:14:08.379</b>

<b>P18 55 Paul TOLAND</b>				
LAP	LAP TIME	DIFF	MPH	TIME OF DAY
<b>1 -</b>	<b>3:08.885 (1)</b>		<b>56.58</b>	<b>15:08:46.111</b>

<b>P19 59 Neil HESMAN</b>				
LAP	LAP TIME	DIFF	MPH	TIME OF DAY
<b>1 -</b>	<b>3:08.975 (1)</b>		<b>56.55</b>	<b>15:08:46.201</b>